

MT. OLYMPUS IMPROVEMENT DISTRICT

CHAIRMAN
AMI ANDERSON NEFF

3932 SOUTH 500 EAST
SALT LAKE CITY, UTAH 84107-1895
PHONE (801) 262-2904
FAX (801) 265-0551

GENERAL MANAGER
KERRY S. EPPICH

TRUSTEES
GILES DEMKE
C. KIM BLAIR

COUNSEL
KIRTON & McCONKIE

BOARD MEETING

A G E N D A

WEDNESDAY, NOVEMBER 15, 2023

4:00 P.M.



DISCUSSION AND APPROVAL ITEMS:

1. Welcome and Introductions
2. Minutes of Board Meeting – October 18, 2023
3. Possible Closed Session to Discuss Strategy Regarding Pending or Reasonably Imminent Litigation
4. Discussion and Possible Approval of Entering into Olympus Hills CRA
5. Financial Information
 - A. Review Mt. Olympus Payables and Disbursements
 - B. Review Central Valley Invoice
 - C. Review Financial Report
6. Central Valley Report – Giles Demke
 - A. Entity Managers Meeting Report
7. Manager's Report
 - A. Personnel Review
 - B. Operations Report
 1. Update on Capital Projects
 2. Update on Possible Legislation
8. Information Items
 - A. District Activity Reports
 - B. Central Valley Flow & Load Report
 - C. Utah Public Treasurer's Pool Yield
9. **6:00 P.M. Public Budget and Fee Increase Hearing**
 - A. Matt Dugdale, Financial Advisor – Discussion of Financial Model and Explanation of Need for Proposed Fee Increase
 - B. Discussion of Proposed Fee Increase
 - C. Discussion of Tentative 2024 Budget
 - D. Public Comment
 - E. Possible Approval of Proposed Fee Increase

IN COMPLIANCE WITH THE AMERICANS WITH DISABILITIES ACT, INDIVIDUALS NEEDING SPECIAL ACCOMMODATIONS (INCLUDING AUXILIARY COMMUNICATIVE AIDS AND SERVICES) DURING THIS MEETING SHOULD NOTIFY KERRY EPPICH, GENERAL MANAGER, AT LEAST 24 HOURS PRIOR TO THE MEETING.

**BOARD MEETING
OCTOBER 18, 2023
9:00 A.M.
MT. OLYMPUS IMPROVEMENT DISTRICT
3932 SOUTH 500 EAST**

SUMMARY

- 1. WELCOME AND INTRODUCTIONS**
- 2. 9:00 A.M. MILLCREEK CITY – OLYMPUS HILLS CRA PRESENTATION**
- 3. DISCUSSION AND POSSIBLE APPROVAL OF ENTERING INTO OLYMPUS HILLS CRA**
- 4. MINUTES OF BOARD MEETING – SEPTEMBER 20, 2023**
- 5. FINANCIAL INFORMATION**
 - A. REVIEW MT. OLYMPUS PAYABLES AND DISBURSEMENTS**
 - B. REVIEW CENTRAL VALLEY INVOICE**
 - C. REVIEW FINANCIAL REPORT**
- 6. CENTRAL VALLEY REPORT – GILES DEMKE**
 - A. ENTITY MANAGERS MEETING REPORT**
- 7. REVIEW AND POSSIBLE APPROVAL OF PROPERTY INSURANCE RENEWAL**
- 8. REVIEW AND POSSIBLE APPROVAL OF HEALTH INSURANCE RENEWAL**
- 9. 10:00 A.M. STIFEL – MATT DUGDALE – RESERVES PRESENTATION**
- 10. REVIEW AND POSSIBLE APPROVAL OF 2024 TENTATIVE BUDGET**
 - A. COMMENTS ON PROPOSED RATE INCREASE**
- 11. SET DATE, TIME, AND PLACE FOR PUBLIC HEARING FOR THE 2024 BUDGET AND FEE INCREASE AND ORDER NOTICE OF HEARING**
- 12. LEGISLATIVE UPDATE**
- 13. UPDATE ON TRUSTEE ELECTION**
- 14. APPOINTMENT OF DISTRICT REPRESENTATIVE AND ALTERNATE TO THE CENTRAL VALLEY BOARD FOR THE REMAINDER OF THE 2023 YEAR**
- 15. DISCUSSION AND POSSIBLE APPROVAL OF CHANGING DECEMBER 6TH BOARD MEETING TIME TO 3:00 P.M.**
- 16. MANAGER’S REPORT**
 - A. PERSONNEL REVIEW**
 - B. OPERATIONS REPORT**
- 17. INFORMATION ITEMS (NO ACTION REQUIRED)**
 - A. DISTRICT ACTIVITY REPORTS**
 - B. CENTRAL VALLEY FLOW & LOAD REPORT**
 - C. UTAH PUBLIC TREASURER’S POOL YIELD**
 - D. ANNUAL GRANITE SCHOOL DISTRICT BILLING FOR SEWER FEES**

PRESENT: **AMI NEFF, BOARD CHAIR**
 GILES DEMKE, TRUSTEE
 C. KIM BLAIR, TRUSTEE
 KERRY EPPICH, GENERAL MANAGER
 STEPHEN ROHWER, ASSISTANT GENERAL MANAGER/CFO
 DEAN AYALA, DISTRICT ENGINEER
 TAMMY GONZALES, EXECUTIVE SECRETARY/DISTRICT CLERK

GUESTS: **MIKE WINDER FROM MILLCREEK CITY**
 MATT DUGDALE FROM STIFEL
 KEITH LORD, NEW TRUSTEE

PRESIDING: **CHAIR, AMI NEFF**

1. WELCOME AND INTRODUCTIONS

Welcome and introductions were done. There were no members of the public in attendance.

2. 9:00 A.M. MILLCREEK CITY – OLYMPUS HILLS CRA PRESENTATION

Mike Winder was welcomed into the meeting. Mike gave a presentation regarding a car dealership that would be located just east of I-215 and largely west of Wasatch Blvd on 3900 South. He indicated that this project would be a property tax increment for the District and the other entities. He then went into detail about the costs and benefits of the project.

Mike asked if there were any questions, Trustee Blair stated that Salt Lake County has excluded themselves from this project. What would happen if any of the other entities elect not to participate and how does it affect the project? He stated that they would have to go back to the other entities and go for a higher percentage from each. Manager Eppich stated that the CRA is the whole area shown but the project would only be a small portion of that. Mike said yes and then went over the boundaries. Trustee Demke then asked if the parking structure that is on the south end would that be public parking and Mike said yes that is free and open to the public. Trustee Neff stated that her friends in the cove are not happy with this project and that she feels that the CRA is not really a benefit for the public. Trustee Demke asked the question what happens if Porche is there for five years and then decides to leave? Mike stated that the agreement states that we are only giving them money back from money that they generate. The question was asked about the park-n-ride will there be issues with people wanting to park in the cover parking and will this be limited? The park n ride is a little way out and the project is planned by code. Mike then asked the board what is their timeline? By the next board meeting in November.

3. DISCUSSION AND POSSIBLE APPROVAL OF ENTERING INTO OLYMPUS HILLS CRA

A discussion was then had on the percentage of what the District would give and receive and is this CRA a benefit to the public. The question was asked what Matt thought about this. He stated that he would like to look at the numbers and see how it benefits the District financially in the long run.

Trustee Blair asked what is our game plan for this CRA? Manager Eppich stated that he would like Matt to go over the numbers and report back to them any recommendations. Trustee Demke stated that Millcreek City will be here for a long time, and he really would like us to continue a good working relationship with them.

4. MINUTES OF BOARD MEETING – SEPTEMBER 20, 2023

Motion to approve the September 20, 2023 Board Meeting minutes, with one noted change, was made by Trustee Giles Demke and seconded by Trustee C. Kim Blair. The motion was approved by unanimous vote, those voting in favor: Giles Demke, C. Kim Blair, and Ami Neff.

Votes: Giles Demke yes
 C. Kim Blair yes
 Ami Neff yes

5. **FINANCIAL INFORMATION**

A. REVIEW MT. OLYMPUS PAYABLES AND DISBURSEMENTS

After review and discussion, motion to approve the Mt. Olympus Payables and Disbursements was made by Trustee Giles Demke and seconded by Trustee C. Kim Blair. The motion was approved by unanimous vote.

Votes: Giles Demke yes
 C. Kim Blair yes
 Ami Neff yes

B. REVIEW CENTRAL VALLEY INVOICE

After review and discussion, motion to approve the Central Valley Invoice in the amount of \$900,388.22 was made by Trustee Giles Demke and seconded by Trustee C. Kim Blair. The motion was approved by unanimous vote.

Votes: Giles Demke yes
 C. Kim Blair yes
 Ami Neff yes

C. REVIEW FINANCIAL REPORT

After review and discussion, the Financial Report was accepted for filing by Board Members.

6. **CENTRAL VALLEY REPORT – GILES DEMKE**

Trustee Demke reported on the last Central Valley Board meeting. Topics of discussion were:

- ***General Manager Comments*** –
 - ***Utah Safety Council Awards*** – CV received an award for Outstanding Overall Safety Performance as well as a Perfect Record Reward for 12 consecutive months of no reportable incidents.
 - ***Golf Course Update*** – They are still in negotiations with Dakota Pacific and there is no update at this time. CV has been approached by their attorneys asking about the easements and wanting to get those resolved. Until the amendments are signed and things are completed, we are not going to do a lot of work on this.
 - ***Budget Hearing*** – There was a budget hearing held on Wednesday, October 11th with no public comments.
- ***2024 Tentative Budget Presentation*** – Their 2024 Tentative Budget was presented. There were no changes to the budget from the last board meeting.
 - COLA is going up 5.66 percent based on a three-year rolling average.
 - Health insurance rate did not increase, it actually went down because they chose to switch from PEHP to U of U Med Plan.
 - They are combining two part-time positions into one full-time position.
 - Total wage and benefits increased by 6.84 percent.

6. **CENTRAL VALLEY REPORT – GILES DEMKE (CONTINUED)**

- ***2024 Tentative Budget Presentation (Continued)*** –

- Operations budget increased \$142,900 over prior year:
 - Contract services increased by \$176,000.
 - Utilities decreased by \$43,000.
 - Chemicals increased by \$207,000.
 - Maintenance increased by \$290,000.
 - Insurance increased by \$49,700.
- ***Capital Projects Budget*** –
 - Thickening Building – \$24.3M
 - Dewatering – \$24.2M
 - BNR Basins – \$24.1M
 - Blower Building – \$6.3M
 - Side-Stream Nitrogen – \$4M
 - Site Restoration Design– \$350,000

On the Debt Service budget – they will issue another bond to provide funding for construction completion. The bond is estimated to be \$53M.

Capital costs are starting to come down as projects are completed. They have done \$345,942,633 and still have \$78M under contract with \$72M to bid.

Pay as you go fees are up to \$6.1M due to the delaying of projects.

They will be using \$5M in reserves for end of project clean-up. They currently have \$8.5M in reserves. They can take their reserves up to \$10.1M max.

- ***Phosphorus Effluent Limits Rule Variance*** – They are required to annually update the Division of Water Quality on the progress to meet the Phosphorus Rule, which they have done.
- ***Division of Water Quality Compliance Evaluation Inspection*** – The Division of Water Quality periodically does onsite facility inspections. They received the report, and no deficiencies were found.
- ***Fairfield Property Update*** – Fairfield is trying to regulate our biosolids land application. These applications are regulated by the State through the Department of Water Quality which is delegated by the EPA. More research is needed before CV responds to Fairfield.

Also, along the south side of the property owned by CV is a road that leads to another parcel owned by Farm Training Facility. They have been working toward obtaining an easement with Farm Training to use the road for trucking biosolids onto the property. Farm Training believes that the road is private. The town has declared the road as public. They are waiting for a determination on this designation before moving forward with an easement.

- ***Dewatering Building*** – They have approved the installation of a new substation transformer that will be in addition to the existing substation transformer that is located on the east side of the Dewatering Building. Because lead time for equipment is approximately 130 weeks, procurement of equipment must be completed so as to not impact the project schedule. The bid came back at a cost of \$511,182 from Codale and will take approximately 2.5 years to complete.

6. **CENTRAL VALLEY REPORT – GILES DEMKE (CONTINUED)**

- ***Capital Projects*** – Kevin Gallagher presented a drone video on the following projects. Trustee Demke then went into brief detail on each project.
 - Blower Building Project
 - Side Stream Phosphorus Removal Project
 - BNR Basins Project
 - Side Stream Nitrogen Removal Project
 - Thickening and Straining Building Project

A. **ENTITY MANAGERS MEETING REPORT**

Manager Eppich reported on the following:

- ***Lease of Building*** – They have been leasing the property/building on 900 West for \$29,700 per year. With the lease ending, they decided to go out and have a lease appraisal done which came back with a new lease of \$94,000 per year. The last lease had a life span of 20 years, this lease will be a 5-year lease with escalation costs to be determined.
- ***Wasatch Front Water Quality Coalition*** – Salt Lake City is pulling out of the coalition for funding issues, which is at \$100,000. This will change the dynamics of the Coalition.
- ***Fairfield Property*** – They have hired Holland and Hart to do some research on this newfound issue to see what can be done.
- ***Meter Calibrations*** – They want to change the frequency of metering calibrations from quarterly to semi-annually.
- ***Sidestream Progress*** – They have started the number one reactor. The other one they have been running full feed and full air, puts them at 80 percent ammonia removal, which is well below their limit. They will start the second reactor once the electrical portion is completed.
- ***Belt Filter Presses*** – They are looking for contract approval from the Board for \$2.1M.
- ***The Dewatering Building*** – They had their pre-bid meeting, and it will come back December 12th.

7. **REVIEW AND POSSIBLE APPROVAL OF PROPERTY INSURANCE RENEWAL**

The Board asked if or when was the last time we looked at a different broker. They have never been bid out and the reason it has not been bid out is because Olympus bids out the insurance, and technically the law is being met. They are the one broker being used by most special districts in the area. We did look at Utah Local Government Trust, and our concern with them was that they pool together for earthquake coverage. The Board stated that we should look into this in more detail. After reviewing the premium and rate review documentation provided by Olympus Insurance, it was decided we should stay with the current provider for the upcoming year.

Motion to approve the District's property insurance renewal with the base increase of 12.7 percent for a total of \$157,903, was made by Trustee Giles Demke and seconded by Trustee C. Kim Blair. The motion was approved by unanimous vote.

Votes: Giles Demke yes
 C. Kim Blair yes
 Ami Neff yes

8. REVIEW AND POSSIBLE APPROVAL OF HEALTH INSURANCE RENEWAL

The District has received its Health Insurance Renewal from PEHP its current provider. The medical came back with a 1.6 percent increase and dental premium with a -0.6 percent decrease.

After review and discussion, motion to approve the renewal of the PEHP Health Plan as presented for 2024 at 1.6 percent was made by Trustee Giles Demke and seconded by Trustee C. Kim Blair. The motion was approved by unanimous vote.

Votes: Giles Demke yes
 C. Kim Blair yes
 Ami Neff yes

9. 10:00 A.M. STIFEL – MATT DUGDALE – RESERVES PRESENTATION

The Board chair turned the meeting over to Matt. Matt stated he would like to commend the Board and District staff for doing such a great job with their reserves.

Because our communities are growing the question has arisen what should our reserves look like; how much is too little or how much is too much? Matt put together a white paper giving a summary of some of the research he has done.

The last time the District was assessed by a rating agency or third-party credit was back in 2012. At that time, it had an AA+ rating which is one notch below a perfect AAA rating. This is due to maintaining sufficient reserves which leads to long-term sustainability, reliability, and resilience.

Looking at last year's numbers (2022) and bonding, the District has done a very commendable job. Matt then went over some of the methodology of some reserves/expenditure's percentages and suggestions from different rating companies.

Matt then discussed the proposed reserve levels as of October 2023 and asked the Board if they had any questions.

Matt explained the difference between the 365 days in operating reserves as opposed to the new 200 days recommendation for operating reserves with the difference (165 days) flowing to the self-funded insurance reserve fund. Trustee Blair asked about the self-funded reserve policy, specifically the \$5.6M amount. Matt stated that once we get to that operating reserve level that the Board feels is appropriate, then those dollars spill into the self-funded insurance reserve. Assistant GM Rohwer stated that basically this is a starting point for us and then we can reanalyze. Matt stated that mathematics on the \$5.6M represents 165 days. Trustee Blair stated that he wanted to better understand what that number needed to be. Unfortunately, Matt was not able to get any third-party recommendations on what that figure would be. Assistant GM Rohwer then went over how the numbers were calculated for the self-funded insurance reserves for the 165 days which is a good starting point. Trustee Blair recommended that more work be done to come up with an appropriate amount in the self-funded insurance account.

10. REVIEW AND POSSIBLE APPROVAL OF 2024 TENTATIVE BUDGET

The Board was provided copies of the proposed 2024 Tentative Budget.

A discussion was had on COLA and merit increases. There is a proposed 3.0 percent increase in COLA and a 0-2 percent merit increase.

Budget highlights:

- Increase sewer fee revenue by \$1.383M which is due to the proposed \$2.00 fee increase.
- COLA is proposed at 3.0% and a merit increase at 0-2%
- An increase in engineering fees of \$5,000
- Interest and Administrative fees increased by \$8,000.
- Capacity fees are budgeted at \$151,600.
- Sewer lines department wages will increase 2.3 percent, employee benefits will decrease 1.17 percent due to a retirement and also hiring two (2) new employees with no family, property and liability insurance will increase by 13.06 percent, maintain the lines repair and maintenance budget at \$1,000,000. Total sewer lines department is a decrease of 2.77 percent.
- IT department wages will increase 4.43 percent with benefits increasing by 2.96 percent, property and liability insurance will increase by 0.42 percent, increase telephone & internet by 22.25 percent for new phone system. Total increase for IT department is 3.60 percent.
- Increase Central Valley O&M by \$506,763
- Administration wage expense will increase by 16.16 percent for new employee and benefits increasing by 28.81 percent, increase of 151.72 percent for continuation of GM truck coverage, increase subscription/training by 4.50 percent due to adding two more conferences, increase Google telephone system by 42.37 percent, decrease of \$101,000 due to no election, increase professional services by \$100,000 which will include the salary survey, increase RDA taxes by 52 percent, bank fees increase to 11.70 percent, contingency budget decreased by 25.44 percent. Total increase for administration department is 7.40 percent.
- Engineering wages will decrease 2.37 percent with benefits decreasing by 3.03 percent due to employees transferring to new positions, blue stakes tickets have decreased by 2.64 percent. Total decrease for engineering department is 1.97 percent.
- Increase the District's capital by \$60,000 for bar screen for lift station, increase of \$12,800 for steel privacy fence and hardscape around transfer switch, increase of \$150,000 for I-15 project, increase of \$33,652 for upgrade of two (2) GPS units, increase of \$638,230 for 2024 VacCon truck and contingency of \$14,000 for arrow board, decrease of \$24,000 for sale of 2018 F150 truck, increase of \$11,397 for office furniture for Bldg. A. Total capital outlay \$896,079.
- Capital outlay for CVWRF is \$5,314,858.

After review and discussion, Trustee Giles Demke made a motion to approve and adopt the 2024 Tentative Budget as outlined, the motion was seconded by Trustee C. Kim Blair. The motion was approved by unanimous vote.

Votes: Giles Demke yes
 C. Kim Blair yes
 Ami Neff yes

10. **REVIEW AND POSSIBLE APPROVAL OF 2024 TENTATIVE BUDGET
(CONTINUED)**

A. **COMMENTS ON PROPOSED RATE INCREASE**

Manager Eppich stated that last year we received comments from the public regarding the increase. Assistant GM Rohwer stated that we have received a couple of comments but nothing bad.

11. **SET DATE, TIME, AND PLACE FOR PUBLIC HEARING FOR THE 2024 BUDGET
AND FEE INCREASE AND ORDER NOTICE OF HEARING**

After discussion, it was determined that the time of the board meeting could not be changed due to the fact that the date and time had already been sent to County.

Motion to set the date, time, and place of the 2024 budget and fee increase public hearing for November 15, 2023 at 6:00 p.m. at the District offices and order the notice of hearing was made by Trustee Giles Demke and seconded by Trustee C. Kim Blair. The motion was approved by unanimous vote.

Votes: Giles Demke yes
 C. Kim Blair yes
 Ami Neff yes

12. **LEGISLATIVE UPDATE**

Manager Eppich stated he listened to the interim meetings and there is nothing new to report.

13. **UPDATE ON TRUSTEE ELECTION**

Nothing new to report at this time. As you may recall we had four individuals that filed a declaration of candidacy, and when Keith Lord was appointed, we took him off the ballot and the other individual, Scott Springer filed a declaration with our office and Millcreek City. He decided to go with Millcreek City, so we removed him from the ballot as well. So, we have two individuals, Michele Riveria and James Carter.

14. **APPOINTMENT OF DISTRICT REPRESENTATIVE AND ALTERNATE TO THE
CENTRAL VALLEY BOARD FOR THE REMAINDER OF THE 2023 YEAR**

After review and discussion, motion to appoint Trustee Keith Lord as the District's representative and General Manager Giles Demke as the District's alternate to the Central Valley board to be effective November 1, 2023, was made by Trustee C. Kim Blair and seconded by Trustee Ami Neff. The motion was approved by majority vote. The District Clerk will send the letter to Central Valley.

Votes: C. Kim Blair – yes
 Ami Neff – yes
 Giles Demke abstained from voting.

15. **DISCUSSION AND POSSIBLE APPROVAL OF CHANGING DECEMBER 6TH BOARD MEETING TIME TO 3:00 P.M.**

After review and discussion, motion to approve changing the December 6th Board Meeting time to 3:00 p.m. was made by Trustee Giles Demke and seconded by Trustee C. Kim Blair. The motion was approved by unanimous vote.

Votes: Giles Demke yes
C. Kim Blair yes
Ami Neff yes

16. **MANAGER'S REPORT**

A. **PERSONNEL REVIEW**

No employee anniversaries are in November and all employees are doing a good job.

B. **OPERATIONS REPORT**

Engineer Dean stated the CIPP projects are done for the year. He is looking at the scope for the next few years and will get ready to bid for new pricing. The 1100 West lift station is partially complete, we are waiting on some custom spacers that are being fabricated. We should be up and running soon.

17. **INFORMATION ITEMS (NO ACTION REQUIRED)**

Trustee Demke asked the question, going forward what is the policy when it comes to cleaning and TVing the lines, is it every line, every year, or every line every two years? Manager Eppich stated that question and tax to fee ratios need to be discussed. We will put these on the agenda for an upcoming board meeting.

A. **DISTRICT ACTIVITY REPORTS**

Copies of the District's activity reports were provided for Board review.

B. **CENTRAL VALLEY FLOW & LOAD REPORT**

A copy of the current Central Valley Flow & Load Report was not available.

C. **UTAH PUBLIC TREASURER'S POOL YIELD**

The Utah Public Treasurer's Pool Yield for September 2023 was 5.356%.

D. **ANNUAL GRANITE SCHOOL DISTRICT BILLING FOR SEWER FEES**

The annual Granite School District bill has been mailed out. The bill is approximately \$66,500. It is due by the end of November, and we will keep the Board posted once we hear back from them.

17. INFORMATION ITEMS (NO ACTION REQUIRED) (CONTINUED)

With no further information to come before the Board, motion to adjourn was made by Trustee Giles Demke and seconded by Trustee C. Kim Blair. The motion was approved by unanimous vote.

Votes: Giles Demke yes
 C. Kim Blair yes
 Ami Neff yes

The meeting was adjourned at 12:07 p.m.

Ami Neff, Board Chair

STIFEL

To: Mt. Olympus Improvement District
From: Matt Dugdale, Stifel Nicolaus & Company
Date: November 2, 2023
Re: Olympus Hills CRA

Respected Board and Management:

We value our relationship with the District and are pleased to have reviewed the information provided to the District by Millcreek City pertaining to the Olympus Hills CRA.

Our review included a revisit to the slides presented to the Board by the City on Wednesday, October 18, 2023 and the accompanying spreadsheet/financial analysis. We note the following financial data points as presented in Millcreek City's financial analysis:

- Taxable Value of Proposed Project: \$39.7 million
- Property Tax Participation Rate for Mt. Olympus: 65%
- Total Tax Increment Applicable to Mt. Olympus: \$7,476 annually
 - Tax Increment to CRA: \$4,859 annually
 - Tax increment to Mt. Olympus: \$2,616 annually

Our understanding of the above figures is that, by participating in this CRA proposal, the District would allow the \$4,859 in incremental property taxes to flow to the CRA through 2044. In aggregate, this amounts to a total of \$92,324. We further understand that the remaining \$2,616 of incremental taxes would flow to the District during the same period, totaling \$49,713.

In comparing the annual tax increment to the District's 2023 budgeted property tax figure of \$3,103,593, this amounts to 0.156 % of the total. Taking into account this small percentage of the District's overall tax revenues, we do not view this proposal to be financially or quantitatively material to the operations of the District. We further understand that the proposed project would not dramatically impact the District in terms of additional ERUs, related costs, etc.

As pertaining to community development proposals, we recommend that the Board consider developing community reinvestment evaluation criteria to assist in making participation decisions. Such criteria could certainly mirror that of neighboring taxing entities, but with factors of import specifically attuned to the District's financial goals and the Board's preferences. Such criteria could include overall financial impacts, service/connection impacts, project term, participation percentages, total annual increment, nature of the development, and cumulative effects of all CRA projects within the District, etc. We are pleased to research and assist in these matters.



Giles Demke <gdemke@mtoid.org>

Fwd: FW: Follow up questions after your presentation

2 messages

Kerry Eppich <kseppich@mtoid.org>
To: Giles Demke <gdemke@mtoid.org>

Tue, Nov 7, 2023 at 8:24 AM

Kerry S. Eppich, CGFM
General Manager
Mt. Olympus Improvement District
3932 South 500 East
Salt Lake City, UT 84107
Phone: (801) 262-2904
Cell: (801) 721-0989
Email: kseppich@mtoid.org

----- Forwarded message -----

From: **Mike Winder** <mwinder@millcreek.us>
Date: Fri, Nov 3, 2023 at 10:03 AM
Subject: FW: Follow up questions after your presentation
To: Kerry Eppich <kseppich@mtoid.org>, srohwer@mtoid.org <srohwer@mtoid.org>
Cc: Alyssa Henrie <ahenrie@millcreek.us>

Kerry and Stephen,

We had a great meeting with Granite School District's Real Estate Committee regarding the CRA we are working on. We meet or exceed all of their criteria for their support of our project, and I look forward to going before their full board in a few weeks. In the meantime, they asked for some additional documents and numbers, which I provided to them this morning (see below and attached).

Please let us know if you have any additional questions as you consider a staff recommendation to your board. -Mike

From: Mike Winder <mwinder@millcreek.us>
Date: Friday, November 3, 2023 at 9:52 AM
To: Steven Thompson <smthompson3@graniteschools.org>
Cc: Alyssa Henrie <ahenrie@millcreek.us>
Subject: Re: Follow up questions after your presentation

Hi, Steven,

As promised here are some answers to your very good questions. I've also attached a letter I received this morning from Porsche that provides additional information and is very explicit that they will not come to Millcreek without this TIF assistance.

Please share with your Real Estate Committee and let us know if you need any further clarification.

1. Attached are the initial plans for the parking garage as requested. One level is subterranean, and the other on top of that underground structure. Also attached are TallyCM's engineer estimates of cost for the project. (For a third-party data-point, check out [THIS](#) report. Even though a year old and costs are now even higher, it is a good gut check that these numbers are reasonable.)

I've received clarification that the parking terrace will be dedicated for dealership use only. The location is isolated on the southern side of the dealership and the distance to any public amenity or "draw" is extremely long, especially since the access to the structure is only from the southernmost side of the terrace, not the northern side. The terrace is not proposed to facilitate public parking. After hours security at a dealership of this magnitude is a major concern (with special monitoring systems), so after hours parking would be very problematic.

2. Regarding the site ownership, the specialized real estate holding entity EP GT3, LLC purchased the property from Craig Poulton approximately one month ago. Craig Poulton was unwilling to make additional extensions of due diligence options on the property and required an accelerated settlement due to other investment needs he was facing. Porsche has trusted that the process currently underway within Millcreek for final zoning approvals and TIF were making progress to the point that they would be willing to take this risk. **The draft letter explains that if the TIF is not included, then the project is increasingly infeasible.** If the TIF were unavailable, then EP GT3, LLC is confident it could easily sell the property to any of the potential multifamily developers that have been interested in the site (specifically, a potential full 6-acre purchase by Cowboy Partners, Cottonwood Residential, or as a last resort, the State of Utah to develop a UDOT maintenance and equipment staging yard). ***A pure residential play or the State purchasing it would be disastrous for all taxing entities involved!***
3. Phase 2 of the Master Planned project has yet to be finalized as a result of the city's (and neighborhood's) requirements for an elongated 3rd party master planning process, including up to 9 sequenced formally noticed public engagement meetings. Any potential development ratios of specific uses are still speculative at this point but are thought to contain a headquarters office for Cowboy Partners, appropriately scaled restaurant and small scaled retail, and a still TBD number of residential units, all tucked within the 3-story maximum height. The parking for this Phase 2 development is still TBD based on the public engagement processes outlined above, but the primary parking is thought to be tucked below the grade of Wasatch Blvd, as the current topography helps facilitate that design on the northern portions of the property. This would be at Cowboy's expense. **There will be no additional TIF for this below grade structured parking in Phase 2.**
4. Given the separate future ownership of the two phases of the project, it is impossible to provide a detailed proforma of the entire project. It's understandable that taxing entities would want details on what is going to be developed in Phase 2, but the city's requirement for public engagement has effectively eliminated that option for the next 9 months. Everything would be purely speculative at this point. However, maybe we provide a very basic development proforma for Phase 2 that includes the development costs and potential assessed values of the open space, approximately 20,000 SF of office space, maybe 10,000 SF of restaurant and retail space, plus 70 units of multifamily residential uses? Needless to say, the timing of that final phase is still so undefined that market demand and development costs are highly speculative at this current point in time.

As for "fiscal plans of the dealership". The attached TIF request proforma identifies the massive shortfall in the Porsche Phase 1 DCR's even at a minimal 60% leverage, with a negative return on equity for the entire 20-year timeline of TIF participation. We can tweak this if necessary, but the

main point remains that this project is ludicrously expensive regardless of leverage. **There is no "sweet spot" to justify feasibility without the TIF**, and the TIF itself doesn't completely eliminate the shortfall even if it's the "last money in". This also has itemized the \$42 million combined dealership development cost.

Best,



Mike Winder

City Manager &
Econ. Dev. Director
cell: 801.633.1300
millcreek.us



From: Steven Thompson <smthompson3@graniteschools.org>

Date: Thursday, October 26, 2023 at 3:33 PM

To: Mike Winder <mwinder@millcreek.us>, Alyssa Henrie <ahenrie@millcreek.us>

Cc: Real estate committee <Realestatecommittee@graniteschools.com>

Subject: [Ext] Follow up questions after your presentation

Mr. Winder and Ms. Henrie

It was a pleasure meeting both of you and thank you for your time yesterday explaining the proposed TIF to support development along I-215 in Millcreek. After you left, we had some discussion about your presentation which brought up a few questions. I apologize if you had answered these during your presentation, a few of us may have heard your answers differently.

1. Can the city share the initial plans for the parking garage? You had mentioned two floors of parking space, does that include two below grade or are you counting one below grade and one surface level? I recall you saying that this portion has not gone out to bid yet, do you have any drawings or initial plans for the parking structure? Is this parking area dedicated specifically to the dealership? Is it available for community parking?
2. Can the city comment on the ownership of the site? The Salt Lake County Recorder shows a transaction in September for this parcel. The assessor's office also lists the current owner as EP GT3, LLC. Has Porsche already purchased the property?
3. Your plan drawing includes a third area listed as possible future office/restaurant/residential mixed use. You mentioned that a construction company has initially expressed a desire to build an office on this site. At only 2 acres for all of the mixed use as described, there would seem to be a need for parking as well. Is the proposed parking structure enough to handle this areas traffic? Would the layout of the site be more functional if the parking structure was placed between the two proposed buildings? Will there be an additional request to supplement another parking garage to serve this secondary location?
4. Can we get a copy of the Proforma for the entirety of the project proposal (all 6 acres)? The parking garage is one portion of the whole, we would like to see the fiscal plans for the dealership portion of the build as well.

Thank you in advance for your time.

Steven Thompson MPA

Associate Director

Risk, Property, Records Manager

2500 S State Street C-225

SLC, UT 84115-3110

Office # 385-646-7109

Cell # 801-419-5160

srthompson@graniteschools.org

4 attachments **Porsche SLC Parking Structure Budget (10-26-23).pdf**
47K **Porsche SLC parking structure floor plans 10-25-23.pdf**
81K **Millcreek TIF Request 10-26-23.xlsx**
20K **Millcreek TIF Request.pdf**
182K

Kerry Eppich <kseppich@mtoid.org>

Tue, Nov 7, 2023 at 10:24 AM

To: Ami Neff <a.neff@mtoid.org>, Kim Blair <k.blair@mtoid.org>, Keith Lord <klord@mtoid.org>

Cc: Giles Demke <gdemke@mtoid.org>, Stephen Rohwer <rohwers@mtoid.org>

[Quoted text hidden]

4 attachments **Porsche SLC Parking Structure Budget (10-26-23).pdf**
47K **Porsche SLC parking structure floor plans 10-25-23.pdf**
81K **Millcreek TIF Request 10-26-23.xlsx**
20K **Millcreek TIF Request.pdf**
182K

Mt Olympus Improvement District

Monthly Cash Distribution Report

For the Month of: OCTOBER 2023

Checking Account Disbursements

Date	Description	Check Sequence	Disbursement Amount
10/9/2023	Accounts Payable	40096-40120	\$ 37,147.68
10/17/2023	Accounts Payable	40121-40141	\$ 370,468.58
10/25/2023	Accounts Payable	40142-40164	\$ 23,331.72
Sub-total			\$ 430,947.98

Electronic Payment Disbursements

Date	Description	Journal Entry / Ref #	Disbursement Amount
10/2/2023	XPRESS BILL PAY	JV1002	\$ 7,298.86
10/2/2023	AMERICAN EXPRESS-MERCH	JV1003	\$ 1,509.25
10/2/2023	PAYMENTECH MERCH	JV1004	\$ 6,244.43
10/11/2023	ZIONS BANK	JV1016	\$ 463.13
10/8/2023	Payroll	1056381-1056405	\$ 58,000.67
10/8/2023	Utah Retirement Systems	JV1009	\$ 23,039.11
10/8/2023	EFTPS (taxes)	JV1010	\$ 21,200.21
10/8/2023	Health Equity (HDSA)	JV1011	\$ 3,412.52
10/23/2023	CVWRF-	APPROVED 10/18	\$ 900,388.22
10/22/2023	Payroll	1056406-1056431	\$ 58,905.53
10/22/2023	Utah Retirement Systems	JV1020	\$ 23,147.46
10/22/2023	EFTPS (taxes)	JV1021	\$ 21,270.77
10/22/2023	Health Equity (HDSA)	JV1022	\$ 3,360.77
10/13/2023	AMEX CC PMT	JV1012	\$ 7,594.03
10/16/2023	PEHP MEDICAL PREM (NOV)	JV1008	\$ 38,603.08
10/23/2023	PEHP (LIFE & AD&D)	JV1019	\$ 1,638.91
10/24/2023	Rocky Mnt Power (1) to 10/2/23	JV1023	\$ 1,779.83
10/25/2023	Rocky Mnt Power (3) to 9/29/23	JV1024	\$ 10.65
10/26/2023	Rocky Mnt Power (5) to	JV1025	\$ 1.94
			\$ 1,177,869.37

Description		Disbursement Amount
10/31/2023	Capacity Fees Transfer from Checking To PTIF 8603 (prior mnth)	\$ 6,822.00
10/19/2023	Funds transfer from Checking to PTIF	\$ 300,000.00
10/31/2023	Funds transfer from Checking to PTIF	\$ 300,000.00
Sub-total		\$ 606,822.00
Total Disbursement		\$ 2,215,639.35

Mt Olympus Improvement District

Monthly Cash Distribution Report

For the Month of: November 2023

Checking Account Disbursements

Date	Description	Check Sequence	Disbursement Amount
11/5/2023	Accounts Payable	40165-40184	\$ 8,883.88
11/15/2023	Accounts Payable	40185-40200	\$ 59,778.12
	Accounts Payable		\$ -
		Sub-total	\$ 68,662.00

Electronic Payment Disbursements

Date	Description	Journal Entry / Ref #	Disbursement Amount
11/2/2023	XPRESS BILL PAY	JV1101	\$ 7,063.03
11/2/2023	AMERICAN EXPRESS-MERCH	JV1102	\$ 1,343.18
11/2/2023	PAYMENTECH MERCH	JV1103	\$ 6,675.09
	ZIONS BANK		\$ -
11/5/2023	Payroll	1056432-1056458	\$ 63,384.93
11/5/2023	Utah Retirement Systems	JV1105	\$ 23,730.66
11/5/2023	EFTPS (taxes)	JV1106	\$ 22,948.00
11/5/2023	Health Equity (HDSA)	JV1107	\$ 3,460.77
11/22/2023	CVWRF-	TO BE APPROVED	\$ 905,712.91
11/19/2023	Payroll		\$ -
11/19/2023	Utah Retirement Systems		\$ -
11/19/2023	EFTPS (taxes)		\$ -
11/19/2023	Health Equity (HDSA)		\$ -
11/17/2023	AMEX CC PMT	JV1111	\$ 14,732.11
	PEHP MEDICAL PREM		\$ -
	PEHP (LIFE & AD&D)		\$ -
TBD	Rocky Mnt Power (1) to 10/31/23	JV1117	\$ 1,417.11
TBD	Rocky Mnt Power (3) to 10/30/23	JV1118	\$ 10.84
TBD	Rocky Mnt Power (5) to	JV1119	\$ 17.77
			\$ 1,050,496.40

Description	Disbursement Amount
Capacity Fees Transfer from Checking To PTIF 8603 (prior mnth)	\$ -
11/15/2023 Funds transfer from Checking to PTIF	\$ 400,000.00
Funds transfer from Checking to PTIF	\$ -
Sub-total	\$ 400,000.00
Total Disbursement	\$ 1,519,158.40

Report Criteria:

Report type: Summary

GL Period	Check Issue Date	Check Number	Vendor Number	Payee	Invoice Number	Invoice Seq	Invoice GL Account	Discount Taken	Check Amount
10/23	10/25/2023	40142	29375	BERTOLA, KARREN	15.040100	1	1175	.00	128.00
10/23	10/25/2023	40143	12200	BUTLER, JACQUE	18.177702	1	1175	.00	46.00
10/23	10/25/2023	40144	13860	DEMKE, GILES	2023 TRAINI	1	4427	.00	1,000.00
10/23	10/25/2023	40145	17320	DEX IMAGING	AR10235140	1	4502	.00	202.11
10/23	10/25/2023	40146	16060	GRAINGER INCORPORATED	9876559718	1	4645	.00	78.32
10/23	10/25/2023	40147	16210	GREEN GROUNDS LAWN & PEST	66606	1	4485	.00	149.00
10/23	10/25/2023	40148	16470	HANSEN ALLEN LUCE INC	50499	1	4582	.00	1,354.25
10/23	10/25/2023	40149	17100	HOSE & RUBBER SUPPLY	01853010	1	4166	.00	225.60
10/23	10/25/2023	40150	17705	JAN-PRO of Utah	339018	1	4485	.00	917.00
10/23	10/25/2023	40151	18910	LAWNBUTLER	INA-29583	1	4486	.00	1,107.18
10/23	10/25/2023	40152	20760	NEFF, AMI	2023 TRAINI	1	4427	.00	550.00
10/23	10/25/2023	40153	21460	OSSINE SHOES	U33246	2	4140	.00	197.93
10/23	10/25/2023	40154	26620	PREMIER TRUCK GROUP	Multiple	1	4169	.00	536.71
10/23	10/25/2023	40155	23240	ROHWER, STEPHEN	101823	1	4503	.00	33.76
10/23	10/25/2023	40156	19100	STANDARD INSURANCE	Multiple	1	2046	.00	2,314.01
10/23	10/25/2023	40157	24820	STEVE REGAN COMPANY	Multiple	1	4486	.00	264.38
10/23	10/25/2023	40158	26160	UTAH RETIREMENT SYSTEMS	660- FLORE	1	4020	.00	172.84
10/23	10/25/2023	40159	26200	UTAH STATE TAX COMMISSION	Multiple	1	2034	.00	8,365.87
10/23	10/25/2023	40160	26230	UTAH UNCLAIMED PROPERTY	2023	1	2050	.00	417.55
10/23	10/25/2023	40161	26400	VERIZON WIRELESS	9945761292	2	4635	.00	784.68
10/23	10/25/2023	40162	27880	ZIONS BANK	8950-101323	1	4590	.00	64.28
10/23	10/25/2023	40163	27900	ZIONS BANKCARD CENTER	Multiple	1	4110	.00	393.14
10/23	10/25/2023	40164	27920	ZIONS BANKCARD CENTER	Multiple	1	4030	.00	4,029.11
11/23	11/06/2023	40165	10120	ACE DISPOSAL COMPANY	2870161	1	4485	.00	99.51
11/23	11/06/2023	40166	10700	APELLO	111317-01 N	1	4170	.00	135.61
11/23	11/06/2023	40167	10940	AYALA, DEAN	11012023	1	4670	.00	400.00
11/23	11/06/2023	40168	11600	BLUE STAKES OF UTAH	UT20230299	1	4680	.00	1,010.70
11/23	11/06/2023	40169	12520	CASELLE INC.	128447	1	4567	.00	1,651.00
11/23	11/06/2023	40170	12700	CERTIFIED SHRED	163276	1	4502	.00	39.00
11/23	11/06/2023	40171	12880	CINTAS	Multiple	2	4140	.00	380.24
11/23	11/06/2023	40172	13760	DAWSON INFRASTRUCTURE SOLU	213077	1	4161	.00	270.37
11/23	11/06/2023	40173	13860	DEMKE, GILES	11012023	3	4435	.00	1,474.00
11/23	11/06/2023	40174	15880	GENUINE NAPA PARTS COMPANY -	Multiple	1	4166	.00	41.68
11/23	11/06/2023	40175	16310	GS TRACKME LLC	27951	14	4169	.00	350.00
11/23	11/06/2023	40176	29499	HILL, DEBORAH	20.2262.00	1	1175	.00	32.00
11/23	11/06/2023	40177	18910	LAWNBUTLER	Multiple	1	4486	.00	1,326.21
11/23	11/06/2023	40178	29497	LORD, KEITH	11082023	1	4430	.00	82.53
11/23	11/06/2023	40179	20760	NEFF, AMI	110123	1	4430	.00	82.53
11/23	11/06/2023	40180	23240	ROHWER, STEPHEN	Multiple	1	4590	.00	454.77
11/23	11/06/2023	40181	24980	STONE, DARREN	11012023	1	4235	.00	125.00
11/23	11/06/2023	40182	29498	SULLIVAN, STEVEN	19.053500	1	1175	.00	46.00
11/23	11/06/2023	40183	29050	T-MOBILE	969460211-1	3	4035	.00	238.73
11/23	11/06/2023	40184	29496	VALDEZ, JOY	101823	1	4170	.00	644.00
11/23	11/15/2023	40185	12880	CINTAS	Multiple	1	4120	.00	378.35
11/23	11/15/2023	40186	14180	DOMINION ENERGY	0505320000-	2	4529	.00	434.04
11/23	11/15/2023	40187	15220	FIRSTDIGITAL	00583131-1	4	4635	.00	512.02
11/23	11/15/2023	40188	15880	GENUINE NAPA PARTS COMPANY -	Multiple	1	4168	.00	583.08
11/23	11/15/2023	40189	16470	HANSEN ALLEN LUCE INC	Multiple	1	1625	.00	9,035.45
11/23	11/15/2023	40190	18160	JORDAN VALLEY WATER	Multiple	1	4085	.00	1,026.00
11/23	11/15/2023	40191	20580	MOUNTAINLAND SUPPLY CO	S105770630.	1	4166	.00	22.32
11/23	11/15/2023	40192	21360	OLYMPUS INSURANCE AGENCY	16651	1	1307	.00	39,476.00
11/23	11/15/2023	40193	21460	OSSINE SHOES	Multiple	2	4140	.00	492.00
11/23	11/15/2023	40194	24640	South Salt Lake City	Multiple	1	4085	.00	12.00

GL Period	Check Issue Date	Check Number	Vendor Number	Payee	Invoice Number	Invoice Seq	Invoice GL Account	Discount Taken	Check Amount
11/23	11/15/2023	40195	25370	THE DATA CENTER	61438	1	4503	.00	6,410.67
11/23	11/15/2023	40196	25560	THOMAS, KEVIN	100787- BO	1	4140	.00	125.00
11/23	11/15/2023	40197	26020	USDA FOREST SERVICE	BF041901AE	1	4085	.00	96.27
11/23	11/15/2023	40198	26160	UTAH RETIREMENT SYSTEMS	10/23/23 PAY	1	4020	.00	172.84
11/23	11/15/2023	40199	26180	UTAH SAFETY COUNCIL	38430	1	4030	.00	250.00
11/23	11/15/2023	40200	26400	VERIZON WIRELESS	9948200761	2	4635	.00	752.08

Summary by General Ledger Account Number

GL Account	Debit	Credit	Proof
1175	252.00	.00	252.00
1307	39,476.00	.00	39,476.00
1625	4,257.20	.00	4,257.20
2020	50.89	92,044.61-	91,993.72-
2034	8,365.87	.00	8,365.87
2046	2,364.90	50.89-	2,314.01
2050	417.55	.00	417.55
4020	345.68	.00	345.68
4030	1,887.75	.00	1,887.75
4035	308.46	.00	308.46
4085	387.15	.00	387.15
4110	95.17	.00	95.17
4120	188.23	.00	188.23
4129	217.02	.00	217.02
4131	411.06	.00	411.06
4140	1,155.97	.00	1,155.97
4145	25.00	.00	25.00
4153	25.00	.00	25.00
4156	36.82	.00	36.82
4159	25.00	.00	25.00
4161	482.75	.00	482.75
4164	44.69	.00	44.69
4165	25.00	.00	25.00
4166	326.41	.00	326.41
4168	494.36	.00	494.36
4169	632.11	.00	632.11
4170	779.61	.00	779.61
4235	201.80	.00	201.80
4427	1,550.00	.00	1,550.00
4430	165.06	.00	165.06
4435	1,230.64	.00	1,230.64
4470	950.00	.00	950.00
4485	1,165.51	.00	1,165.51
4486	2,510.39	.00	2,510.39
4502	241.11	.00	241.11
4503	6,444.43	.00	6,444.43
4529	217.02	.00	217.02
4531	411.06	.00	411.06
4556	25.00	.00	25.00
4567	1,651.00	.00	1,651.00
4582	6,132.50	.00	6,132.50
4590	342.02	.00	342.02
4630	1,758.45	.00	1,758.45
4635	1,640.34	.00	1,640.34
4640	229.32	.00	229.32

GL Account	Debit	Credit	Proof
4645	666.50	.00	666.50
4657	25.00	.00	25.00
4658	25.00	.00	25.00
4659	25.00	.00	25.00
4670	400.00	.00	400.00
4680	1,010.70	.00	1,010.70
Grand Totals:	92,095.50	92,095.50-	.00

Report Criteria:

Report type: Summary



Central Valley Billing Highlights

Period of October 2023

- CVWRF invoice to Mt Olympus is for **\$905,712.91**
- For October, CVWRF Capital Spending was \$5.7 million. The approximate breakdown is as follows
 - Blower Building \$1.3m
 - Side-stream Nitrogen \$379k
 - BNR \$1.6m
 - Pay-go \$533k
 - Side-stream Phosphorus \$22k
 - Thickening \$1.5m
 - Dewatering \$240k
- Total operating expenses less depreciation was \$1.75m
- Interest Income was \$449k
- Expectation is that O&M & Capital will be under budget for 2023



Central Valley Water
Reclamation
Facility

November 8, 2023

Mt. Olympus Improvement District
3932 South 500 East
Salt Lake City, UT 84107-1895

October-2023
Invoice

Prior amounts due			\$	-
	September 2023	Invoice		900,388.22
	20th Billing	Invoice		-
Less credits				
	October 2023	Payments		(900,388.22)
		Prior amount due		-
October-2023	Description			
	Facility Operations			409,482.30
	Pretreatment Field			14,666.45
	Entity Lab Work			1,621.00
	Net Lab Costs			19,944.25
	Total Operations Billing			445,714.00
	Cash Entity Capital			-
	Monthly CIP (pay-as-you-go)			133,056.96
	Loan Payment			326,941.95
	Total Capital Billing			459,998.91
Adjustments				
	Less revenue			-
	Total Amount Due		\$	905,712.91

Payment is due within 15 days of the date of the invoice

Central Valley Water Reclamation Facility
Monthly Cost Summary
October 31, 2023

Description	Monthly Costs	O & M Monthly			
		Member Entity	Capital %	Average %	Pretreatment %
Facility Operation	1,609,904	Cottonwood	15.4831%	15.0711%	3.69%
Pretreatment Field	61,572	Mt Olympus	24.9217%	25.4352%	23.82%
Entity Lab Work	7,820	Granger-Hunter	24.5831%	26.2115%	45.80%
Net Lab Costs	78,412	Kearns	11.5066%	11.0990%	13.05%
Bond Trust Payment	1,715,831	Murray	7.5104%	7.2180%	10.20%
Bond/Cash Capital 2021C	5,199,553	South Salt Lake	4.8064%	4.7136%	3.44%
Pay-as-you-go CIP	533,900	Taylorsville-Ben	11.1887%	10.2516%	0.00%
	9,206,992		100.0000%	100.0000%	100.0000%

Calculation	Description	Cottonwood	Mount Olympus	Granger-Hunter	Kearns	Murray	South Salt Lake	Taylorsville-Bennion	Total
Monthly flows % (Table 3)	Facility Operation	242,630.24	409,482.30	421,979.99	178,683.24	116,202.87	75,884.43	165,040.92	1,609,903.99
Directly reimbursable costs	Pretreatment Field	2,272.01	14,666.45	28,199.98	8,035.15	6,280.34	2,118.08	-	61,572.01
Directly reimbursable costs	Entity Lab Work	150.00	1,621.00	4,108.00	105.00	540.00	300.00	996.00	7,820.00
Monthly flows % (Table 3)	Net Lab Costs	11,817.55	19,944.25	20,552.96	8,702.95	5,659.78	3,696.03	8,038.48	78,412.00
	Total O & M	256,869.80	445,714.00	474,840.93	195,526.34	128,682.99	81,998.54	174,075.40	1,757,708.00
	2021C Bond Entity Draws (Do not pay)	805,051.99	1,295,817.00	1,278,211.31	598,291.77	390,507.23	-	581,762.39	4,949,641.69
	Cash Entity Capital	-	-	-	-	-	249,911.32	-	249,911.32
	Monthly CIP (pay-as-you-go)	82,664.27	133,056.96	131,249.17	61,433.74	40,098.03	25,661.37	59,736.45	533,899.99
	2017 A & B Bond Trust Payments	54,765.02	-	86,952.39	41,074.00	26,564.95	17,000.64	-	226,357.00
	2019A Bond Trust Payments	59,761.87	-	94,886.36	44,413.19	28,988.58	-	-	228,050.00
	2020A Loan DS Payments	51,387.33	82,713.09	81,589.29	38,189.56	24,926.40	-	37,134.32	315,939.99
	2021A Bank of Utah	19,486.87	31,366.20	30,940.04	14,482.09	9,452.51	6,049.29	14,081.99	125,858.99
	2021B Bond Trust Payments	21,104.70	33,970.27	33,508.73	15,684.42	10,237.28	6,551.51	15,251.09	136,308.00
	2021C Bond Trust Payments	111,140.83	178,892.39	176,461.83	82,596.63	53,910.98	-	80,314.36	683,317.02
	Total Entity Bill for Month	657,180.69	905,712.91	1,110,428.74	493,399.97	322,861.72	387,172.67	380,593.61	4,257,350.31

Member Entity	2017A Bond %	2017B Bond %	2019A Bond %	2020A Loan %	2021A Bond %	2021B Bond %	2020C Bond %
Cottonwood	29.5575%	0.00%	26.2056%	16.2649%	15.4831%	15.4831%	16.2649%
Mt Olympus	0.00%	0.00%	0.0000%	26.1800%	24.9217%	24.9217%	26.1800%
Granger-Hunter	46.9295%	0.00%	41.6077%	25.8243%	24.5831%	24.5831%	25.8243%
Kearns	0.00%	100.00%	19.4752%	12.0876%	11.5066%	11.5066%	12.0876%
Murray	14.3375%	0.00%	12.7115%	7.8896%	7.5104%	7.5104%	7.8896%
South Salt Lake	9.1755%	0.00%	0.0000%	0.0000%	4.8064%	4.8064%	0.0000%
Taylorsville-Ben	0.00%	0.00%	0.0000%	11.7536%	11.1887%	11.1887%	11.7536%
	100.0000%	100.00%	100.0000%	100.0000%	100.0000%	100.0000%	100.0000%

Table 3
Oct 2022 thru Sep 2023
Summary of Loadings to Central Valley Plant
Based on Data from Previous 12 Months

ENTITY	FLOW MGD	BOD mg/L	BOD Lbs/day	TSS mg/L	TSS Lbs/day
COTTONWOOD	6.67	251.04	13957.82	240.77	13387.02
MOUNT OLYMPUS	14.05	211.02	24733.86	165.11	19353.19
GRANGER-HUNTER	13.74	241.41	27670.28	168.33	19293.86
KEARNS	3.28	450.21	12329.83	368.33	10087.28
MURRAY	3.62	247.28	7475.41	183.40	5544.33
SOUTH SALT LAKE	2.38	283.63	5619.05	159.90	3167.85
TAYLORSVILLE-BENNION	4.35	294.68	10693.88	235.53	8547.26
TOTALS	48.10	255.47	102480.11	197.88	79380.79

Table 5
Oct 2022 thru Sep 2023
Entities Share of O&M Cost

ENTITY	% Based on Flow %	% Based on BOD %	% Based on TSS %	Total % of O&M Cost %
COTTONWOOD	3.26	4.56	7.25	15.0711
MOUNT OLYMPUS	6.87	8.09	10.48	25.4352
GRANGER-HUNTER	6.71	9.05	10.45	26.2115
KEARNS	1.60	4.03	5.46	11.0990
MURRAY	1.77	2.44	3.00	7.2180
SOUTH SALT LAKE	1.16	1.84	1.72	4.7136
TAYLORSVILLE-BENNION	2.13	3.50	4.63	10.2516
TOTALS	23.50	33.51	42.99	100.00



CVWRF
800 West Central Valley Road
801-973-9100 • Fax

Invoice for Testing and Services

Invoice To: Christi Priest
Mt. Olympus Water- IW
3932 South 500 East
Salt Lake City, UT 84107-1895

Invoice Date: 11/07/2023
Invoice #: C-110723-007
Due Date: 12/07/2023

For: 2305609	Sample Name: MO04-001 (0831 (1 of 4))	Received: 09/27/2023
<u>Item Description</u>	<u>Quantity</u>	<u>Unit Price</u> <u>Total</u>
Oil & Grease	1	\$45.00 \$45.00
Petroleum-based Oil & Grease	1	\$20.00 \$20.00
For: 2305610	Sample Name: MO04-001 (0832 (2 of 4))	Received: 09/27/2023
<u>Item Description</u>	<u>Quantity</u>	<u>Unit Price</u> <u>Total</u>
Oil & Grease	1	\$45.00 \$45.00
Petroleum-based Oil & Grease	1	\$20.00 \$20.00
For: 2305611	Sample Name: MO04-001 (0833 (3 of 4))	Received: 09/27/2023
<u>Item Description</u>	<u>Quantity</u>	<u>Unit Price</u> <u>Total</u>
Oil & Grease	1	\$45.00 \$45.00
Petroleum-based Oil & Grease	1	\$20.00 \$20.00
For: 2305612	Sample Name: MO04-001 (0834 (4 of 4))	Received: 09/27/2023
<u>Item Description</u>	<u>Quantity</u>	<u>Unit Price</u> <u>Total</u>
Oil & Grease	1	\$45.00 \$45.00
Petroleum-based Oil & Grease	1	\$20.00 \$20.00
PO4-P Total	1	\$15.00 \$15.00
For: 2305741	Sample Name: MO06 (0840)	Received: 10/04/2023
<u>Item Description</u>	<u>Quantity</u>	<u>Unit Price</u> <u>Total</u>
Biochemical Oxygen Demand	1	\$20.00 \$20.00
PO4-P Total	1	\$15.00 \$15.00
Total Suspended Solids	1	\$10.00 \$10.00
For: 2305742	Sample Name: MO06 (0841 (1 of 8))	Received: 10/04/2023
<u>Item Description</u>	<u>Quantity</u>	<u>Unit Price</u> <u>Total</u>
Oil & Grease	1	\$45.00 \$45.00
For: 2305743	Sample Name: MO06 (0841 (2 of 8))	Received: 10/04/2023
<u>Item Description</u>	<u>Quantity</u>	<u>Unit Price</u> <u>Total</u>
Oil & Grease	1	\$45.00 \$45.00
For: 2305744	Sample Name: MO06 (0841 (3 of 8))	Received: 10/04/2023
<u>Item Description</u>	<u>Quantity</u>	<u>Unit Price</u> <u>Total</u>
Oil & Grease	1	\$45.00 \$45.00
For: 2305745	Sample Name: MO06 (0841 (4 of 8))	Received: 10/04/2023
<u>Item Description</u>	<u>Quantity</u>	<u>Unit Price</u> <u>Total</u>
Oil & Grease	1	\$45.00 \$45.00

Central Valley Water Reclamation Facility
800 West Central Valley Road
South Salt Lake, UT 84119
Utah Lab ID UT00018

For: 2305746	Sample Name: MO06 (0841 (5 of 8))	Received: 10/04/2023
<u>Item Description</u>	<u>Quantity</u>	<u>Unit Price</u> <u>Total</u>
Oil & Grease	1	\$45.00 \$45.00
For: 2305747	Sample Name: MO06 (0841 (6 of 8))	Received: 10/04/2023
<u>Item Description</u>	<u>Quantity</u>	<u>Unit Price</u> <u>Total</u>
Oil & Grease	1	\$45.00 \$45.00
For: 2305748	Sample Name: MO06 (0841 (7 of 8))	Received: 10/04/2023
<u>Item Description</u>	<u>Quantity</u>	<u>Unit Price</u> <u>Total</u>
Oil & Grease	1	\$45.00 \$45.00
For: 2305749	Sample Name: MO06 (0841 (8 of 8))	Received: 10/04/2023
<u>Item Description</u>	<u>Quantity</u>	<u>Unit Price</u> <u>Total</u>
Oil & Grease	1	\$45.00 \$45.00
For: 2305924	Sample Name: MO06 (0854)	Received: 10/12/2023
<u>Item Description</u>	<u>Quantity</u>	<u>Unit Price</u> <u>Total</u>
Biochemical Oxygen Demand	1	\$20.00 \$20.00
Total Suspended Solids	1	\$10.00 \$10.00
For: 2305925	Sample Name: MO06 (0855 (1 of 8))	Received: 10/12/2023
<u>Item Description</u>	<u>Quantity</u>	<u>Unit Price</u> <u>Total</u>
Oil & Grease	1	\$45.00 \$45.00
For: 2305926	Sample Name: MO06 (0855 (2 of 8))	Received: 10/12/2023
<u>Item Description</u>	<u>Quantity</u>	<u>Unit Price</u> <u>Total</u>
Oil & Grease	1	\$45.00 \$45.00
For: 2305927	Sample Name: MO06 (0855 (3 of 8))	Received: 10/12/2023
<u>Item Description</u>	<u>Quantity</u>	<u>Unit Price</u> <u>Total</u>
Oil & Grease	1	\$45.00 \$45.00
For: 2305928	Sample Name: MO06 (0855 (4 of 8))	Received: 10/12/2023
<u>Item Description</u>	<u>Quantity</u>	<u>Unit Price</u> <u>Total</u>
Oil & Grease	1	\$45.00 \$45.00
For: 2305929	Sample Name: MO06 (0855 (5 of 8))	Received: 10/12/2023
<u>Item Description</u>	<u>Quantity</u>	<u>Unit Price</u> <u>Total</u>
Oil & Grease	1	\$45.00 \$45.00
For: 2305930	Sample Name: MO06 (0855 (6 of 8))	Received: 10/12/2023
<u>Item Description</u>	<u>Quantity</u>	<u>Unit Price</u> <u>Total</u>
Oil & Grease	1	\$45.00 \$45.00
For: 2305931	Sample Name: MO06 (0855 (7 of 8))	Received: 10/12/2023
<u>Item Description</u>	<u>Quantity</u>	<u>Unit Price</u> <u>Total</u>
Oil & Grease	1	\$45.00 \$45.00
For: 2305932	Sample Name: MO06 (0855 (8 of 8))	Received: 10/12/2023
<u>Item Description</u>	<u>Quantity</u>	<u>Unit Price</u> <u>Total</u>
Oil & Grease	1	\$45.00 \$45.00
For: 2306083	Sample Name: MO05 (0868)	Received: 10/18/2023
<u>Item Description</u>	<u>Quantity</u>	<u>Unit Price</u> <u>Total</u>
Oil & Grease	1	\$45.00 \$45.00

Petroleum-based Oil & Grease

1

\$20.00

\$20.00

Sub Total \$1,135.00

Sales Tax \$0.00

Total: \$1,135.00

Send Out Samples:

MO-05 Rec'd 10/18/2023 Local Limits Metals

\$218.00

UTA Riverside Rec'd 10/31/2023 CN, Local

Limits metals

\$268.00

Grand Total: \$1621.00

We appreciate the opportunity to serve you. At your convenience please remit the amount indicated to our Accounts Receivable Department. If you have any questions regarding these charges please contact your Project Manager.

Please include the invoice number with your payment

*Central Valley Water Reclamation Facility
800 West Central Valley Road
South Salt Lake, UT 84119
Utah Lab ID UT00018*

Central Valley Water Reclamation Facility
Balance Sheet (unaudited)
October 31, 2023

Current Assets	2023	2022
Cash & Equivalents	\$ 11,490,005	\$ 8,698,085
Accounts Receivable, Net		
Member Entity Receivables	4,745,633	3,711,291
Other Receivables	32,086	78,113
Inventory	485,840	378,852
Prepaid Expenses	27,062	71,719
Total Current Assets	<u>16,780,626</u>	<u>12,938,060</u>
Noncurrent Assets		
Restricted Cash		
2020 State Loan	-	9,034,034
2021A Bank of Utah	249,626	23,661,363
2021B Bond Construction Funds	233,524	25,275,617
2021C Bond Construction Funds	70,876,948	85,860,225
Debt Service Reserves	16,450,100	16,283,797
Bond Payment	8,077,552	8,026,149
Bond - Due from Member	1,057,500	1,505,000
Capital assets		
Land	10,147,897	10,147,897
Construction in Progress	239,111,437	194,113,007
Facility	173,574,335	163,172,583
Facility Equipment	95,252,979	70,703,843
Interceptor Lines	30,945,615	30,945,615
Vehicle & Equipment	11,602,557	10,928,439
Golf Course	5,601,756	5,601,756
Accumulated Depreciation	(176,410,363)	(166,753,509)
Total Non-Current Assets	<u>486,771,463</u>	<u>488,505,816</u>
Total Assets	<u>\$ 503,552,089</u>	<u>\$ 501,443,876</u>
Current Liabilities		
Accounts Payable	5,619,213	6,072,678
Retainage	6,801,145	7,260,599
Accrued Liabilities	430,081	630,690
Compensated Absences	1,313,682	1,382,409
Interest Payable	3,562,169	3,536,390
Bonds Payable	10,755,000	10,379,000
Total Current Liabilities	<u>28,481,290</u>	<u>29,261,766</u>
Noncurrent Liabilities		
Bonds Payable	274,961,000	285,716,000
Bond Premiums	37,375,177	39,180,402
Employee Insurance Premiums	-	-
Total Non-Current Liabilities	<u>312,336,177</u>	<u>324,896,402</u>
Total Liabilities	<u>340,817,467</u>	<u>354,158,168</u>
Member Equity		
Cottonwood Improvement District	25,320,490	23,701,090
Mt Olympus Improvement District	36,888,540	33,231,835
Granger-Hunter Improvement District	37,811,520	33,413,507
Kearns Improvement District	16,582,921	14,994,852
Murray City	12,460,266	11,612,975
South Salt Lake City	8,029,949	7,588,262
Taylorsville-Bennion Improvement District	16,736,752	15,204,473
Retained Earnings	8,904,184	7,538,714
Total Member Entity's Equity	<u>162,734,622</u>	<u>147,285,708</u>
Total Liabilities and Member Entity's Equity	<u>\$ 503,552,089</u>	<u>\$ 501,443,876</u>

Central Valley Water Reclamation Facility
Income Statement (unaudited)
October 31, 2023

	Current Period	2023	2022
Revenue			
Cottonwood Improvement District	\$ 657,181	\$ 6,206,308	\$ 6,093,238
Mt Olympus Improvement District	905,713	8,506,798	7,919,547
Granger-Hunter Improvement District	1,110,429	10,423,524	9,994,113
Kearns Improvement District	493,400	4,657,638	4,340,975
Murray City	322,862	3,072,837	3,123,224
South Salt Lake City	387,173	2,676,351	4,549,655
Taylorsville-Bennion Improvement District	380,594	3,689,767	3,491,071
Septage	50,944	406,365	404,520
Compost	24,305	249,514	297,153
Wood Chips	294	3,549	51,624
Rent	24,214	79,723	68,762
Sale of Capital Assets	-	18,228	-
Other Income	21,329	207,466	137,451
Total Member Entity Revenue	4,378,438	40,198,068	40,471,333
Operating Expenses:			
Operations	1,088,981	12,331,622	11,312,254
Administration	406,958	3,658,987	3,771,326
Laboratory	86,232	919,557	832,806
Board	2,728	28,936	28,930
Pretreatment	61,572	775,962	822,703
Engineering & Safety	111,237	1,354,919	1,171,278
Depreciation	760,262	7,602,624	6,693,918
Total Operating Expenses	2,517,970	26,672,607	24,633,215
Operating Income (Loss)	1,860,468	13,525,461	15,838,118
Other Income/(Expense):			
Interest Income	28,357	211,706	27,133
Restricted Interest Income	449,720	5,186,956	1,611,315
Fiscal Charges	-	(10,019,939)	(9,937,852)
Total Other Income/(Expense)	478,077	(4,621,277)	(8,299,404)
Net Income (Loss)	\$ 2,338,545	\$ 8,904,184	\$ 7,538,714

**Central Valley Water Reclamation
Operations
October 31, 2023**

	Actual	Annual Budget	Variance	% Used	Target %
Wages	\$ 4,344,404	\$ 5,424,126	\$ 1,079,722	80%	85%
Benefits	2,453,690	3,120,731	667,041	79%	85%
Insurance	615,501	711,000	95,499	87%	83%
Utilities					
Power	640,672	810,000	169,328	79%	83%
Water	33,924	22,000	(11,924)	154%	83%
Natural Gas	769,054	875,000	105,946	88%	75%
Telephone	18,230	23,280	5,050	78%	83%
Supplies	109,775	137,965	28,190	80%	83%
Fuel	119,466	228,000	108,534	52%	83%
Chemicals					
Polymer	248,648	301,600	52,952	82%	83%
Hypo Chlorite	113,419	222,000	108,581	51%	83%
Ferric Sulfate	342,125	400,035	57,910	86%	83%
Supplemental Chemicals	0	20,000	20,000	0%	83%
Maintenance					
Operations	147,006	317,214	170,208	46%	83%
Mechanics	625,466	1,036,340	410,874	60%	83%
Electrical	439,112	648,000	208,888	68%	83%
Grounds	45,509	51,560	6,051	88%	83%
Compost	170,693	244,265	73,572	70%	83%
Energy Management	304,122	483,450	179,328	63%	83%
Uniforms	51,383	67,853	16,470	76%	83%
Tipping Fees	252,124	361,000	108,876	70%	83%
Samples	1,816	6,100	4,284	30%	83%
Travel & Training	76,350	160,732	84,382	48%	83%
Contract Service	399,871	692,210	292,339	58%	83%
Memberships	9,262	12,005	2,743	77%	83%
Total Expenses	\$ 12,331,622	\$ 16,376,466	\$ 4,044,844	75%	

**Central Valley Water Reclamation
Administration
October 31, 2023**

	Actual	Annual Budget	Variance	% Used	Target %
Wages	\$ 1,980,546	\$ 2,451,779	\$ 471,233	81%	85%
Benefits	913,976	1,158,754	244,778	79%	85%
Insurance	12,998	13,000	2	100%	83%
Telephone	10,595	21,810	11,215	49%	83%
Supplies	4,700	8,700	4,000	54%	83%
Postage	2,200	4,000	1,800	55%	83%
Travel & Training	47,167	95,650	48,483	49%	83%
Memberships	1,446	4,150	2,704	35%	83%
Public Notice	120	2,000	1,880	6%	83%
Maintenance	461,491	707,500	246,009	65%	83%
Uniforms	420	3,495	3,075	12%	83%
Professional Fees	172,427	242,260	69,833	71%	83%
Legislative Issues	37,500	45,000	7,500	83%	83%
Misc/Employee Awards	13,401	46,125	32,724	29%	83%
Total Expenses	<u>\$ 3,658,987</u>	<u>\$ 4,804,223</u>	<u>\$ 1,145,236</u>	<u>76%</u>	

Contingency	0	400,000	400,000	0%	83%
-------------	---	---------	---------	----	-----

**Central Valley Water Reclamation
Lab
October 31, 2023**

	Actual	Annual Budget	Variance	% Used	Target %
Wages	\$ 380,808	\$ 470,418	\$ 89,610	81%	85%
Benefits	206,049	257,001	50,952	80%	85%
Insurance	2,949	3,000	51	98%	83%
Telephone	1,221	1,740	519	70%	83%
Supplies	52,134	75,000	22,866	70%	83%
Postage	529	1,000	471	53%	83%
Chemicals	57,874	66,000	8,126	88%	83%
Uniform	2,617	4,325	1,708	61%	83%
Lab Service	168,556	200,000	31,444	84%	83%
Travel & Training	9,876	13,450	3,574	73%	83%
Memberships	640	800	160	80%	83%
Maintenance	36,304	83,800	47,496	43%	83%
Total Expenses	<u>\$ 919,557</u>	<u>\$ 1,176,534</u>	<u>\$ 256,977</u>	<u>78%</u>	

**Central Valley Water Reclamation
Board
October 31, 2023**

	Actual	Annual Budget	Variance	% Used	Target %
Wages	\$ 28,490	\$ 43,389	\$ 14,899	66%	85%
Insurance	0	0	0	0%	85%
Travel & Training	0	7,500	7,500	0%	83%
Miscellaneous	446	13,500	13,054	3%	83%
Total Expenses	\$ 28,936	\$ 64,389	\$ 35,453	45%	

**Central Valley Water Reclamation
Pretreatment
October 31, 2023**

	Actual	Annual Budget	Variance	% Used	Target %
Wages	\$ 490,720	\$ 601,158	\$ 110,438	82%	85%
Benefits	255,880	321,857	65,977	80%	85%
Insurance	979	1,000	21	98%	83%
Telephone	8,738	10,000	1,262	87%	83%
Office Supplies	1,043	4,000	2,957	26%	83%
Uniforms	0	2,045	2,045	0%	83%
Travel & Training	10,316	14,610	4,294	71%	83%
Memberships	595	595	0	100%	83%
Maintenance	7,664	15,475	7,811	50%	83%
Professional Fees	27	3,000	2,973	1%	83%
Total Expenses	\$ 775,962	\$ 973,740	\$ 197,778	80%	

**Central Valley Water Reclamation
Engineering & Safety
October 31, 2023**

	Actual	Annual Budget	Variance	% Used	Target %
Wages	\$ 508,197	\$ 666,446	\$ 158,249	76%	85%
Benefits	221,103	320,677	99,574	69%	85%
Insurance	45,089	50,000	4,911	90%	83%
Telephone	2,568	4,500	1,932	57%	83%
Office Supplies	1,020	2,300	1,280	44%	83%
Uniforms	399	1,400	1,001	29%	83%
Travel & Training	23,470	36,360	12,890	65%	83%
Memberships	2,387	3,725	1,338	64%	83%
Maintenance	65,717	318,165	252,448	21%	83%
Professional Fees	481,413	733,200	251,787	66%	83%
Physicals & Testing	3,556	6,000	2,444	59%	83%
Total Expenses	\$ 1,354,919	\$ 2,142,773	\$ 787,854	63%	

Reporting Period

October 31, 2023

Public Bond/Cash Capital Budget Progress Report

Project Description	Current Period	YTD Actual	Budget	Remaining Budget	% Used
BNR Basins Public Bonds/Cash	1,676,557	26,648,072	31,709,226	5,061,154	84%
Dewatering Facility Upgrades	240,998	2,495,432	9,780,000	7,284,568	26%
Blower Building	1,309,145	9,157,650	21,844,263	12,686,613	42%
Sidestream Phosphorus	22,015	1,015,211	1,600,000	584,789	63%
Thickening Building	1,571,441	14,275,821	32,385,149	18,109,328	44%
Sidestream Nitrogen	379,397	6,579,386	13,000,000	6,420,614	51%
Construction Contingency	-	-	500,000	500,000	0%
Total	5,199,553	60,171,572	110,818,638	50,647,066	54%

Pay-As-You-Go CIP

Project Description	Current Period	YTD Actual	Budget	Remaining Budget	% Used
Maintenance	140,163	1,374,090	2,486,500	1,112,410	55%
Compost/Bio-solids	120,000	389,106	390,000	894	100%
Engineering	239,825	829,466	3,643,678	2,814,212	23%
Lab	-	19,999	20,000	1	100%
Administration (IT)	33,912	160,591	546,800	386,209	29%
Total	533,900	2,773,252	7,086,978	4,313,726	39%

Total Capital Spent YTD 62,944,824

Bond Trust Payments	Current Period	YTD Actual
2017A Bonds (CW, GH, MC, SSL)	185,283	1,752,549
2017B Bonds (K)	41,074	388,199
2019A Bonds (CW, GH, K, MC)	228,050	2,138,680
2020A State Loan DS (CW, MO, GH, K, MC, TB)	315,940	2,997,570
2021A Bank of Utah (CW, MO, GH, K, MC, SSL, TB)	125,859	1,176,714
2021B Bonds (CW, MO, GH, K, MC, SSL, TB)	136,308	1,311,868
2021C Bonds (CW, MO, GH, K, MC, TB)	683,317	6,418,677
	1,715,831	16,184,257



Central Valley Water Reclamation Facility,

Check Report

By Check Number

Date Range: 10/01/2023 - 10/31/2023

Vendor Number	Vendor Name	Payment Date	Payment Type	Discount Amount	Payment Amount	Number
Bank Code: AP Bank-AP Bank						
0026	ALDER CONSTRUCTION	10/04/2023	EFT	0.00	344,844.30	2815
0086	BLOMQUIST HALE CONSULTING, INC.	10/04/2023	EFT	0.00	475.93	2816
0090	BOB RENWICK	10/04/2023	EFT	0.00	6,308.28	2817
0827	GRAINGER	10/04/2023	EFT	0.00	929.95	2818
VEN01233	INNIO JENBACHER NORTH AMERICA LLC	10/04/2023	EFT	0.00	2,161.44	2819
0541	LINDE GAS & EQUIPMENT INC.	10/04/2023	EFT	0.00	1,740.54	2820
0468	MOUNTAIN VALLEY MECHANICAL INC	10/04/2023	EFT	0.00	2,181.01	2821
VEN01344	NAVNEET PRASAD	10/04/2023	EFT	0.00	282.41	2822
VEN01430	OMAN, ZACHARY	10/04/2023	EFT	0.00	100.00	2823
0529	PIPE VALVE AND FITTING CO.	10/04/2023	EFT	0.00	352.25	2824
0556	PURCELL TIRE AND SERVICE CENTER	10/04/2023	EFT	0.00	449.40	2825
0600	R & S GUNN, INC.	10/04/2023	EFT	0.00	36,939.82	2826
0663	SALT LAKE WINDUSTRIAL CO.	10/04/2023	EFT	0.00	1,153.92	2827
0688	SIEMENS INDUSTRY, INC	10/04/2023	EFT	0.00	5,940.00	2828
VEN0765	ANTHONY TREY SANDNESS	10/11/2023	EFT	0.00	152.89	2829
VEN01410	ARCHER WESTERN CONSTRUCTIONS	10/11/2023	EFT	0.00	1,289,466.35	2830
0095	BP ENERGY COMPANY	10/11/2023	EFT	0.00	40,367.60	2831
VEN0101	BROCK THOMPSON	10/11/2023	EFT	0.00	133.65	2832
VEN0105	BRYAN MANSELL	10/11/2023	EFT	0.00	64.16	2833
0123	CDW GOVERNMENT INC.	10/11/2023	EFT	0.00	882.92	2834
VEN0128	CHAD FRYREAR	10/11/2023	EFT	0.00	87.70	2835
VEN0131	CHRIS REILLEY	10/11/2023	EFT	0.00	203.57	2836
VEN0192	DENNY STOCK	10/11/2023	EFT	0.00	185.04	2837
01223	DIVI ENERGY, LLC	10/11/2023	EFT	0.00	29,158.54	2838
01414	EUROFINS ENVIRONMENT TESTING AMERICA H	10/11/2023	EFT	0.00	2,420.00	2839
0902	GENERAL ELECTRIC COMPANY	10/11/2023	EFT	0.00	15,096.03	2840
0827	GRAINGER	10/11/2023	EFT	0.00	4,120.65	2841
VEN0309	HADLEY GUNN	10/11/2023	EFT	0.00	215.00	2842
VEN0362	ISAAC TALBOT	10/11/2023	EFT	0.00	2,281.64	2843
0541	LINDE GAS & EQUIPMENT INC.	10/11/2023	EFT	0.00	1,658.36	2844
VEN01443	MODERN AGE EMPLOYMENT LAW LLC	10/11/2023	EFT	0.00	600.00	2845
0468	MOUNTAIN VALLEY MECHANICAL INC	10/11/2023	EFT	0.00	332.50	2846
VEN01344	NAVNEET PRASAD	10/11/2023	EFT	0.00	128.04	2847
VEN01294	NOWELL, JAY	10/11/2023	EFT	0.00	129.79	2848
VEN0524	PHIL HECK	10/11/2023	EFT	0.00	46.66	2849
0529	PIPE VALVE AND FITTING CO.	10/11/2023	EFT	0.00	3,691.39	2850
	Void	10/11/2023	EFT	0.00	0.00	2851
0556	PURCELL TIRE AND SERVICE CENTER	10/11/2023	EFT	0.00	335.71	2852
0663	SALT LAKE WINDUSTRIAL CO.	10/11/2023	EFT	0.00	234.50	2853
0695	SKYLINE ELECTRIC COMPANY	10/11/2023	EFT	0.00	28,468.07	2854
0784	US BANK	10/11/2023	EFT	0.00	37,339.72	2855
0882	ZIONS FIRST NATIONAL BANK	10/11/2023	EFT	0.00	1,715,830.63	2856
0026	ALDER CONSTRUCTION	10/18/2023	EFT	0.00	703,261.71	2857
0028	ALFA LAVAL INC.	10/18/2023	EFT	0.00	4,630.33	2858
VEN0050	ANDREW LARSEN	10/18/2023	EFT	0.00	2,151.14	2859
VEN01410	ARCHER WESTERN CONSTRUCTIONS	10/18/2023	EFT	0.00	153,239.75	2860
VEN0131	CHRIS REILLEY	10/18/2023	EFT	0.00	50.00	2861
VEN01333	DE LA TORRE PADILLA, RAFAEL	10/18/2023	EFT	0.00	100.00	2862
0902	GENERAL ELECTRIC COMPANY	10/18/2023	EFT	0.00	57,517.02	2863
0827	GRAINGER	10/18/2023	EFT	0.00	1,508.96	2864
VEN01348	GREG BRESTER	10/18/2023	EFT	0.00	50.00	2865
VEN01233	INNIO JENBACHER NORTH AMERICA LLC	10/18/2023	EFT	0.00	471.51	2866
0363	ISCO INDUSTRIES, LLC	10/18/2023	EFT	0.00	70.37	2867
	PIPE VALVE AND FITTING CO.	10/18/2023	EFT	0.00	141.61	2868

Check Report

Date Range: 10/01/2023 - 10/31/2023

Vendor Number	Vendor Name	Payment Date	Payment Type	Discount Amount	Payment Amount	Number
VEN0670	SEAN FISCHER	10/18/2023	EFT	0.00	50.00	2869
VEN0908	SERGIO BARFFUSON	10/18/2023	EFT	0.00	100.00	2870
0695	SKYLINE ELECTRIC COMPANY	10/18/2023	EFT	0.00	14,447.13	2871
VEN0369	JAMES MAGILL	10/23/2023	EFT	0.00	237.00	2872
VEN0637	ROGER ORULLIAN	10/23/2023	EFT	0.00	237.00	2873
VEN0105	BRYAN MANSELL	10/23/2023	EFT	0.00	177.00	2874
0024	AIRGAS USA, LLC	10/25/2023	EFT	0.00	53.40	2875
0026	ALDER CONSTRUCTION	10/25/2023	EFT	0.00	2,302,712.19	2876
0028	ALFA LAVAL INC.	10/25/2023	EFT	0.00	634.50	2877
0123	CDW GOVERNMENT INC.	10/25/2023	EFT	0.00	2,107.30	2878
0827	GRAINGER	10/25/2023	EFT	0.00	698.07	2879
VEN01288	HALL, IAN	10/25/2023	EFT	0.00	86.50	2880
VEN0409	KEVIN GALLAGHER	10/25/2023	EFT	0.00	1,363.26	2881
0541	LINDE GAS & EQUIPMENT INC.	10/25/2023	EFT	0.00	357.80	2882
0663	SALT LAKE WINDUSTRIAL CO.	10/25/2023	EFT	0.00	547.39	2883
0188	DEBRA K. ARMSTRONG	10/25/2023	EFT	0.00	434.00	2884
VEN01141	DONALD RUSSELL	10/25/2023	EFT	0.00	375.00	2885
0286	GILES DEMKE	10/25/2023	EFT	0.00	375.00	2886
0375	JEFF MONSON	10/25/2023	EFT	0.00	375.00	2887
VEN01484	LEANNE HUFF	10/25/2023	EFT	0.00	375.00	2888
0476	MURRAY CITY CORPORATION	10/25/2023	EFT	0.00	375.00	2889
VEN01393	WESLEY FISHER	10/25/2023	EFT	0.00	375.00	2890
0021	AFFILIATED METALS	10/04/2023	Regular	0.00	4,826.85	102215
VEN01266	ALL PRO SECURITY	10/04/2023	Regular	0.00	2,205.00	102216
VEN01224	ALPHA COMMUNICATION SITES, INC	10/04/2023	Regular	0.00	115.00	102217
0035	ALSCO	10/04/2023	Regular	0.00	43.77	102218
VEN01407	ANDRITZ SEPARATION INC.	10/04/2023	Regular	0.00	1,869.06	102219
VEN01487	AUSTIN BALLARD	10/04/2023	Regular	0.00	311.03	102220
VEN01386	CAPSTONE STRATEGIES, LLC	10/04/2023	Regular	0.00	3,750.00	102221
VEN01132	CHEMTECH-FORD, INC.	10/04/2023	Regular	0.00	218.00	102222
0170	CRUS OIL INC.	10/04/2023	Regular	0.00	2,544.15	102223
0218	E.T. TECHNOLOGIES, INC.	10/04/2023	Regular	0.00	240.84	102224
0237	ENERGY CHOICE	10/04/2023	Regular	0.00	12,430.60	102225
0239	ENVIRONMENTAL EXPRESS	10/04/2023	Regular	0.00	326.21	102226
0256	FEDEX FREIGHT	10/04/2023	Regular	0.00	235.91	102227
0271	FRANCOTYP - POSTALIA, INC	10/04/2023	Regular	0.00	141.00	102228
0288	GLENS KEYS LOCKS AND SAFES	10/04/2023	Regular	0.00	35.94	102229
0425	LES OLSON COMPANY	10/04/2023	Regular	0.00	94.52	102230
0472	MOUNTAINLAND SUPPLY COMPANY	10/04/2023	Regular	0.00	1,522.01	102231
0478	MUTUAL OF OMAHA	10/04/2023	Regular	0.00	303.74	102232
0478	MUTUAL OF OMAHA	10/04/2023	Regular	0.00	17,321.86	102233
0480	NATIONAL COATING & SUPPLIES	10/04/2023	Regular	0.00	885.27	102234
0505	OLYMPUS SAFETY & SUPPLY	10/04/2023	Regular	0.00	2,473.00	102235
VEN01381	OPERATION TECHNOLOGY, INC	10/04/2023	Regular	0.00	85,000.00	102236
0534	PLATT ELECTRIC SUPPLY	10/04/2023	Regular	0.00	334.75	102237
0552	PUBLIC EMPLOYEES HEALTH PROGRAM	10/04/2023	Regular	0.00	156,561.31	102238
0628	ROCKY MOUNTAIN POWER	10/04/2023	Regular	0.00	68,367.61	102239
0633	ROCKY MOUNTAIN WIRE ROPE & RIG	10/04/2023	Regular	0.00	16.92	102240
0645	ROYAL WHOLESALE ELECTRIC	10/04/2023	Regular	0.00	32,400.39	102241
VEN01139	SNAP-ON INC.	10/04/2023	Regular	0.00	9.21	102242
0781	UNUM LIFE INSURANCE	10/04/2023	Regular	0.00	626.18	102243
0841	WATER ENVIRONMENT FEDERATION	10/04/2023	Regular	0.00	150.00	102244
0859	WESTERN BASIN LAND & LIVESTOCK	10/04/2023	Regular	0.00	25,576.44	102245
0860	WESTERN INDUSTRIAL PRODUCTS	10/04/2023	Regular	0.00	1,742.49	102246
0883	ZORO	10/04/2023	Regular	0.00	176.40	102247
0016	ACE DISPOSAL INC	10/11/2023	Regular	0.00	1,556.90	102248
0019	AED EVERYWHERE	10/11/2023	Regular	0.00	567.60	102249
0020	AEROSCAPE PROPERTY MAINTENANCE	10/11/2023	Regular	0.00	26,538.80	102250
0021	AFFILIATED METALS	10/11/2023	Regular	0.00	10,338.16	102251
VEN01266	ALL PRO SECURITY	10/11/2023	Regular	0.00	2,520.00	102252
0035	ALSCO	10/11/2023	Regular	0.00	76.90	102253

Check Report

Date Range: 10/01/2023 - 10/31/2023

Vendor Number	Vendor Name	Payment Date	Payment Type	Discount Amount	Payment Amount	Number
9	AMBIENTE H2O INC.	10/11/2023	Regular	0.00	5,726.17	102254
4	AMERITAS LIFE INSURANCE CORP	10/11/2023	Regular	0.00	15,307.06	102255
0055	APPLE INC.	10/11/2023	Regular	0.00	1,716.00	102256
0088	BLUE STAKES OF UTAH 811	10/11/2023	Regular	0.00	70.21	102257
0089	BLUELINE HEALTH SERVICES	10/11/2023	Regular	0.00	306.00	102258
VEN01132	CHEMTECH-FORD, INC.	10/11/2023	Regular	0.00	3,986.00	102259
0136	CINTAS	10/11/2023	Regular	0.00	4,203.09	102260
0138	CITY OF SOUTH SALT LAKE	10/11/2023	Regular	0.00	3,300.96	102261
0146	CODALE ELECTRIC SUPPLY, INC.	10/11/2023	Regular	0.00	12,407.71	102262
0155	COMPRESSOR PUMP	10/11/2023	Regular	0.00	964.00	102263
0160	CONVEYORS AND EQUIPMENT	10/11/2023	Regular	0.00	556.32	102264
0164	CPI INTERNATIONAL	10/11/2023	Regular	0.00	415.26	102265
0170	CRUS OIL INC.	10/11/2023	Regular	0.00	1,194.54	102266
0186	DC FROST ASSOCIATES, INC	10/11/2023	Regular	0.00	2,112.26	102267
0208	DOCUMART	10/11/2023	Regular	0.00	319.29	102268
0262	FISHER SCIENTIFIC	10/11/2023	Regular	0.00	208.47	102269
0387	GENEVA HYDRAULICS, INC.	10/11/2023	Regular	0.00	346.76	102270
0288	GLENS KEYS LOCKS AND SAFES	10/11/2023	Regular	0.00	989.00	102271
0305	H & E EQUIPMENT SERVICES LLC	10/11/2023	Regular	0.00	237.18	102272
0308	HACH COMPANY	10/11/2023	Regular	0.00	13,182.00	102273
0259	HARTFIEL AUTOMATION SA, LLC	10/11/2023	Regular	0.00	319.12	102274
0335	IDEXX DISTRIBUTION	10/11/2023	Regular	0.00	656.83	102275
0338	INDUSTRIAL CONTAINER AND SUPPLY CO. INC	10/11/2023	Regular	0.00	841.04	102276
0344	INORGANIC VENTURES	10/11/2023	Regular	0.00	391.95	102277
VEN01274	LIFE TECHNOLOGIES CORPORATION	10/11/2023	Regular	0.00	1,079.50	102278
VEN01356	MAINTENANCE TECHNOLOGY SYSTEMS, LLC	10/11/2023	Regular	0.00	1,025.00	102279
0466	MOTION INDUSTRIES, INC.	10/11/2023	Regular	0.00	626.81	102280
0472	MOUNTAINLAND SUPPLY COMPANY	10/11/2023	Regular	0.00	505.52	102281
0480	NATIONAL COATING & SUPPLIES	10/11/2023	Regular	0.00	665.00	102282
0496	NUTECH SPECIALTIES, INC	10/11/2023	Regular	0.00	2,202.44	102283
01	OFFICE DEPOT	10/11/2023	Regular	0.00	560.33	102284
0510	OFFICE OF RECOVERY SERVICES	10/11/2023	Regular	0.00	705.27	102285
0534	PARSONS BEHLE & LATIMER	10/11/2023	Regular	0.00	7,524.00	102286
0603	PLATT ELECTRIC SUPPLY	10/11/2023	Regular	0.00	339.83	102287
0610	RAMESH GOEL	10/11/2023	Regular	0.00	8,500.00	102288
0624	RED VALVE CO., INC.	10/11/2023	Regular	0.00	870.52	102289
0628	RICOH USA, INC	10/11/2023	Regular	0.00	526.73	102290
0645	ROCKY MOUNTAIN POWER	10/11/2023	Regular	0.00	80.12	102291
0649	ROYAL WHOLESALE ELECTRIC	10/11/2023	Regular	0.00	19,436.58	102292
0669	RUSH TRUCK CENTERS	10/11/2023	Regular	0.00	53.90	102293
VEN01466	SEAL ANALYTICAL, INC.	10/11/2023	Regular	0.00	4,995.00	102294
0704	SENTRY EQUIPMENT CORP.	10/11/2023	Regular	0.00	98.70	102295
0716	SOIL CONTROL LAB	10/11/2023	Regular	0.00	349.00	102296
0724	STATE FIRE SALES AND SERVICE	10/11/2023	Regular	0.00	1,849.40	102297
VEN01264	STODDARD SILENCERS, INC.	10/11/2023	Regular	0.00	1,432.75	102298
0735	SYRINGA NETWORKS	10/11/2023	Regular	0.00	1,149.00	102299
0770	TECH FLOW	10/11/2023	Regular	0.00	15,508.21	102300
0728	UINTAH FASTENERS & SUPPLY	10/11/2023	Regular	0.00	2,055.65	102301
0728	VEOLIA WTS SERVICES USA, INC	10/11/2023	Regular	0.00	426.65	102302
0817	VEOLIA WTS SERVICES USA, INC	10/11/2023	Regular	0.00	426.65	102303
0841	VERIZON WIRELESS	10/11/2023	Regular	0.00	862.20	102304
0855	WATER ENVIRONMENT FEDERATION	10/11/2023	Regular	0.00	170.00	102305
VEN01131	WESCO DISTRIBUTION, INC.	10/11/2023	Regular	0.00	1,346.81	102306
0860	WESTECH FUEL EQUIPMENT INC.	10/11/2023	Regular	0.00	114.48	102307
VEN01239	WESTERN INDUSTRIAL PRODUCTS	10/11/2023	Regular	0.00	124.06	102308
0875	WESTERN TECHNOLOGIES INC.	10/11/2023	Regular	0.00	2,883.00	102309
0027	WORKERS COMPENSATION FUND	10/11/2023	Regular	0.00	10,352.94	102310
0035	ALERT ONE	10/18/2023	Regular	0.00	527.48	102311
0255	ALSCO	10/18/2023	Regular	0.00	26.76	102312
	AMERICAN MAINTENANCE	10/18/2023	Regular	0.00	4,421.50	102313
	AQS, INC.	10/18/2023	Regular	0.00	5,500.00	102314

Check Report

Date Range: 10/01/2023 - 10/31/2023

Vendor Number	Vendor Name	Payment Date	Payment Type	Discount Amount	Payment Amount	Number
VEN01383	AT&T MOBILITY	10/18/2023	Regular	0.00	420.85	102315
0075	BATTERY SYSTEMS	10/18/2023	Regular	0.00	1,532.77	102316
0111	CACHE VALLEY ELECTRIC TECHNOLOGIES GROU	10/18/2023	Regular	0.00	35,665.92	102317
VEN01373	CARDINAL VALLEY INDUSTRIAL SUPPLY, INC.	10/18/2023	Regular	0.00	241.51	102318
VEN01132	CHEMTECH-FORD, INC.	10/18/2023	Regular	0.00	2,813.00	102319
0136	CINTAS	10/18/2023	Regular	0.00	984.36	102320
0146	CODALE ELECTRIC SUPPLY, INC.	10/18/2023	Regular	0.00	230.00	102321
0170	CRUS OIL INC.	10/18/2023	Regular	0.00	1,139.80	102322
0171	CVWRF EMPLOYEES ASSOCIATION	10/18/2023	Regular	0.00	600.00	102323
0206	DIVISION OF WATER QUALITY	10/18/2023	Regular	0.00	10,120.00	102324
0209	DOMINION ENERGY	10/18/2023	Regular	0.00	9,148.55	102325
0240	ENVIRONMENTAL RESOURCE ASSC ERA	10/18/2023	Regular	0.00	2,630.29	102326
0256	FEDEX FREIGHT	10/18/2023	Regular	0.00	177.00	102327
0262	FISHER SCIENTIFIC	10/18/2023	Regular	0.00	1,822.81	102328
0284	GERBER CONSTRUCTION COMPANY	10/18/2023	Regular	0.00	1,995,165.30	102329
VEN01364	GRAY MATTER SYSTEMS, LLC	10/18/2023	Regular	0.00	8,400.00	102330
0308	HACH COMPANY	10/18/2023	Regular	0.00	2,756.32	102331
0325	HOSE & RUBBER SUPPLY	10/18/2023	Regular	0.00	52.20	102332
0425	LES OLSON COMPANY	10/18/2023	Regular	0.00	155.00	102333
VEN01368	MGX EQUIPMENT SERVICES, LLC	10/18/2023	Regular	0.00	4,989.53	102334
0432	M-ONE SPECIALTIES, INC.	10/18/2023	Regular	0.00	62.64	102335
0466	MOTION INDUSTRIES, INC.	10/18/2023	Regular	0.00	58.61	102336
0480	NATIONAL COATING & SUPPLIES	10/18/2023	Regular	0.00	194.75	102337
0496	NUTECH SPECIALTIES, INC	10/18/2023	Regular	0.00	356.60	102338
0534	PLATT ELECTRIC SUPPLY	10/18/2023	Regular	0.00	838.41	102339
0538	POLYDYNE, INC.	10/18/2023	Regular	0.00	26,640.90	102340
0610	RED VALVE CO., INC.	10/18/2023	Regular	0.00	2,790.65	102341
0645	ROYAL WHOLESALE ELECTRIC	10/18/2023	Regular	0.00	4,210.68	102342
0649	RUSH TRUCK CENTERS	10/18/2023	Regular	0.00	202.90	102343
0742	THATCHER CHEMICAL COMPANY	10/18/2023	Regular	0.00	44,783.88	102344
0791	UAS, LLC	10/18/2023	Regular	0.00	72.00	102345
0838	WASATCH STEEL	10/18/2023	Regular	0.00	992.28	102346
VEN01266	ALL PRO SECURITY	10/25/2023	Regular	0.00	2,520.00	102347
0035	ALSCO	10/25/2023	Regular	0.00	68.15	102348
0194	AMERITAS LIFE INSURANCE CORP	10/25/2023	Regular	0.00	1,047.20	102349
VEN01191	ARBITRAGE COMPLIANCE SPECIALISTS, INC.	10/25/2023	Regular	0.00	3,300.00	102350
0075	BATTERY SYSTEMS	10/25/2023	Regular	0.00	455.19	102351
0124	CENTURYLINK	10/25/2023	Regular	0.00	1,045.64	102352
VEN01132	CHEMTECH-FORD, INC.	10/25/2023	Regular	0.00	2,662.00	102353
0136	CINTAS	10/25/2023	Regular	0.00	922.93	102354
0158	CONELY COMPANY	10/25/2023	Regular	0.00	61.24	102355
0186	DC FROST ASSOCIATES, INC	10/25/2023	Regular	0.00	1,559.77	102356
0253	FASTWAY AUTO	10/25/2023	Regular	0.00	553.00	102357
0262	FISHER SCIENTIFIC	10/25/2023	Regular	0.00	827.24	102358
0282	GENUINE PARTS CO.	10/25/2023	Regular	0.00	1,014.56	102359
	Void	10/25/2023	Regular	0.00	0.00	102360
0284	GERBER CONSTRUCTION COMPANY	10/25/2023	Regular	0.00	1,456,143.88	102361
0305	H & E EQUIPMENT SERVICES LLC	10/25/2023	Regular	0.00	447.87	102362
0338	INDUSTRIAL CONTAINER AND SUPPLY CO. INC	10/25/2023	Regular	0.00	178.40	102363
VEN01208	INTSEL STEEL WEST, LLC	10/25/2023	Regular	0.00	461.00	102364
0410	KIMBALL MIDWEST	10/25/2023	Regular	0.00	677.22	102365
0419	LAWSON PRODUCTS, INC.	10/25/2023	Regular	0.00	388.49	102366
0425	LES OLSON COMPANY	10/25/2023	Regular	0.00	48.30	102367
VEN01274	LIFE TECHNOLOGIES CORPORATION	10/25/2023	Regular	0.00	3,873.35	102368
0466	MOTION INDUSTRIES, INC.	10/25/2023	Regular	0.00	246.60	102369
0477	MURRAY CITY UTILITIES	10/25/2023	Regular	0.00	39.76	102370
0478	MUTUAL OF OMAHA	10/25/2023	Regular	0.00	303.74	102371
0478	MUTUAL OF OMAHA	10/25/2023	Regular	0.00	17,786.50	102372
0534	PLATT ELECTRIC SUPPLY	10/25/2023	Regular	0.00	516.05	102373
0552	PUBLIC EMPLOYEES HEALTH PROGRAM	10/25/2023	Regular	0.00	312,630.73	102374
0628	ROCKY MOUNTAIN POWER	10/25/2023	Regular	0.00	58,889.01	102375

Check Report

Date Range: 10/01/2023 - 10/31/2023

Vendor Number	Vendor Name	Payment Date	Payment Type	Discount Amount	Payment Amount	Number
	ROYAL WHOLESALE ELECTRIC	10/25/2023	Regular	0.00	46,478.01	102376
	S L VALLEY SOLID WASTE FACILIT	10/25/2023	Regular	0.00	2,096.00	102377
0716	STATE FIRE SALES AND SERVICE	10/25/2023	Regular	0.00	270.00	102378
0723	STEVE REAGAN COMPANY	10/25/2023	Regular	0.00	3,042.56	102379
0772	UNITED DIESEL SERVICE	10/25/2023	Regular	0.00	966.88	102380
0781	UNUM LIFE INSURANCE	10/25/2023	Regular	0.00	646.60	102381
0830	WAGSTAFF CRANE SERVICE	10/25/2023	Regular	0.00	1,115.00	102382
0859	WESTERN BASIN LAND & LIVESTOCK	10/25/2023	Regular	0.00	22,684.42	102383
0258	FIDELITY INVESTMENTS	10/12/2023	Bank Draft	0.00	82,842.95	DFT0001905
0258	FIDELITY INVESTMENTS	10/12/2023	Bank Draft	0.00	4,481.75	DFT0001906
0258	FIDELITY INVESTMENTS	10/12/2023	Bank Draft	0.00	240.00	DFT0001907
0258	FIDELITY INVESTMENTS	10/12/2023	Bank Draft	0.00	7,440.00	DFT0001908
0258	FIDELITY INVESTMENTS	10/12/2023	Bank Draft	0.00	7,056.85	DFT0001909
0258	FIDELITY INVESTMENTS	10/12/2023	Bank Draft	0.00	273.37	DFT0001910
0315	HEALTH EQUITY CLIENT SERVICES	10/12/2023	Bank Draft	0.00	9,421.89	DFT0001911
0358	INTERNAL REVENUE SERVICE	10/12/2023	Bank Draft	0.00	220.60	DFT0001912
0358	INTERNAL REVENUE SERVICE	10/12/2023	Bank Draft	0.00	36,282.89	DFT0001913
0358	INTERNAL REVENUE SERVICE	10/12/2023	Bank Draft	0.00	9,594.29	DFT0001914
0258	FIDELITY INVESTMENTS	10/25/2023	Bank Draft	0.00	82,229.25	DFT0001916
0258	FIDELITY INVESTMENTS	10/25/2023	Bank Draft	0.00	4,481.75	DFT0001917
0258	FIDELITY INVESTMENTS	10/25/2023	Bank Draft	0.00	240.00	DFT0001918
0258	FIDELITY INVESTMENTS	10/25/2023	Bank Draft	0.00	6,773.10	DFT0001919
0258	FIDELITY INVESTMENTS	10/25/2023	Bank Draft	0.00	7,211.12	DFT0001920
0258	FIDELITY INVESTMENTS	10/25/2023	Bank Draft	0.00	273.37	DFT0001921
0315	HEALTH EQUITY CLIENT SERVICES	10/25/2023	Bank Draft	0.00	9,271.89	DFT0001922
0358	INTERNAL REVENUE SERVICE	10/25/2023	Bank Draft	0.00	364.78	DFT0001923
0358	INTERNAL REVENUE SERVICE	10/25/2023	Bank Draft	0.00	36,021.72	DFT0001924
0358	INTERNAL REVENUE SERVICE	10/25/2023	Bank Draft	0.00	9,628.00	DFT0001925
VEN01490	PREMIER TURCK RENTAL	10/25/2023	Bank Draft	0.00	137,500.00	DFT0001926
0784	US BANK	10/31/2023	Bank Draft	0.00	12,514.45	DFT0001928

Bank Code AP Bank Summary

Payment Type	Payable Count	Payment Count	Discount	Payment
Regular Checks	303	168	0.00	4,739,749.63
Manual Checks	0	0	0.00	0.00
Voided Checks	0	1	0.00	0.00
Bank Drafts	36	22	0.00	464,364.02
EFT's	119	76	0.00	6,827,175.30
	458	267	0.00	12,031,288.95

All Bank Codes Check Summary

Payment Type	Payable Count	Payment Count	Discount	Payment
Regular Checks	303	168	0.00	4,739,749.63
Manual Checks	0	0	0.00	0.00
Voided Checks	0	1	0.00	0.00
Bank Drafts	36	22	0.00	464,364.02
EFT's	119	76	0.00	6,827,175.30
	458	267	0.00	12,031,288.95

Fund Summary

Fund	Name	Period	Amount
10	Operational Fund	10/2023	12,031,288.95
			12,031,288.95



Central Valley Water Reclamation Facility,

Detail Report Account Detail

Date Range: 10/01/2023 - 10/31/2023

Account	Name					Beginning Balance	Total Activity	Ending Balance
Fund: 10 - Operational Fund								
10-401-4001						Operations Wages		
						1,857,039.74	168,933.81	2,025,973.55
Post Date	Packet Number	Source Transaction	Pmt Number	Description	Vendor	Project Account	Amount	Running Balance
10/12/2023	PYPKT01034	PYPKT01034 - 10/12/2...		PYPKT01034 - 10/12/2023 - Pay 10/12/...			85,119.19	1,942,158.93
10/25/2023	PYPKT01039	PYPKT01039 - 10/25/2...		PYPKT01039 - 10/25/2023 - Pay 10/25/...			83,814.62	2,025,973.55
10-401-4002						Operations Overtime		
						29,819.71	10,139.56	39,959.27
Post Date	Packet Number	Source Transaction	Pmt Number	Description	Vendor	Project Account	Amount	Running Balance
10/12/2023	PYPKT01034	PYPKT01034 - 10/12/2...		PYPKT01034 - 10/12/2023 - Pay 10/12/...			5,902.63	35,722.34
10/25/2023	PYPKT01039	PYPKT01039 - 10/25/2...		PYPKT01039 - 10/25/2023 - Pay 10/25/...			4,236.93	39,959.27
10-401-4003						Operations Retirement		
						471,715.74	44,768.40	516,484.14
Post Date	Packet Number	Source Transaction	Pmt Number	Description	Vendor	Project Account	Amount	Running Balance
10/12/2023	PYPKT01034	PYPKT01034 - 10/12/2...		PYPKT01034 - 10/12/2023 - Pay 10/12/...			22,755.49	494,471.23
10/25/2023	PYPKT01039	PYPKT01039 - 10/25/2...		PYPKT01039 - 10/25/2023 - Pay 10/25/...			22,012.91	516,484.14
10-401-4004						Operations Benefits		
						646,927.26	61,372.88	708,300.14
Post Date	Packet Number	Source Transaction	Pmt Number	Description	Vendor	Project Account	Amount	Running Balance
10/01/2023	APPKT02688	OCT23-2687	2816	EMPLOYEE ASSISTANCE COVERAGE - OC...	0086 - BLOMQUIST HALE CONSULTING, INC.		147.06	647,074.32
10/12/2023	PYPKT01034	PYPKT01034 - 10/12/2...		PYPKT01034 - 10/12/2023 - Pay 10/12/...			30,912.69	677,987.01
10/25/2023	PYPKT01039	PYPKT01039 - 10/25/2...		PYPKT01039 - 10/25/2023 - Pay 10/25/...			30,313.13	708,300.14
10-401-4021						Operations Uniforms		
						13,330.21	1,301.37	14,631.58
Post Date	Packet Number	Source Transaction	Pmt Number	Description	Vendor	Project Account	Amount	Running Balance
10/04/2023	APPKT02692	4169772731	102260	UNIFORMS - OPERATION DEPT.	0136 - CINTAS		275.13	13,605.34
10/11/2023	APPKT02701	4170472403	102320	UNIFORMS - OPERATION DEPT.	0136 - CINTAS		264.39	13,869.73
10/18/2023	APPKT02712	4171198496	102354	UNIFORMS - OPERATION DEPT.	0136 - CINTAS		272.71	14,142.44
10/25/2023	APPKT02731	4171924319	102430	UNIFORMS - OPERATION DEPT.	0136 - CINTAS		264.39	14,406.83
10/31/2023	GLPKT05623	JN05841		amazon uniform belts			224.75	14,631.58
10-401-4022						Operations Travel and Learning		
						30,746.68	783.03	31,529.71
Post Date	Packet Number	Source Transaction	Pmt Number	Description	Vendor	Project Account	Amount	Running Balance
10/11/2023	APPKT02697	10112023	2848	FINAL REIMBURSMENT FOR WEFTECH T...	VEN01294 - NOWELL, JAY		129.79	30,876.47
10/11/2023	APPKT02697	10112023	2835	FINAL REIMBURSMENT FOR WEFTECH T...	VEN0128 - CHAD FRYREAR		87.70	30,964.17
10/11/2023	APPKT02697	10112023	2832	FINAL REIMBURSMENT FOR WEFTECH T...	VEN0101 - BROCK THOMPSON		133.65	31,097.82
10/11/2023	APPKT02697	10112023	2829	FINAL REIMBURSMENT FOR WEFTECH T...	VEN0765 - ANTHONY TREY SANDNESS		152.89	31,250.71
10/12/2023	APPKT02701	10122023	2870	PASSING EXAM	VEN0908 - SERGIO BARFFUSON		100.00	31,350.71
10/16/2023	APPKT02701	10162023	2862	PASSING EXAM	VEN01333 - DE LA TORRE PADILLA, RAFAEL		100.00	31,450.71
10/31/2023	GLPKT05623	JN05841		slc airport parking Weftec airport parking			79.00	31,529.71

Detail Report

Date Range: 10/01/2023 - 10/31/2023

Account	Name					Beginning Balance	Total Activity	Ending Balance
10-401-4023	Operations Memberships					1,845.00	85.00	1,930.00
Post Date	Packet Number	Source Transaction	Pmt Number	Description	Vendor	Project Account	Amount	Running Balance
10/05/2023	APPKT02692	ANTHONY R. 2023	102305	MEMEBERSHIP RENEWAL FOR ANTHON...	0841 - WATER ENVIRONMENT FEDERATION		85.00	1,930.00
10-401-4027	Operations Supplies					27,721.39	-530.94	27,190.45
Post Date	Packet Number	Source Transaction	Pmt Number	Description	Vendor	Project Account	Amount	Running Balance
10/12/2023	POPKT10984	9869016247	2864	stainless steal cleaner	0827 - GRAINGER		73.08	27,794.47
10/18/2023	POPKT11018	9875338320	2879	CLR PRO	0827 - GRAINGER		37.88	27,832.35
10/23/2023	POPKT11048	214990	102396	Keyless remote smart key fob replacem...	0288 - GLENS KEYS LOCKS AND SAFES		179.00	28,011.35
10/24/2023	POPKT11048	9877857335	2892	1/2 npt 3/8 fitting hypo tank line	0827 - GRAINGER		2.67	28,014.02
10/24/2023	POPKT11048	9881483946	2892	1/2 npt 3/8 fitting hypo tank line	0827 - GRAINGER		24.03	28,038.05
10/31/2023	GLPKT05623	JN05841		amazon refund for PO11626 calcium hy...			-999.96	27,038.09
10/31/2023	POPKT11113	INV0015443	DFT0001928	Kimtech wipes	0784 - US BANK		152.36	27,190.45
10-401-4300	Operations Telephone					4,197.94	811.53	5,009.47
Post Date	Packet Number	Source Transaction	Pmt Number	Description	Vendor	Project Account	Amount	Running Balance
10/12/2023	APPKT02716	660580680	102352	ACCT#90236455, SERVICE 9/12/23 TO 1...	0124 - CENTURYLINK		206.08	4,404.02
10/31/2023	GLPKT05623	JN05841		Verizon Shawn Groberg			95.64	4,499.66
10/31/2023	GLPKT05623	JN05841		Verizon Josh hunsaker			52.24	4,551.90
10/31/2023	GLPKT05623	JN05841		Verizon darin morris			52.24	4,604.14
10/31/2023	GLPKT05623	JN05841		Verizon control room			62.17	4,666.31
10/31/2023	GLPKT05623	JN05841		Verizon Sharon Burton			62.17	4,728.48
10/31/2023	GLPKT05623	JN05841		Verizon Shawn Groberg			52.17	4,780.65
10/31/2023	GLPKT05623	JN05841		Verizon darin morris			52.17	4,832.82
10/31/2023	GLPKT05623	JN05841		Verizon Josh hunsaker			52.17	4,884.99
10/31/2023	GLPKT05623	JN05841		Verizon control room			62.24	4,947.23
10/31/2023	GLPKT05623	JN05841		Verizon Sharon Burton			62.24	5,009.47
10-401-5100	Operations Polymer					195,366.60	53,281.80	248,648.40
Post Date	Packet Number	Source Transaction	Pmt Number	Description	Vendor	Project Account	Amount	Running Balance
10/12/2023	POPKT10954	1775295	102340	COST IS HIGHER THAN PO BUDGETED	0538 - POLYDYNE, INC.		3,465.00	198,831.60
10/12/2023	POPKT10954	1775295	102340	Polymer SEPT. 2023	0538 - POLYDYNE, INC.		23,175.90	222,007.50
10/30/2023	POPKT11048	1782260	102410	THE PRICE IS HIGHER THAN PO BUDGET...	0538 - POLYDYNE, INC.		3,465.00	225,472.50
10/30/2023	POPKT11048	1782260	102410	Polymer OCT. 2023	0538 - POLYDYNE, INC.		23,175.90	248,648.40
10-401-5200	Operations Hypo Chlorite					98,392.36	11,929.03	110,321.39
Post Date	Packet Number	Source Transaction	Pmt Number	Description	Vendor	Project Account	Amount	Running Balance
10/12/2023	POPKT10954	2023100121232	102344	Sodium Hypochlorite	0742 - THATCHER CHEMICAL COMPANY		11,929.03	110,321.39
10-401-5300	Operations Ferric Sulfate					309,270.29	32,854.85	342,125.14
Post Date	Packet Number	Source Transaction	Pmt Number	Description	Vendor	Project Account	Amount	Running Balance
10/04/2023	POPKT10954	2023100121064	102344	Ferric sulfate 30,000 Lbs. For Granger H...	0742 - THATCHER CHEMICAL COMPANY		7,229.72	316,500.01
10/12/2023	POPKT10954	2023100119825	102344	Ferric Sulfate	0742 - THATCHER CHEMICAL COMPANY		7,143.13	323,643.14
10/12/2023	POPKT10954	2023100120520	102344	Ferric Sulfate	0742 - THATCHER CHEMICAL COMPANY		7,829.64	331,472.78
10/12/2023	POPKT10954	2023100120781	102344	Ferric Sulfate	0742 - THATCHER CHEMICAL COMPANY		10,652.36	342,125.14

Detail Report

Date Range: 10/01/2023 - 10/31/2023

Account						Beginning Balance		
Name						Total Activity		
						Ending Balance		
10-401-5600 Operations Mag Chloride						0.00	3,097.60	3,097.60
Post Date	Packet Number	Source Transaction	Pmt Number	Description	Vendor	Project Account	Amount	Running Balance
10/30/2023	POPKT11048	CD202322016	102393	Magnesium Chloride for SSP	VEN01485 - ENVIROTECH SERVICES, INC.		3,097.60	3,097.60
10-401-6200 Operations Tools & Small Equipment						18,274.69	6,961.65	25,236.34
Post Date	Packet Number	Source Transaction	Pmt Number	Description	Vendor	Project Account	Amount	Running Balance
10/31/2023	POPKT11113	INV0015434	DFT0001928	Mettler Toledo HC103	0784 - US BANK		5,357.20	23,631.89
10/31/2023	POPKT11113	INV0015437	DFT0001928	workbench	0784 - US BANK		155.22	23,787.11
10/31/2023	POPKT11113	INV0015437	DFT0001928	mini fridge	0784 - US BANK		119.00	23,906.11
10/31/2023	POPKT11113	INV0015439	DFT0001928	Turbidity Portable Meter	0784 - US BANK		1,330.23	25,236.34
10-401-6400 Operations Maintenance						120,885.52	884.30	121,769.82
Post Date	Packet Number	Source Transaction	Pmt Number	Description	Vendor	Project Account	Amount	Running Balance
10/02/2023	POPKT10865	13754626	102273	Main Board on the CL 17 Chlorine Analy...	0308 - HACH COMPANY		836.00	121,721.52
10/16/2023	APPKT02705	EA1328730	102367	CONTROL ROOM PRINTER SERVICE	0425 - LES OLSON COMPANY		48.30	121,769.82
10-401-6700 Operations Fuel						119,995.08	-528.70	119,466.38
Post Date	Packet Number	Source Transaction	Pmt Number	Description	Vendor	Project Account	Amount	Running Balance
10/01/2023	ARPKT00830	Invoice Packet ARPKT...		October 2023 Activity			-528.70	119,466.38
10-402-4001 Mechanics Wages						785,471.26	72,904.56	858,375.82
Post Date	Packet Number	Source Transaction	Pmt Number	Description	Vendor	Project Account	Amount	Running Balance
10/12/2023	PYPKT01034	PYPKT01034 - 10/12/2...		PYPKT01034 - 10/12/2023 - Pay 10/12/...			36,423.94	821,895.20
10/25/2023	PYPKT01039	PYPKT01039 - 10/25/2...		PYPKT01039 - 10/25/2023 - Pay 10/25/...			36,480.62	858,375.82
10-402-4002 Mechanics Overtime						4,010.92	512.37	4,523.29
Post Date	Packet Number	Source Transaction	Pmt Number	Description	Vendor	Project Account	Amount	Running Balance
10/12/2023	PYPKT01034	PYPKT01034 - 10/12/2...		PYPKT01034 - 10/12/2023 - Pay 10/12/...			277.76	4,288.68
10/25/2023	PYPKT01039	PYPKT01039 - 10/25/2...		PYPKT01039 - 10/25/2023 - Pay 10/25/...			234.61	4,523.29
10-402-4003 Mechanics Retirement						197,370.71	18,354.23	215,724.94
Post Date	Packet Number	Source Transaction	Pmt Number	Description	Vendor	Project Account	Amount	Running Balance
10/12/2023	PYPKT01034	PYPKT01034 - 10/12/2...		PYPKT01034 - 10/12/2023 - Pay 10/12/...			9,175.42	206,546.13
10/25/2023	PYPKT01039	PYPKT01039 - 10/25/2...		PYPKT01039 - 10/25/2023 - Pay 10/25/...			9,178.81	215,724.94
10-402-4004 Mechanics Benefits						231,834.67	23,728.68	255,563.35
Post Date	Packet Number	Source Transaction	Pmt Number	Description	Vendor	Project Account	Amount	Running Balance
10/01/2023	APPKT02688	OCT23-2687	2816	EMPLOYEE ASSISTANCE COVERAGE - OC...	0086 - BLOMQUIST HALE CONSULTING, INC.		53.78	231,888.45
10/12/2023	PYPKT01034	PYPKT01034 - 10/12/2...		PYPKT01034 - 10/12/2023 - Pay 10/12/...			11,928.92	243,817.37
10/25/2023	PYPKT01039	PYPKT01039 - 10/25/2...		PYPKT01039 - 10/25/2023 - Pay 10/25/...			11,745.98	255,563.35
10-402-4021 Mechanics Uniforms						9,795.39	2,706.05	12,501.44
Post Date	Packet Number	Source Transaction	Pmt Number	Description	Vendor	Project Account	Amount	Running Balance
10/04/2023	APPKT02692	4169772371	102260	UNIFORMS - MECHANIC DEPT.	0136 - CINTAS		214.63	10,010.02
10/05/2023	APPKT02692	10042023	2842	BOOTS REIMBURSEMENT - 2023	VEN0309 - HADLEY GUNN		215.00	10,225.02
10/11/2023	APPKT02701	4170472864	102320	UNIFORMS - MECHANICS DEPT.	0136 - CINTAS		194.29	10,419.31

Detail Report

Date Range: 10/01/2023 - 10/31/2023

Account	Name					Beginning Balance	Total Activity	Ending Balance
10-402-4021	Mechanics Uniforms - Continued					9,795.39	2,706.05	12,501.44
Post Date	Packet Number	Source Transaction	Pmt Number	Description	Vendor	Project Account	Amount	Running Balance
10/18/2023	APPKT02712	4171198398	102354	UNIFORMS - MECHANICS DEPT.	0136 - CINTAS		219.10	10,638.41
10/25/2023	APPKT02731	4171923830	102430	UNIFORMS - MECHANIC DEPT.	0136 - CINTAS		198.03	10,836.44
10/27/2023	APPKT02733	1904352738	102430	ORDERED NEW UNIFORMS - MECHANIC...	0136 - CINTAS		1,665.00	12,501.44
10-402-4022	Mechanics Travel and Learning					17,208.37	677.57	17,885.94
Post Date	Packet Number	Source Transaction	Pmt Number	Description	Vendor	Project Account	Amount	Running Balance
10/11/2023	APPKT02697	10112023	2836	FINAL REIMBURSEMENT FOR WEFTECH T...	VEN0131 - CHRIS REILLEY		203.57	17,411.94
10/19/2023	APPKT02705	10182023	2872	GO TO PICK UP SERVICE TRUCK	VEN0369 - JAMES MAGILL		237.00	17,648.94
10/19/2023	APPKT02705	10182023	2873	GO TO PICK UP SERVICE TRUCK	VEN0637 - ROGER CRULLIAN		237.00	17,885.94
10-402-4023	Mechanics Memberships					2,561.00	185.00	2,746.00
Post Date	Packet Number	Source Transaction	Pmt Number	Description	Vendor	Project Account	Amount	Running Balance
10/11/2023	APPKT02697	VAN B. 2024	102305	MEMBERSHIP RENEWAL - VAN BILLS 20...	0841 - WATER ENVIRONMENT FEDERATION		85.00	2,646.00
10/16/2023	APPKT02701	10162023	2861	OPERATOR CERTIFICATION RENEWAL	VEN0131 - CHRIS REILLEY		50.00	2,696.00
10/17/2023	APPKT02701	10162023	2869	CERTIFICATION RENEWAL	VEN0670 - SEAN FISCHER		50.00	2,746.00
10-402-4027	Mechanics Supplies					6,270.44	584.57	6,855.01
Post Date	Packet Number	Source Transaction	Pmt Number	Description	Vendor	Project Account	Amount	Running Balance
10/03/2023	POPKT10865	UT01-00819585	102280	AIP-41-POIL SAMPLE KIT	0466 - MOTION INDUSTRIES, INC.		584.57	6,855.01
10-402-4100	Mechanics Contract Services					212,792.49	13,611.71	226,404.20
Post Date	Packet Number	Source Transaction	Pmt Number	Description	Vendor	Project Account	Amount	Running Balance
10/06/2023	POPKT10954	SWO020912-1	102334	Grove crane repair	VEN01368 - MGX EQUIPMENT SERVICES, LLC.		4,989.53	217,782.02
10/19/2023	POPKT11018	196262.1	102382	Install post aeration gates	0830 - WAGSTAFF CRANE SERVICE		1,000.00	218,782.02
10/19/2023	POPKT11018	196262.1	102382	THE PRICE IS HIGHER THAN BUDGETED	0830 - WAGSTAFF CRANE SERVICE		115.00	218,897.02
10/23/2023	APPKT02731	196616.1	102453	90 TON, MOB IN AND OUT	0830 - WAGSTAFF CRANE SERVICE		920.00	219,817.02
10/31/2023	POPKT11098	416	2913	fabricate side screen nitrogen cover per...	0600 - R & S GUNN, INC.		1,187.18	221,004.20
10/31/2023	POPKT11098	416	2913	yard clean up per Chris wire pile	0600 - R & S GUNN, INC.		3,600.00	224,604.20
10/31/2023	POPKT11098	416	2913	fabricate side screen nitrogen cover per...	0600 - R & S GUNN, INC.		600.00	225,204.20
10/31/2023	POPKT11098	416	2913	glycol piping in ramp by warehouse	0600 - R & S GUNN, INC.		600.00	225,804.20
10/31/2023	POPKT11098	416	2913	3 W change valve	0600 - R & S GUNN, INC.		600.00	226,404.20
10-402-4300	Mechanics Telephone					2,122.57	365.23	2,487.80
Post Date	Packet Number	Source Transaction	Pmt Number	Description	Vendor	Project Account	Amount	Running Balance
10/12/2023	APPKT02716	660580680	102352	ACCT#90236455, SERVICE 9/12/23 TO 1...	0124 - CENTURYLIN		156.41	2,278.98
10/31/2023	GLPKT05623	JN05841		Verizon Jared Obrien			52.24	2,331.22
10/31/2023	GLPKT05623	JN05841		Verizon chris reilley			52.24	2,383.46
10/31/2023	GLPKT05623	JN05841		Verizon Jared Obrien			52.17	2,435.63
10/31/2023	GLPKT05623	JN05841		Verizon chris reilley			52.17	2,487.80
10-402-6200	Mechanics Tools & Small Equipment					23,889.90	134.48	24,024.38
Post Date	Packet Number	Source Transaction	Pmt Number	Description	Vendor	Project Account	Amount	Running Balance
10/17/2023	POPKT11018	9873573068	2879	3/4"x 8" hammer drill bit SDS plus shank	0827 - GRAINGER		34.73	23,924.63
10/31/2023	POPKT11113	INV0015441	DFT0001928	3 1/2 gal bucket home depot Store SKU ...	0784 - US BANK		59.88	23,984.51

Detail Report

Date Range: 10/01/2023 - 10/31/2023

Account	Name					Beginning Balance	Total Activity	Ending Balance	
10-402-6200					Mechanics Tools & Small Equipment - Continued		23,889.90	134.48	24,024.38
Post Date	Packet Number	Source Transaction	Pmt Number	Description	Vendor	Project Account	Amount	Running Balance	
10/31/2023	POPKT11113	INV0015442	DFT0001928	Amazon flashlights pen light , adjustable ..	0784 - US BANK		19.94	24,004.45	
10/31/2023	POPKT11113	INV0015442	DFT0001928	Amazon flashlights pen light , adjustable ..	0784 - US BANK		19.93	24,024.38	
10-402-6300					Mechanics Vehicles Maintenance		7,913.26	1,985.32	9,898.58
Post Date	Packet Number	Source Transaction	Pmt Number	Description	Vendor	Project Account	Amount	Running Balance	
10/12/2023	POPKT11030	682452	102359	NAPA OE Quality 3057 Miniature Bulb P...	0282 - GENUINE PARTS CO.		2.29	7,915.55	
10/12/2023	POPKT11030	682548	102359	NAPA OE Quality 3057 Miniature Bulb P...	0282 - GENUINE PARTS CO.		2.29	7,917.84	
10/12/2023	POPKT11098	2723-450446	102440	NAPA Gold Air Filter Part #FIL 2487	VEN01278 - O'REILLY AUTO PARTS		23.75	7,941.59	
10/16/2023	POPKT11030	683706	102359	NAPA PROFORMER Light Bulb Part #: A...	0282 - GENUINE PARTS CO.		1.49	7,943.08	
10/16/2023	POPKT11030	683761	102359	Castrol EDGE Motor Oil 5W30 1Qt Part #...	0282 - GENUINE PARTS CO.		65.61	8,008.69	
10/16/2023	POPKT11030	683761	102359	K&N Oil Filter Spin-On Part #: BK HP1017	0282 - GENUINE PARTS CO.		15.99	8,024.68	
10/16/2023	POPKT11030	683761	102359	NAPA Gold Air Filter Part #: FIL 2487	0282 - GENUINE PARTS CO.		31.99	8,056.67	
10/17/2023	POPKT11018	97656039	102362	1001162663 JLG hydraulic filter element	0305 - H & E EQUIPMENT SERVICES LLC		146.10	8,202.77	
10/17/2023	POPKT11018	97656039	102362	1001218996 JLG HVAC FRESH AIR filter e...	0305 - H & E EQUIPMENT SERVICES LLC		159.41	8,362.18	
10/17/2023	POPKT11018	97656039	102362	1001081375 JLG cab air filter element	0305 - H & E EQUIPMENT SERVICES LLC		142.36	8,504.54	
10/18/2023	POPKT11030	684520	102359	K&N Oil Filter Spin-On Part #: BK HP1017	0282 - GENUINE PARTS CO.		15.99	8,520.53	
10/18/2023	POPKT11030	684520	102359	Castrol EDGE Motor Oil 5W30 5 Qt Part ...	0282 - GENUINE PARTS CO.		39.49	8,560.02	
10/23/2023	POPKT11030	674728	102359	NAPA H11 Headlight Bulb Part#:LMP BP...	0282 - GENUINE PARTS CO.		34.99	8,595.01	
10/23/2023	POPKT11030	676227	102359	20" Wiper Blade	0282 - GENUINE PARTS CO.		45.30	8,640.31	
10/23/2023	POPKT11030	676227	102359	26" Wiper Blade	0282 - GENUINE PARTS CO.		56.58	8,696.89	
10/23/2023	POPKT11030	676227	102359	24" Wiper Blade	0282 - GENUINE PARTS CO.		54.36	8,751.25	
10/23/2023	POPKT11030	676227	102359	22" Wiper Blade	0282 - GENUINE PARTS CO.		9.06	8,760.31	
10/23/2023	POPKT11030	676227	102359	18" Wiper Blade	0282 - GENUINE PARTS CO.		48.30	8,808.61	
10/23/2023	POPKT11030	676227	102359	16" Wiper Blade	0282 - GENUINE PARTS CO.		48.30	8,856.91	
10/23/2023	POPKT11030	676418	102359	22" Wiper Blade	0282 - GENUINE PARTS CO.		45.30	8,902.21	
10/23/2023	POPKT11030	676418	102359	20" Wiper Blade	0282 - GENUINE PARTS CO.		9.06	8,911.27	
10/23/2023	POPKT11030	676440	102359	NAPA Drivers Side Wiper Blade 22" Part ...	0282 - GENUINE PARTS CO.		4.66	8,915.93	
10/23/2023	POPKT11030	676440	102359	NAPA Pass Side Wiper Blade 20" Part #:...	0282 - GENUINE PARTS CO.		4.66	8,920.59	
10/25/2023	POPKT11048	0124933	102391	1CS of64oz Winterizing Additive for Die...	0170 - CRUS OIL INC.		81.04	9,001.63	
10/31/2023	GLPKT05623	JN05841		ken garff dodge truck fuel pump work			896.95	9,898.58	
10-402-6400					Mechanics Maintenance		431,307.53	160,235.76	591,543.29
Post Date	Packet Number	Source Transaction	Pmt Number	Description	Vendor	Project Account	Amount	Running Balance	
10/02/2023	POPKT10865	702165	102289	Red Valve Actuator Repair Kits	0610 - RED VALVE CO., INC.		870.52	432,178.05	
10/02/2023	POPKT10865	9856962759	2841	Woods #6JS coupling spider	0827 - GRAINGER		75.12	432,253.17	
10/02/2023	POPKT10865	S10-23-7	2850	3" Sch 80 PVC Flange/ Slip	0529 - PIPE VALVE AND FITTING CO.		43.00	432,296.17	
10/02/2023	POPKT10865	S10-23-7	2850	3" Flange Gasket Buna	0529 - PIPE VALVE AND FITTING CO.		15.20	432,311.37	
10/02/2023	POPKT10865	S10-23-8	2850	1/2" copper pipe 40ft	0529 - PIPE VALVE AND FITTING CO.		156.80	432,468.17	
10/02/2023	POPKT10865	S10-23-8	2850	3/4" x 1/2" copper slip reducer	0529 - PIPE VALVE AND FITTING CO.		12.06	432,480.23	
10/02/2023	POPKT10865	S9-23-158	2850	PINTS 711 GRAY CEMENT PVC	0529 - PIPE VALVE AND FITTING CO.		74.76	432,554.99	
10/02/2023	POPKT10865	S9-23-158	2850	3/4" GALV 90 DEG ELL	0529 - PIPE VALVE AND FITTING CO.		10.88	432,565.87	
10/02/2023	POPKT10865	S9-23-158	2850	3/4" X 6" STD GALV NIPPLE	0529 - PIPE VALVE AND FITTING CO.		25.08	432,590.95	

Detail Report

Date Range: 10/01/2023 - 10/31/2023

Account	Name					Beginning Balance	Total Activity	Ending Balance
<u>10-402-6400</u>	Mechanics Maintenance - Continued					431,307.53	160,235.76	591,543.29
Post Date	Packet Number	Source Transaction	Pmt Number	Description	Vendor	Project Account	Amount	Running Balance
10/02/2023	POPKT10865	S9-23-158	2850	1/2" X 6" GALV NIPPLE	0529 - PIPE VALVE AND FITTING CO.		12.92	432,603.87
10/02/2023	POPKT10865	S9-23-158	2850	2" GALV SQ HD PLUG	0529 - PIPE VALVE AND FITTING CO.		18.86	432,622.73
10/02/2023	POPKT10865	S9-23-158	2850	2" SPEARS # 806-020 SCH 80 PVC SLIP 90..	0529 - PIPE VALVE AND FITTING CO.		41.10	432,663.83
10/02/2023	POPKT10865	S9-23-158	2850	3/8" X 1-1/2" GALV NIPPLE	0529 - PIPE VALVE AND FITTING CO.		13.32	432,677.15
10/02/2023	POPKT10865	S9-23-158	2850	3/8" THRD TEE 316 SS	0529 - PIPE VALVE AND FITTING CO.		36.18	432,713.33
10/02/2023	POPKT10865	S9-23-158	2850	1-1/2" GALV SQ HD PLUG	0529 - PIPE VALVE AND FITTING CO.		29.72	432,743.05
10/02/2023	POPKT10865	S9-23-158	2850	2" SPEARS # 801-020 SCH 80 PVC SLIP T...	0529 - PIPE VALVE AND FITTING CO.		86.32	432,829.37
10/02/2023	POPKT10865	S9-23-158	2850	1/2" 316 SS THRD STREET 90 DEG ELL	0529 - PIPE VALVE AND FITTING CO.		21.45	432,850.82
10/02/2023	POPKT10865	S9-23-158	2850	3/4" DIXON # TTB75 TEFLON TAPE ROLL	0529 - PIPE VALVE AND FITTING CO.		46.40	432,897.22
10/02/2023	POPKT10865	S9-23-158	2850	2" GALV CAP	0529 - PIPE VALVE AND FITTING CO.		34.92	432,932.14
10/02/2023	POPKT10865	S9-23-158	2850	1/2" X 3-1/2" GALV NIPPLE	0529 - PIPE VALVE AND FITTING CO.		9.48	432,941.62
10/02/2023	POPKT10865	S9-23-158	2850	1-1/4" SPEARS # 897-012 SCH 80 PVC SL...	0529 - PIPE VALVE AND FITTING CO.		71.76	433,013.38
10/02/2023	POPKT10865	S9-23-158	2850	1/2" DIXON # TTB50 TEFLON TAPE ROLL	0529 - PIPE VALVE AND FITTING CO.		30.00	433,043.38
10/02/2023	POPKT10865	S9-23-158	2850	1" X CL XH BLACK NIPPLE	0529 - PIPE VALVE AND FITTING CO.		29.10	433,072.48
10/02/2023	POPKT10865	S9-23-158	2850	2" GALV UNION	0529 - PIPE VALVE AND FITTING CO.		216.80	433,289.28
10/02/2023	POPKT10865	S9-23-158	2850	PINTS P-70 CLEAR PRIMER	0529 - PIPE VALVE AND FITTING CO.		69.08	433,358.36
10/02/2023	POPKT10865	S9-23-158	2850	3/8" THRD 316 SS CAP	0529 - PIPE VALVE AND FITTING CO.		14.10	433,372.46
10/02/2023	POPKT10865	S9-23-158	2850	1/2" X 4" GALV NIPPLE	0529 - PIPE VALVE AND FITTING CO.		9.48	433,381.94
10/02/2023	POPKT10865	S9-23-158	2850	1-1/2" SPEARS # 835-015 FNPT X SLIP A...	0529 - PIPE VALVE AND FITTING CO.		75.12	433,457.06
10/02/2023	POPKT10865	S9-23-158	2850	1" 150# THRD TEE 316SS	0529 - PIPE VALVE AND FITTING CO.		22.64	433,479.70
10/02/2023	POPKT10865	S9-23-158	2850	1/2" X 10" GALV NIPPLE	0529 - PIPE VALVE AND FITTING CO.		27.08	433,506.78
10/02/2023	POPKT10865	S9-23-158	2850	3/4" GALV UNION	0529 - PIPE VALVE AND FITTING CO.		61.10	433,567.88
10/02/2023	POPKT10892	6773	2838	20% of Lighting upgrade for Headworks,...	VEN01223 - DIVI ENERGY, LLC		15,098.81	448,666.69
10/02/2023	POPKT10892	6774	2838	30% of MaterialsLighting upgrade for H...	VEN01223 - DIVI ENERGY, LLC		14,059.73	462,726.42
10/02/2023	POPKT10892	S9-23-103	2850	24" Buna-N Full Face Gasket	0529 - PIPE VALVE AND FITTING CO.		118.80	462,845.22
10/02/2023	POPKT10936	INVUT-23-1433	102300	Grundfos Submersible SHP 730GPM pu...	0735 - TECH FLOW		15,508.21	478,353.43
10/03/2023	POPKT10865	216727	102301	3/4" X 2" SS NC CAP SCREW	0770 - UINTAH FASTENERS & SUPPLY		50.00	478,403.43
10/03/2023	POPKT10865	216727	102301	3/4" EXTERNAL TYPE E SNAP RING	0770 - UINTAH FASTENERS & SUPPLY		25.00	478,428.43
10/03/2023	POPKT10865	216727	102301	7/16" X 1 1/2" SS NC CAP SCREW	0770 - UINTAH FASTENERS & SUPPLY		34.00	478,462.43
10/03/2023	POPKT10865	216727	102301	7/16" X 2" SS NC CAP SCREW	0770 - UINTAH FASTENERS & SUPPLY		41.50	478,503.93
10/03/2023	POPKT10865	216727	102301	1/4" SS FLAT WASHER	0770 - UINTAH FASTENERS & SUPPLY		7.00	478,510.93
10/03/2023	POPKT10865	216727	102301	5/8" SS NC HEX NUT	0770 - UINTAH FASTENERS & SUPPLY		45.00	478,555.93
10/03/2023	POPKT10865	216727	102301	7/16" X 1" SS NC CAP SCREW	0770 - UINTAH FASTENERS & SUPPLY		26.50	478,582.43
10/03/2023	POPKT10865	216727	102301	#8 X 3/4" ZP PAN PHIL TAP SC	0770 - UINTAH FASTENERS & SUPPLY		5.00	478,587.43
10/03/2023	POPKT10865	216727	102301	1/4" X 1 1/4" SS NC CAP SCREW	0770 - UINTAH FASTENERS & SUPPLY		16.00	478,603.43
10/03/2023	POPKT10865	216727	102301	5/16" SS FLAT WASHERER	0770 - UINTAH FASTENERS & SUPPLY		8.00	478,611.43
10/03/2023	POPKT10865	216727	102301	5/8" X 2" SS NC CAP SCREW	0770 - UINTAH FASTENERS & SUPPLY		75.00	478,686.43
10/03/2023	POPKT10865	216727	102301	5/8" ZP FLAT WASHER	0770 - UINTAH FASTENERS & SUPPLY		20.00	478,706.43
10/03/2023	POPKT10865	216727	102301	1/2" X 1" SS NC CAP SCREW	0770 - UINTAH FASTENERS & SUPPLY		37.50	478,743.93
10/03/2023	POPKT10865	216727	102301	3/8" SS FLAT WASHER	0770 - UINTAH FASTENERS & SUPPLY		10.00	478,753.93
10/03/2023	POPKT10865	216727	102301	3/4" X 2 1/2" SS NC CAP SCREW	0770 - UINTAH FASTENERS & SUPPLY		39.75	478,793.68
10/03/2023	POPKT10865	216727	102301	1/2" ZP FLAT WASHER	0770 - UINTAH FASTENERS & SUPPLY		10.00	478,803.68

Detail Report

Date Range: 10/01/2023 - 10/31/2023

Account	Name					Beginning Balance	Total Activity	Ending Balance
10-402-6400	Mechanics Maintenance - Continued					431,307.53	160,235.76	591,543.29
Post Date	Packet Number	Source Transaction	Pmt Number	Description	Vendor	Project Account	Amount	Running Balance
10/03/2023	POPKT10865	216727	102301	7/32 X 2" ROLL PIN	0770 - UINTAH FASTENERS & SUPPLY		25.00	478,828.68
10/03/2023	POPKT10865	216727	102301	COTTER HAIR PIN CLIP FOR HITCH PIN	0770 - UINTAH FASTENERS & SUPPLY		25.00	478,853.68
10/03/2023	POPKT10865	216727	102301	#14 X 1" ZP PHIL PAN TAP SCS	0770 - UINTAH FASTENERS & SUPPLY		20.00	478,873.68
10/03/2023	POPKT10865	216727	102301	5/16" X 1 1/2" SS NC SOC FLT CAP SCS	0770 - UINTAH FASTENERS & SUPPLY		25.00	478,898.68
10/03/2023	POPKT10865	216727	102301	3/4" X 1 1/2" SS NC CAP SCREW	0770 - UINTAH FASTENERS & SUPPLY		45.00	478,943.68
10/03/2023	POPKT10892	0121956	102266	PC r&o 150 drum	0170 - CRUS OIL INC.		1,194.54	480,138.22
10/03/2023	POPKT10892	S10-23-13	2850	1" x 1/2" copper slip reducers	0529 - PIPE VALVE AND FITTING CO.		52.62	480,190.84
10/03/2023	POPKT10892	S10-23-14	2850	1/2" check valve fnpt stainless	0529 - PIPE VALVE AND FITTING CO.		152.24	480,343.08
10/04/2023	APPKT02701	SC197234	102333	MECHANIC DEPT. PRINTER SERVICE	0425 - LES OLSON COMPANY		155.00	480,498.08
10/04/2023	POPKT11048	234169	102412	Spare drive for Primary clarifiers	VEN01466 - SENTRY EQUIPMENT CORP.		23,746.00	504,244.08
10/05/2023	POPKT10936	102367	102308	Warehouse Stock, BFP Braided hose	0860 - WESTERN INDUSTRIAL PRODUCTS		120.83	504,364.91
10/05/2023	POPKT11048	23-22501	102397	Z toe board clips large	VEN01310 - GOLDEN RAILINGS, INC.		250.00	504,614.91
10/05/2023	POPKT11048	23-22501	102397	Z toe board 240 feet	VEN01310 - GOLDEN RAILINGS, INC.		3,200.00	507,814.91
10/05/2023	POPKT11048	23-22501	102397	Z toe board splice	VEN01310 - GOLDEN RAILINGS, INC.		75.00	507,889.91
10/06/2023	POPKT10892	216861	102301	5/8" X 6"SS Powers anchors P/N# 07632	0770 - UINTAH FASTENERS & SUPPLY		217.00	508,106.91
10/09/2023	POPKT10936	9840367982	2841	Air regulator item # 4zm07	0827 - GRAINGER		27.97	508,134.88
10/09/2023	POPKT10936	S10-23-38	2850	1/2" MNPT x 1/2" Barbed stainless	0529 - PIPE VALVE AND FITTING CO.		186.80	508,321.68
10/09/2023	POPKT10936	S10-23-38	2850	1/2" Stainless ball valve	0529 - PIPE VALVE AND FITTING CO.		188.93	508,510.61
10/09/2023	POPKT10936	S10-23-38	2850	TYLOK # SS 1/2 tube x 1/2 tube x 1/2 M...	0529 - PIPE VALVE AND FITTING CO.		240.20	508,750.81
10/09/2023	POPKT10936	S10-23-38	2850	Swagelok 1/2 tube x 1/2 MNPT	0529 - PIPE VALVE AND FITTING CO.		164.16	508,914.97
10/10/2023	POPKT10892	UT01-00819327	102280	oil pump seal	0466 - MOTION INDUSTRIES, INC.		19.94	508,934.91
10/10/2023	POPKT10954	9865810429	2864	Woods Sleeve #5JS Split (32ZP64)	0827 - GRAINGER		76.50	509,011.41
10/10/2023	POPKT10984	283056275	2858	Seal assembly #008145	0028 - ALFA LAVAL INC.		4,630.33	513,641.74
10/10/2023	POPKT10984	702444	102341	REDVALVE Series 5200 Sleeve FOR STOCK	0610 - RED VALVE CO., INC.		2,790.65	516,432.39
10/10/2023	POPKT11030	1388641	102379	Granular Pramitol 5PS 25lb	0723 - STEVE REAGAN COMPANY		3,042.56	519,474.95
10/11/2023	POPKT10936	0232185	102264	Metro replacement scraper #TRE43242...	0160 - CONVEYORS AND EQUIPMENT		556.32	520,031.27
10/11/2023	POPKT10954	0121959	102322	55 gal drum propylene glycol	0170 - CRUS OIL INC.		444.40	520,475.67
10/11/2023	POPKT10954	0121959	102322	DRUM RENTAL	0170 - CRUS OIL INC.		90.00	520,565.67
10/11/2023	POPKT10984	17075985	2867	1 1/4" MDPE Electrofusion Coupling for...	0363 - ISCO INDUSTRIES, LLC		70.37	520,636.04
10/11/2023	POPKT10984	28561011231223	102316	us battery 8 volts	0075 - BATTERY SYSTEMS		774.12	521,410.16
10/11/2023	POPKT10984	9867852874	2864	HYD. BREATHERS	0827 - GRAINGER		139.28	521,549.44
10/11/2023	POPKT10984	9867852874	2864	FILLER BREATHERS HYD.	0827 - GRAINGER		51.00	521,600.44
10/11/2023	POPKT10984	S10-23-49	2868	2" 304 S.S. weld coupler	0529 - PIPE VALVE AND FITTING CO.		29.69	521,630.13
10/11/2023	POPKT10984	S10-23-49	2868	3" 304 S.S. weld coupler	0529 - PIPE VALVE AND FITTING CO.		111.92	521,742.05
10/11/2023	POPKT10984	UT01-00820950	102336	12x24x7 HMSA10 RG, SKF OIL SEAL	0466 - MOTION INDUSTRIES, INC.		19.57	521,761.62
10/11/2023	POPKT10984	UT01-00821205	102336	12x24x7 HMSA10 RG, SKF OIL SEAL	0466 - MOTION INDUSTRIES, INC.		39.04	521,800.66
10/11/2023	POPKT11098	2723-450303	102440	3/8" Heilcoil thread repair kit	VEN01278 - O'REILLY AUTO PARTS		32.99	521,833.65
10/12/2023	POPKT10954	54106	102335	? B008MG3AJC Sloan Control Stop Repai...	0432 - M-ONE SPECIALTIES, INC.		62.64	521,896.29
10/12/2023	POPKT10984	0123351	102322	universal formula antifreeze/ coolant 5...	0170 - CRUS OIL INC.		605.40	522,501.69
10/12/2023	POPKT10984	01848419	102332	1/2" clear plastic hose 60 ft	0325 - HOSE & RUBBER SUPPLY		52.20	522,553.89
10/12/2023	POPKT10984	215234	102338	WO#000046 jacked up HD degreaser Co...	0496 - NUTECH SPECIALTIES, INC		356.60	522,910.49
10/12/2023	POPKT10984	9869016254	2864	Garden hose to barb fitting P/N# 20XP82	0827 - GRAINGER		34.32	522,944.81

Detail Report

Date Range: 10/01/2023 - 10/31/2023

Account	Name					Beginning Balance	Total Activity	Ending Balance
10-402-6400	Mechanics Maintenance - Continued					431,307.53	160,235.76	591,543.29
Post Date	Packet Number	Source Transaction	Pmt Number	Description	Vendor	Project Account	Amount	Running Balance
10/16/2023	POPKT10984	240611	102346	2 X 2 X 1/4 ANGLE	0838 - WASATCH STEEL		75.80	523,020.61
10/16/2023	POPKT10984	240611	102346	3/16 4' X 8' PLATE	0838 - WASATCH STEEL		916.48	523,937.09
10/16/2023	POPKT10984	9871314630	2864	Woods Sleeve #5JS Split (32ZP64)	0827 - GRAINGER		25.50	523,962.59
10/16/2023	POPKT11030	101544530	102365	#10 ALL SS HD HOSE CLAMP	0410 - KIMBALL MIDWEST		17.20	523,979.79
10/16/2023	POPKT11030	101544530	102365	#8 ALL SS HD HOSE CLAMP	0410 - KIMBALL MIDWEST		15.80	523,995.59
10/16/2023	POPKT11030	101544530	102365	3/4 SS CLOSE NIPPLE	0410 - KIMBALL MIDWEST		21.24	524,016.83
10/16/2023	POPKT11030	101544530	102365	#28 ALL SS HD HOSE CLAMP	0410 - KIMBALL MIDWEST		21.30	524,038.13
10/16/2023	POPKT11030	101544530	102365	15A MINI FUSE	0410 - KIMBALL MIDWEST		8.80	524,046.93
10/16/2023	POPKT11030	101544530	102365	#52 ALL SS HD HOSE CLAMP	0410 - KIMBALL MIDWEST		31.40	524,078.33
10/16/2023	POPKT11030	101544530	102365	#16 ALL SS HD HOSE CLAMP	0410 - KIMBALL MIDWEST		17.20	524,095.53
10/16/2023	POPKT11030	101544530	102365	1/4-1/8 MALE CONN	0410 - KIMBALL MIDWEST		32.60	524,128.13
10/16/2023	POPKT11030	101544530	102365	#32 ALL SS HD HOSE CLAMP	0410 - KIMBALL MIDWEST		23.30	524,151.43
10/16/2023	POPKT11030	101544530	102365	3/16X8 BLK CABLE TIE	0410 - KIMBALL MIDWEST		19.91	524,171.34
10/16/2023	POPKT11030	101544530	102365	#56 ALL SS HD HOSE CLAMP	0410 - KIMBALL MIDWEST		35.70	524,207.04
10/16/2023	POPKT11030	101544530	102365	11/64 SUPER PRIM DRILL	0410 - KIMBALL MIDWEST		13.41	524,220.45
10/16/2023	POPKT11030	101544530	102365	19/64 SUPER PRIM DRILL	0410 - KIMBALL MIDWEST		42.44	524,262.89
10/16/2023	POPKT11030	101544530	102365	5/16X15-1/4 BLK CABLE TIE	0410 - KIMBALL MIDWEST		26.90	524,289.79
10/16/2023	POPKT11030	101544530	102365	1/4 BRASS INSERT	0410 - KIMBALL MIDWEST		11.48	524,301.27
10/16/2023	POPKT11030	101544530	102365	29/64 SUPER PRIM DRILL	0410 - KIMBALL MIDWEST		49.60	524,350.87
10/16/2023	POPKT11030	101544530	102365	7/16 SUPER PRIM DRILL	0410 - KIMBALL MIDWEST		132.06	524,482.93
10/16/2023	POPKT11030	101544530	102365	#20 ALL SS HD HOSE CLAMP	0410 - KIMBALL MIDWEST		20.80	524,503.73
10/16/2023	POPKT11030	101544530	102365	1/4 BRASS SLEEVE	0410 - KIMBALL MIDWEST		12.44	524,516.17
10/16/2023	POPKT11030	101544530	102365	#12 ALL SS HD HOSE CLAMP	0410 - KIMBALL MIDWEST		17.20	524,533.37
10/16/2023	POPKT11030	101544530	102365	BRASS SLEEVE	0410 - KIMBALL MIDWEST		20.12	524,553.49
10/16/2023	POPKT11030	101544530	102365	3/16 SUPER PRIM DRILL	0410 - KIMBALL MIDWEST		65.52	524,619.01
10/16/2023	POPKT11030	101544530	102365	#24 ALL SS HD HOSE CLAMP	0410 - KIMBALL MIDWEST		20.80	524,639.81
10/16/2023	POPKT11030	283057359	2877	AS004488 SEAL,HORIZ.WASHBOX	0028 - ALFA LAVAL INC.		634.50	525,274.31
10/17/2023	POPKT11018	9873573076	2879	35MP17 Rope: 3/8 in Rope Dia 500ft	0827 - GRAINGER		211.95	525,486.26
10/17/2023	POPKT11030	9311004914	102366	240G Cloth Roll PT# 85677A	0419 - LAWSON PRODUCTS, INC.		24.33	525,510.59
10/17/2023	POPKT11030	9311004914	102366	320G Cloth Roll PT#85676A	0419 - LAWSON PRODUCTS, INC.		24.33	525,534.92
10/17/2023	POPKT11030	9311004914	102366	½ Air coupling PT#11937	0419 - LAWSON PRODUCTS, INC.		46.60	525,581.52
10/17/2023	POPKT11030	9311004914	102366	Cable ties PT#94609	0419 - LAWSON PRODUCTS, INC.		1.11	525,582.63
10/17/2023	POPKT11030	9311004914	102366	120G Cloth Roll PT# 85680A	0419 - LAWSON PRODUCTS, INC.		24.34	525,606.97
10/17/2023	POPKT11030	9311004914	102366	Cable ties PT#94613	0419 - LAWSON PRODUCTS, INC.		9.76	525,616.73
10/17/2023	POPKT11030	9311004914	102366	180G Cloth Roll PT#85678A	0419 - LAWSON PRODUCTS, INC.		22.72	525,639.45
10/17/2023	POPKT11030	9311004914	102366	Cable ties PT#94610	0419 - LAWSON PRODUCTS, INC.		2.31	525,641.76
10/17/2023	POPKT11030	9311004914	102366	½ Air coupling PT#11937	0419 - LAWSON PRODUCTS, INC.		46.60	525,688.36
10/17/2023	POPKT11030	9311004914	102366	80 Cloth Roll PT#85682A	0419 - LAWSON PRODUCTS, INC.		46.84	525,735.20
10/17/2023	POPKT11030	9311004914	102366	Cable ties PT#94611	0419 - LAWSON PRODUCTS, INC.		4.36	525,739.56
10/17/2023	POPKT11030	9311004914	102366	Cable ties PT#57409	0419 - LAWSON PRODUCTS, INC.		13.34	525,752.90
10/17/2023	POPKT11030	9311004914	102366	¼ Air Coupler PT#11914	0419 - LAWSON PRODUCTS, INC.		66.40	525,819.30
10/17/2023	POPKT11030	9311004914	102366	100G Cloth Roll PT# 85681A	0419 - LAWSON PRODUCTS, INC.		23.45	525,842.75

Detail Report

Date Range: 10/01/2023 - 10/31/2023

Account		Name				Beginning Balance	Total Activity	Ending Balance
<u>10-402-6400</u>		Mechanics Maintenance - Continued				431,307.53	160,235.76	591,543.29
Post Date	Packet Number	Source Transaction	Pmt Number	Description	Vendor	Project Account	Amount	Running Balance
10/17/2023	POPKT11030	9311004914	102366	Cable ties PT#57413	0419 - LAWSON PRODUCTS, INC.		32.00	525,874.75
10/18/2023	APPKT02701	1218	102345	FLEET CARD - CAR WASH	0791 - UAS, LLC		72.00	525,946.75
10/18/2023	POPKT11018	43805	102356	Gorman Rupp Part #38514-563	0186 - DC FROST ASSOCIATES, INC		1,559.77	527,506.52
10/19/2023	POPKT11018	0013157444-001	102355	1 1/4 coupler sch 80	0158 - CONELY COMPANY		26.98	527,533.50
10/19/2023	POPKT11018	0013157444-001	102355	1 1/4 sch 80 pipe	0158 - CONELY COMPANY		34.26	527,567.76
10/19/2023	POPKT11018	9876370223	2879	Silicone Lubricant - Super Lube (436P94)	0827 - GRAINGER		180.48	527,748.24
10/19/2023	POPKT11018	9876370223	2879	Loctite LB C5-A Item # 5E203	0827 - GRAINGER		110.40	527,858.64
10/19/2023	POPKT11018	UT01-00821625	102369	Chain & Cable Lube FOR STOCK	0466 - MOTION INDUSTRIES, INC.		246.60	528,105.24
10/19/2023	POPKT11030	9877183617	2879	lock out hasps for stock 1.5"	0827 - GRAINGER		13.37	528,118.61
10/19/2023	POPKT11030	9877183617	2879	lock out hasps for stock 1"	0827 - GRAINGER		36.12	528,154.73
10/23/2023	APPKT02712	38978270	2882	CYLINDER RENT, HIGH PRESSURE	0541 - LINDE GAS & EQUIPMENT INC.		357.80	528,512.53
10/23/2023	APPKT02712	5502724239	2875	ACETYLENE, NITROGEN, ARGON	0024 - AIRGAS USA, LLC		53.40	528,565.93
10/23/2023	POPKT11048	0124522	102391	5 Gal Pale PC R&O 46	0170 - CRUS OIL INC.		111.72	528,677.65
10/23/2023	POPKT11048	UT01-00821899	102402	39245 lip seal	0466 - MOTION INDUSTRIES, INC.		37.30	528,714.95
10/23/2023	POPKT11048	UT01-00821899	102402	752d race	0466 - MOTION INDUSTRIES, INC.		640.02	529,354.97
10/23/2023	APPKT02731	38989020	2910	CYLINDER RENT - 9/20/23 TO 10/20/23	0541 - LINDE GAS & EQUIPMENT INC.		869.09	530,224.06
10/24/2023	POPKT11048	9881483938	2892	1/8" npt x 1/8" tubing barb 90	0827 - GRAINGER		35.40	530,259.46
10/24/2023	POPKT11048	9881483938	2892	1/8" npt x 1/8" tubing barb tee	0827 - GRAINGER		30.50	530,289.96
10/24/2023	POPKT11048	9881483953	2892	39AP05 Duck Butter	0827 - GRAINGER		45.36	530,335.32
10/24/2023	POPKT11048	UT01-00821953	102402	29184 lip seal	0466 - MOTION INDUSTRIES, INC.		72.39	530,407.71
10/24/2023	POPKT11048	UT01-00821989	102402	#6206-2RS bearing	0466 - MOTION INDUSTRIES, INC.		103.51	530,511.22
10/25/2023	APPKT02716	179077 02	2883	HARD COPPER TUBE	0663 - SALT LAKE WINDUSTRIAL CO.		547.39	531,058.61
10/25/2023	POPKT11048	23-2296	102392	801507-09 Nitrile Lip Seal (Line side)	0189 - DELCO WESTERN		396.06	531,454.67
10/25/2023	POPKT11048	23-2296	102392	966306-00 Shims	0189 - DELCO WESTERN		994.62	532,449.29
10/25/2023	POPKT11048	23-2296	102392	801507-07 Lock Washer	0189 - DELCO WESTERN		195.27	532,644.56
10/25/2023	POPKT11048	23-2296	102392	801841-42 Grub Screw	0189 - DELCO WESTERN		91.33	532,735.89
10/25/2023	POPKT11048	23-2296	102392	801507-10 Nitrile Lip Seal (Thrust)	0189 - DELCO WESTERN		177.02	532,912.91
10/25/2023	POPKT11048	23-2296	102392	801507-04 Lower Bearing with Race	0189 - DELCO WESTERN		3,285.10	536,198.01
10/25/2023	POPKT11048	23-2296	102392	801507-05 Upper Bearing with Race	0189 - DELCO WESTERN		5,177.82	541,375.83
10/25/2023	POPKT11048	23-2296	102392	PART # 388679-07 GREASE RETAINER	0189 - DELCO WESTERN		594.14	541,969.97
10/25/2023	POPKT11048	241591	102415	Square tubing 1-1/2" x 1-1/2" --1/8" wa..	0838 - WASATCH STEEL		247.00	542,216.97
10/25/2023	POPKT11048	9882927446	2892	8210G009 solenoid grainger# 5LU15	0827 - GRAINGER		310.46	542,527.43
10/25/2023	POPKT11048	UT01-00822038	102402	759 bearing	0466 - MOTION INDUSTRIES, INC.		454.93	542,982.36
10/25/2023	POPKT11048	UT01-00822146	102402	#6208 z/c3 bearing	0466 - MOTION INDUSTRIES, INC.		197.60	543,179.96
10/26/2023	POPKT11048	0125156	102391	RV Antifreeze 55 gal drum	0170 - CRUS OIL INC.		222.20	543,402.16
10/26/2023	POPKT11048	0125156	102391	DRUM RETURN	0170 - CRUS OIL INC.		-40.00	543,362.16
10/26/2023	POPKT11048	0125156	102391	DRUM SALE/RV ANTIFREE	0170 - CRUS OIL INC.		45.00	543,407.16
10/26/2023	POPKT11048	S10-23-141	2897	3" Butterfly valve, epdm seat, lug style	0529 - PIPE VALVE AND FITTING CO.		552.28	543,959.44
10/26/2023	POPKT11048	UT01-00822161	102402	#6208 NR/C3 bearing	0466 - MOTION INDUSTRIES, INC.		293.85	544,253.29
10/27/2023	POPKT11048	0202227--IN	102390	# 1452-1X2 packing set	0155 - COMPRESSOR PUMP		172.00	544,425.29
10/27/2023	POPKT11048	0202227--IN	102390	# 1490-X conn. rod assy.	0155 - COMPRESSOR PUMP		1,282.00	545,707.29
10/27/2023	POPKT11048	0202227--IN	102390	#1773 piston ring	0155 - COMPRESSOR PUMP		168.00	545,875.29

Detail Report

Date Range: 10/01/2023 - 10/31/2023

Account		Name				Beginning Balance	Total Activity	Ending Balance
<u>10-402-6400</u>		Mechanics Maintenance - Continued				431,307.53	160,235.76	591,543.29
Post Date	Packet Number	Source Transaction	Pmt Number	Description	Vendor	Project Account	Amount	Running Balance
10/27/2023	POPKT11048	0202227--IN	102390	#3855 oil seal NEW PART # 4438	0155 - COMPRESSOR PUMP		92.00	545,967.29
10/27/2023	POPKT11048	0202227--IN	102390	# 1482 lock nut BOX OF 10	0155 - COMPRESSOR PUMP		44.00	546,011.29
10/27/2023	POPKT11048	0202227--IN	102390	# 1528 shim washer BOX OF 30	0155 - COMPRESSOR PUMP		90.00	546,101.29
10/27/2023	POPKT11048	0202227--IN	102390	# 1776 ring expander	0155 - COMPRESSOR PUMP		26.00	546,127.29
10/27/2023	POPKT11048	0202227--IN	102390	#1500 bearing cup	0155 - COMPRESSOR PUMP		134.00	546,261.29
10/27/2023	POPKT11048	0202227--IN	102390	# 1496 wrist pin	0155 - COMPRESSOR PUMP		172.00	546,433.29
10/27/2023	POPKT11048	0202227--IN	102390	# 1528-1 shim washer thin BOX OF 10	0155 - COMPRESSOR PUMP		59.00	546,492.29
10/27/2023	POPKT11048	0202227--IN	102390	# 1481 head gasket	0155 - COMPRESSOR PUMP		198.00	546,690.29
10/27/2023	POPKT11048	0202227--IN	102390	# 1501 bearing cone	0155 - COMPRESSOR PUMP		251.00	546,941.29
10/27/2023	POPKT11048	0202227--IN	102390	# 1503 bearing cone	0155 - COMPRESSOR PUMP		230.00	547,171.29
10/27/2023	POPKT11048	0202227--IN	102390	# 1498 retainer ring	0155 - COMPRESSOR PUMP		28.00	547,199.29
10/27/2023	POPKT11048	0202227--IN	102390	# 1483 lock pin	0155 - COMPRESSOR PUMP		6.00	547,205.29
10/27/2023	POPKT11048	0202227--IN	102390	#1527 thrust washer BOX OF 10	0155 - COMPRESSOR PUMP		150.00	547,355.29
10/27/2023	POPKT11048	0202227--IN	102390	#1502 bearing cup	0155 - COMPRESSOR PUMP		132.00	547,487.29
10/30/2023	POPKT11048	110805	102398	2110106501 outboard bearing housing	0313 - HAYWARD GORDON		1,955.52	549,442.81
10/30/2023	POPKT11048	9887500982	2892	39AP05 Duck Butter	0827 - GRAINGER		22.68	549,465.49
10/30/2023	POPKT11098	0125412	102431	RV Antifreeze 55 Gal Drum	0170 - CRUS OIL INC.		467.35	549,932.84
10/30/2023	POPKT11098	16465	2915	5 1/8" DIAMETER BALL URETHANE FOR 4..	0808 - UTILITY MANAGEMENT SYSTEM		1,360.14	551,292.98
10/30/2023	POPKT11098	16465	2915	4" Ball Seat-Neoprene Part # 400-00N-2...	0808 - UTILITY MANAGEMENT SYSTEM		233.78	551,526.76
10/30/2023	POPKT11098	16465	2915	4" Check Valve Cover Gasket-Neoprene ...	0808 - UTILITY MANAGEMENT SYSTEM		675.00	552,201.76
10/30/2023	APPKT02731	280059756	2912	FLAT REPAIR - 2020 TRAILER	0556 - PURCELL TIRE AND SERVICE CENTER		53.50	552,255.26
10/31/2023	GLPKT05601	JN05834		Account Correction			36,225.00	588,480.26
10/31/2023	POPKT11048	217584	102413	SS rod and clevis kit	0770 - UINTAH FASTENERS & SUPPLY		670.00	589,150.26
10/31/2023	POPKT11048	2719121	102395	concrete for compost	0281 - GENEVA ROCK PRODUCTS INC.		1,217.46	590,367.72
10/31/2023	POPKT11048	9884417560	2892	4pnl9 SS	0827 - GRAINGER		83.64	590,451.36
10/31/2023	POPKT11098	0121033	102431	5 gal pale PC TurboFlo R&O 46	0170 - CRUS OIL INC.		154.66	590,606.02
10/31/2023	GLPKT05623	JN05841		amazon shelves for bathroom			165.36	590,771.38
10/31/2023	GLPKT05623	JN05841		sl id valve fitting hyd. Power unit			16.20	590,787.58
10/31/2023	GLPKT05623	JN05841		lifetime products tables			109.96	590,897.54
10/31/2023	GLPKT05623	JN05841		homedepot ladder			84.97	590,982.51
10/31/2023	GLPKT05623	JN05841		glens key			19.40	591,001.91
10/31/2023	GLPKT05623	JN05841		water specialties			18.00	591,019.91
10/31/2023	GLPKT05623	JN05841		homedepot black mulch			73.55	591,093.46
10/31/2023	POPKT11112	591428	102419	Caster wheel #5.00006.649.7	0004 - A-1 CASTERS		22.68	591,116.14
10/31/2023	POPKT11113	INV0015438	DFT0001928	CASEMATIX 12" Case ASIN: B0170RIRVY	0784 - US BANK		28.99	591,145.13
10/31/2023	POPKT11113	INV0015446	DFT0001928	SKU-KITS0063 Yamaha 3-Pin Diamond C...	0784 - US BANK		99.96	591,245.09
10/31/2023	POPKT11113	INV0015447	DFT0001928	ASIN- B07FMKTQLM Steering Box Ass...	0784 - US BANK		66.54	591,311.63
10/31/2023	POPKT11113	INV0015448	DFT0001928	S-19419 30 Gal. Drum Open Top, Natural	0784 - US BANK		231.66	591,543.29
<u>10-402-7070</u>		Mechanics Pay-As-You-Go				1,233,927.06	140,163.36	1,374,090.42
Post Date	Packet Number	Source Transaction	Pmt Number	Description	Vendor	Project Account	Amount	Running Balance
10/09/2023	APPKT02692	20150-8003044.2	2857	SECONDARY SCUM MANHOLE	0026 - ALDER CONSTRUCTION	Primary & Secondary C..	4,840.75	1,238,767.81

Detail Report

Date Range: 10/01/2023 - 10/31/2023

Account		Name				Beginning Balance	Total Activity	Ending Balance
10-402-7070		Mechanics Pay-As-You-Go - Continued				1,233,927.06	140,163.36	1,374,090.42
Post Date	Packet Number	Source Transaction	Pmt Number	Description	Vendor	Project Account	Amount	Running Balance
10/16/2023	POPKT11048	IV-531546	102384	1" X 4" X 144.0000" SS FLATBAR	0021 - AFFILIATED METALS	Primary & Secondary C..	1,336.61	1,240,104.42
10/17/2023	POPKT11017	IV-449582	102364	FLANGE BEAM 6 X 20# X 20'	VEN01208 - INTSEL STEEL WEST, LLC	Primary & Secondary C..	461.00	1,240,565.42
10/25/2023	POPKT11068	INV0015377	DFT0001926	Used 2021 FORD Utility Truck - Service T...	VEN01490 - PREMIER TURCK RENTAL	Mechanics Trucks 2023	137,500.00	1,378,065.42
10/31/2023	GLPKT05601	JN05834		Account Correction		Primary & Secondary C..	-36,225.00	1,341,840.42
10/31/2023	POPKT11098	416	2913	secondary clarifier #5 fabricate	0600 - R & S GUNN, INC.	Primary & Secondary C..	24,270.00	1,366,110.42
10/31/2023	POPKT11098	416	2913	secondary clarifier #5 fabricate	0600 - R & S GUNN, INC.	Primary & Secondary C..	7,980.00	1,374,090.42
10-403-4001		Electrical Wages				401,828.87	32,494.14	434,323.01
Post Date	Packet Number	Source Transaction	Pmt Number	Description	Vendor	Project Account	Amount	Running Balance
10/12/2023	PYPKT01034	PYPKT01034 - 10/12/2...		PYPKT01034 - 10/12/2023 - Pay 10/12/...			15,924.87	417,753.74
10/25/2023	PYPKT01039	PYPKT01039 - 10/25/2...		PYPKT01039 - 10/25/2023 - Pay 10/25/...			16,569.27	434,323.01
10-403-4002		Electrical Overtime				3,498.45	542.35	4,040.80
Post Date	Packet Number	Source Transaction	Pmt Number	Description	Vendor	Project Account	Amount	Running Balance
10/12/2023	PYPKT01034	PYPKT01034 - 10/12/2...		PYPKT01034 - 10/12/2023 - Pay 10/12/...			208.86	3,707.31
10/25/2023	PYPKT01039	PYPKT01039 - 10/25/2...		PYPKT01039 - 10/25/2023 - Pay 10/25/...			333.49	4,040.80
10-403-4003		Electrical Retirement				100,192.03	8,199.12	108,391.15
Post Date	Packet Number	Source Transaction	Pmt Number	Description	Vendor	Project Account	Amount	Running Balance
10/12/2023	PYPKT01034	PYPKT01034 - 10/12/2...		PYPKT01034 - 10/12/2023 - Pay 10/12/...			4,003.43	104,195.46
10/25/2023	PYPKT01039	PYPKT01039 - 10/25/2...		PYPKT01039 - 10/25/2023 - Pay 10/25/...			4,195.69	108,391.15
10-403-4004		Electrical Benefits				89,214.02	8,602.76	97,816.78
Post Date	Packet Number	Source Transaction	Pmt Number	Description	Vendor	Project Account	Amount	Running Balance
10/01/2023	APPKT02688	OCT23-2687	2816	EMPLOYEE ASSISTANCE COVERAGE - OC...	0086 - BLOMQUIST HALE CONSULTING, INC.		29.51	89,243.53
10/12/2023	PYPKT01034	PYPKT01034 - 10/12/2...		PYPKT01034 - 10/12/2023 - Pay 10/12/...			4,305.64	93,549.17
10/25/2023	PYPKT01039	PYPKT01039 - 10/25/2...		PYPKT01039 - 10/25/2023 - Pay 10/25/...			4,267.61	97,816.78
10-403-4021		Electrical Uniforms				5,363.59	1,943.56	7,307.15
Post Date	Packet Number	Source Transaction	Pmt Number	Description	Vendor	Project Account	Amount	Running Balance
10/04/2023	APPKT02692	4169772245	102260	UNIFORMS - ELETRICAL DEPT.	0136 - CINTAS		263.34	5,626.93
10/11/2023	APPKT02701	4170472696	102320	UNIFORMS - ELECTRICAL DEPT.	0136 - CINTAS		101.90	5,728.83
10/16/2023	APPKT02701	4166326369	102320	UNIFORMS - ELECTRICAL DEPT.	0136 - CINTAS		124.52	5,853.35
10/18/2023	APPKT02712	4171198412	102354	UNIFORMS - ELECTRICAL DEPT.	0136 - CINTAS		101.90	5,955.25
10/25/2023	APPKT02731	4171923814	102430	UNIFORMS - ELECTRICAL DEPT.	0136 - CINTAS		101.90	6,057.15
10/27/2023	APPKT02733	1904352738	102430	ORDERED NEW UNIFORMS - MECHANIC...	0136 - CINTAS		1,250.00	7,307.15
10-403-4022		Electrical Travel and Learning				15,498.69	242.50	15,741.19
Post Date	Packet Number	Source Transaction	Pmt Number	Description	Vendor	Project Account	Amount	Running Balance
10/11/2023	APPKT02697	10112023	2837	FINAL REIMBURSMENT FOR WEFTECH T...	VEN0192 - DENNY STOCK		185.04	15,683.73
10/31/2023	GLPKT05623	JN05841		uber chicago hotel to airport			45.36	15,729.09
10/31/2023	GLPKT05623	JN05841		uber chicago training dinner			9.10	15,738.19
10/31/2023	GLPKT05623	JN05841		uber chicago training dinner			3.00	15,741.19

Detail Report

Date Range: 10/01/2023 - 10/31/2023

Account		Name				Beginning Balance	Total Activity	Ending Balance
<u>10-403-4300</u>		Electrical Telephone				1,683.90		
Post Date	Packet Number	Source Transaction	Pmt Number	Description	Vendor	Project Account	Amount	Running Balance
10/12/2023	APPKT02716	660580680	102352	ACCT#90236455, SERVICE 9/12/23 TO 1...	0124 - CENTURYLINK		148.16	1,832.06
10/31/2023	GLPKT05623	JN05841		Verizon Denny Stock			52.17	1,884.23
10/31/2023	GLPKT05623	JN05841		Verizon Denny Stock			52.24	1,936.47
<u>10-403-6400</u>		Electrical Maintenance				395,586.70		
Post Date	Packet Number	Source Transaction	Pmt Number	Description	Vendor	Project Account	Amount	Running Balance
10/02/2023	POPKT10865	702165	2828	7ML5034-4BA01 Hydorranger 200 HMI ...	0688 - SIEMENS INDUSTRY, INC		5,940.00	401,526.70
10/04/2023	POPKT10892	S008212015.001	102262	HOLOPHANE LED2	0146 - CODALE ELECTRIC SUPPLY, INC.		6,711.81	408,238.51
10/06/2023	POPKT10892	6695-1065990	102292	0800886 End bkt	0645 - ROYAL WHOLESALE ELECTRIC		81.00	408,319.51
10/09/2023	POPKT10936	S008199924.001	102262	PCTK-01 POLE CONVERSION TOOL	0146 - CODALE ELECTRIC SUPPLY, INC.		2,482.50	410,802.01
10/09/2023	POPKT10936	S008199924.001	102262	R1-M1-40-HG MAXIS JOINT	0146 - CODALE ELECTRIC SUPPLY, INC.		3,213.40	414,015.41
10/09/2023	POPKT10984	13771371	102331	Probe	0308 - HACH COMPANY		2,756.32	416,771.73
10/10/2023	POPKT10936	5Z03335	102287	Eaton Contact block, 2NO, 30mm base...	0534 - PLATT ELECTRIC SUPPLY		144.10	416,915.83
10/11/2023	POPKT10954	6695-1064533	102342	3047028 End covers	0645 - ROYAL WHOLESALE ELECTRIC		31.50	416,947.33
10/11/2023	POPKT10954	6695-1064533	102342	ATEMNOF Temp switch	0645 - ROYAL WHOLESALE ELECTRIC		432.00	417,379.33
10/11/2023	POPKT10954	6695-1065133	102342	CELA02MF Magnets	0645 - ROYAL WHOLESALE ELECTRIC		581.76	417,961.09
10/12/2023	POPKT10954	4M40094	102339	Eaton Selector Switch, 3 Pos. #0101269	0534 - PLATT ELECTRIC SUPPLY		366.81	418,327.90
10/12/2023	POPKT10954	6695-1062078	102342	DIN RAIL UTIL BOX	0645 - ROYAL WHOLESALE ELECTRIC		483.30	418,811.20
10/12/2023	POPKT10984	4M52230	102339	Eaton Contact block, 2NO, 30mm base...	0534 - PLATT ELECTRIC SUPPLY		288.19	419,099.39
10/13/2023	APPKT02701	S008199924.002	102321	SHIPPING COST FOR PO#11716	0146 - CODALE ELECTRIC SUPPLY, INC.		230.00	419,329.39
10/13/2023	POPKT10984	4M64035	102339	Eaton Selector Switch, 3 Pos. #0101269	0534 - PLATT ELECTRIC SUPPLY		183.41	419,512.80
10/17/2023	POPKT11017	5Z06967	102373	Conduit body gasket 2 1/2" item# 0002...	0534 - PLATT ELECTRIC SUPPLY		25.82	419,538.62
10/17/2023	POPKT11017	5Z06967	102373	threaded nipple 2 1/2" X 4" item# 0016...	0534 - PLATT ELECTRIC SUPPLY		53.62	419,592.24
10/17/2023	POPKT11017	5Z06967	102373	Conduit body cover 2 1/2" item# 00034...	0534 - PLATT ELECTRIC SUPPLY		56.34	419,648.58
10/18/2023	APPKT02701	5627569920	102327	SHIPPING COST FOR ELECTRICAL DEPT.	0256 - FEDEX FREIGHT		177.00	419,825.58
10/19/2023	POPKT11017	4N12745	102373	Conduit body type LB 2 1/2" item# 03043	0534 - PLATT ELECTRIC SUPPLY		380.27	420,205.85
10/20/2023	POPKT11018	6695-1066818	102376	3200522 14G 8MM Stud Blue	0645 - ROYAL WHOLESALE ELECTRIC		100.00	420,305.85
10/20/2023	POPKT11018	6695-1066818	102376	3200043 16G 8MM Stud Black	0645 - ROYAL WHOLESALE ELECTRIC		340.00	420,645.85
10/24/2023	POPKT11048	S008269176.001	102389	4173890 Knockout kit	0146 - CODALE ELECTRIC SUPPLY, INC.		1,540.03	422,185.88
10/25/2023	POPKT11048	4N59303	102409	1980980 Fluke 393-FC clamp meter	0534 - PLATT ELECTRIC SUPPLY		676.79	422,862.67
10/25/2023	POPKT11048	6695-1067102	102411	GGM3 SMALL DIM FUSE	0645 - ROYAL WHOLESALE ELECTRIC		5.00	422,867.67
10/25/2023	POPKT11048	6695-1067102	102411	GGM4 SMALL DIM FUSE	0645 - ROYAL WHOLESALE ELECTRIC		5.00	422,872.67
10/25/2023	POPKT11048	6695-1067102	102411	GGM2 SMALL DIM FUSE	0645 - ROYAL WHOLESALE ELECTRIC		39.00	422,911.67
10/25/2023	POPKT11048	6695-1067102	102411	GGM1 SMALL DIM FUSE	0645 - ROYAL WHOLESALE ELECTRIC		50.00	422,961.67
10/25/2023	POPKT11048	6695-1067289	102411	2966171 relay 24dc 6mm	0645 - ROYAL WHOLESALE ELECTRIC		315.84	423,277.51
10/28/2023	POPKT11048	INV13097399	102417	G2137381 6L x 5H scaffold extension	0883 - ZORO		467.99	423,745.50
10/30/2023	POPKT11048	3027671	102401	Little Fuse 50 Amp pack of 5	0350 - INTERMOUNTAIN FUSE		22.00	423,767.50
10/31/2023	GLPKT05623	JN05841		mi ranchito WEAU meal			86.20	423,853.70
10/31/2023	GLPKT05623	JN05841		fedex weidman electrical shipping return			42.85	423,896.55
10/31/2023	POPKT11112	6695-1065839	102445	ARC6034BC Cord end	0645 - ROYAL WHOLESALE ELECTRIC		753.60	424,650.15
10/31/2023	POPKT11112	6695-1067347	102445	GGM2 SMALL DIM FUSE	0645 - ROYAL WHOLESALE ELECTRIC		61.00	424,711.15
10/31/2023	POPKT11112	6695-1067347	102445	GGM10 10a 250v F/A GLASS FUSE	0645 - ROYAL WHOLESALE ELECTRIC		12.00	424,723.15

Detail Report

Date Range: 10/01/2023 - 10/31/2023

Account						Beginning Balance	Total Activity	Ending Balance
10-403-6400 Electrical Maintenance - Continued						395,586.70	29,580.95	425,167.65
Post Date	Packet Number	Source Transaction	Pmt Number	Description	Vendor	Project Account	Amount	Running Balance
10/31/2023	POPKT11112	6695-1067939	102445	UT4 HESILED24 (5X20)	0645 - ROYAL WHOLESALE ELECTRIC		444.50	425,167.65
10-404-4001 Building & Grounds Wages						170,643.28	14,286.71	184,929.99
Post Date	Packet Number	Source Transaction	Pmt Number	Description	Vendor	Project Account	Amount	Running Balance
10/12/2023	PYPKT01034	PYPKT01034 - 10/12/2...		PYPKT01034 - 10/12/2023 - Pay 10/12/...			6,569.87	177,213.15
10/25/2023	PYPKT01039	PYPKT01039 - 10/25/2...		PYPKT01039 - 10/25/2023 - Pay 10/25/...			7,716.84	184,929.99
10-404-4002 Building & Grounds Overtime						6,733.45	1,107.44	7,840.89
Post Date	Packet Number	Source Transaction	Pmt Number	Description	Vendor	Project Account	Amount	Running Balance
10/12/2023	PYPKT01034	PYPKT01034 - 10/12/2...		PYPKT01034 - 10/12/2023 - Pay 10/12/...			417.90	7,151.35
10/25/2023	PYPKT01039	PYPKT01039 - 10/25/2...		PYPKT01039 - 10/25/2023 - Pay 10/25/...			689.54	7,840.89
10-404-4003 Building & Grounds Retirement						34,407.57	3,561.81	37,969.38
Post Date	Packet Number	Source Transaction	Pmt Number	Description	Vendor	Project Account	Amount	Running Balance
10/12/2023	PYPKT01034	PYPKT01034 - 10/12/2...		PYPKT01034 - 10/12/2023 - Pay 10/12/...			1,746.95	36,154.52
10/25/2023	PYPKT01039	PYPKT01039 - 10/25/2...		PYPKT01039 - 10/25/2023 - Pay 10/25/...			1,814.86	37,969.38
10-404-4004 Building & Grounds Benefits						58,548.25	5,339.82	63,888.07
Post Date	Packet Number	Source Transaction	Pmt Number	Description	Vendor	Project Account	Amount	Running Balance
10/01/2023	APPKT02688	OCT23-2687	2816	EMPLOYEE ASSISTANCE COVERAGE - OC...	0086 - BLOMQUIST HALE CONSULTING, INC.		19.51	58,567.76
10/12/2023	PYPKT01034	PYPKT01034 - 10/12/2...		PYPKT01034 - 10/12/2023 - Pay 10/12/...			2,665.09	61,232.85
10/25/2023	PYPKT01039	PYPKT01039 - 10/25/2...		PYPKT01039 - 10/25/2023 - Pay 10/25/...			2,655.22	63,888.07
10-404-4021 Building & Grounds Uniforms						5,299.64	1,032.81	6,332.45
Post Date	Packet Number	Source Transaction	Pmt Number	Description	Vendor	Project Account	Amount	Running Balance
10/04/2023	APPKT02692	4169772371	102260	UNIFORMS - MECHANIC DEPT.	0136 - CINTAS		126.78	5,426.42
10/11/2023	APPKT02701	4170472864	102320	UNIFORMS - MECHANICS DEPT.	0136 - CINTAS		113.24	5,539.66
10/18/2023	APPKT02712	4171198398	102354	UNIFORMS - MECHANICS DEPT.	0136 - CINTAS		128.34	5,668.00
10/25/2023	APPKT02731	4171923830	102430	UNIFORMS - MECHANIC DEPT.	0136 - CINTAS		114.45	5,782.45
10/27/2023	APPKT02733	1904352738	102430	ORDERED NEW UNIFORMS - MECHANIC...	0136 - CINTAS		550.00	6,332.45
10-404-4023 Building & Grounds Memberships						170.00	50.00	220.00
Post Date	Packet Number	Source Transaction	Pmt Number	Description	Vendor	Project Account	Amount	Running Balance
10/16/2023	APPKT02701	10162023	2865	OPERATIONS CERTIFICATION RENEWAL	VEN01348 - GREG BRESTER		50.00	220.00
10-404-4025 Building & Grounds Janitorial						60,827.43	4,935.40	65,762.83
Post Date	Packet Number	Source Transaction	Pmt Number	Description	Vendor	Project Account	Amount	Running Balance
10/02/2023	POPKT10865	9856962767	2841	5 Gallon buckets	0827 - GRAINGER		135.80	60,963.23
10/16/2023	APPKT02701	714015	102313	JANITORIAL SERVICES- SHOP, IT IN POW...	0355 - AMERICAN MAINTENANCE		3,114.00	64,077.23
10/16/2023	APPKT02701	714016	102313	JANITORIAL SERIVES - ADMIN OFFICE - S...	0355 - AMERICAN MAINTENANCE		1,307.50	65,384.73
10/31/2023	GLPKT05623	JN05841		amazon return gloves PO11616			-395.96	64,988.77
10/31/2023	POPKT11113	INV0015444	DFT0001928	GLOVE Nitrile Gloves Large	0784 - US BANK		774.06	65,762.83

Detail Report

Date Range: 10/01/2023 - 10/31/2023

Account		Name				Beginning Balance	Total Activity	Ending Balance
10-404-4100		Building & Grounds Contract Services				40,007.07		
Post Date	Packet Number	Source Transaction	Pmt Number	Description	Vendor	Project Account	Amount	Running Balance
10/31/2023	APPKT02731	23-24143	102421	OCT. 2023 LANDSCAPE MAINTENANCE	0020 - AEROSCAPE PROPERTY MAINTENAN...		4,135.00	44,142.07
10/31/2023	APPKT02733	0002870431	102420	ACCT#007034, DISPOSAL SERVICE - NOV...	0016 - ACE DISPOSAL INC		1,559.39	45,701.46
10-404-4300		Building & Grounds Telephone				146.03		
Post Date	Packet Number	Source Transaction	Pmt Number	Description	Vendor	Project Account	Amount	Running Balance
10/12/2023	APPKT02716	660580680	102352	ACCT#90236455, SERVICE 9/12/23 TO 1...	0124 - CENTURYLINK		16.41	162.44
10-404-6400		Building & Grounds Maintenance				42,481.41		
Post Date	Packet Number	Source Transaction	Pmt Number	Description	Vendor	Project Account	Amount	Running Balance
10/02/2023	POPKT10892	23046578	102282	paint	0480 - NATIONAL COATING & SUPPLIES		665.00	43,146.41
10/10/2023	POPKT10954	9865810429	2864	Filter - 24x24x2 (6B924 Grainger)	0827 - GRAINGER		128.00	43,274.41
10/10/2023	POPKT10954	9865810429	2864	Filter - 20x24x2 (6B933)	0827 - GRAINGER		166.08	43,440.49
10/10/2023	POPKT10954	9865810429	2864	Filter - 20x25x2 (2W233 Grainger)	0827 - GRAINGER		328.80	43,769.29
10/12/2023	POPKT10954	23082874	102337	acetone thinner	0480 - NATIONAL COATING & SUPPLIES		24.15	43,793.44
10/12/2023	POPKT10954	23082874	102337	Safety Yellow Paint	0480 - NATIONAL COATING & SUPPLIES		170.60	43,964.04
10/16/2023	POPKT10984	9871314614	2864	Filter - 24x24x2 (6B924 Grainger)	0827 - GRAINGER		307.20	44,271.24
10/16/2023	POPKT10984	9871314622	2864	Filter - 24x24x2 (6B924 Grainger)	0827 - GRAINGER		179.20	44,450.44
10/31/2023	POPKT11048	23156791	102404	2 1/2" paint brushes	0480 - NATIONAL COATING & SUPPLIES		46.00	44,496.44
10/31/2023	POPKT11048	23156791	102404	pump gray paint	0480 - NATIONAL COATING & SUPPLIES		133.00	44,629.44
10/31/2023	POPKT11048	23156791	102404	safety red paint	0480 - NATIONAL COATING & SUPPLIES		170.60	44,800.04
10/31/2023	POPKT11048	9889055779	2892	Filter - 20x25x2 (2W233 Grainger)	0827 - GRAINGER		328.80	45,128.84
10/31/2023	POPKT11048	9889055779	2892	24x24x4 (Grainger 2W239)	0827 - GRAINGER		380.10	45,508.94
10-405-4001		Biosolids & Compost Wages				348,156.49		
Post Date	Packet Number	Source Transaction	Pmt Number	Description	Vendor	Project Account	Amount	Running Balance
10/12/2023	PYPKT01034	PYPKT01034 - 10/12/2...		PYPKT01034 - 10/12/2023 - Pay 10/12/...			16,172.45	364,328.94
10/25/2023	PYPKT01039	PYPKT01039 - 10/25/2...		PYPKT01039 - 10/25/2023 - Pay 10/25/...			16,217.42	380,546.36
10-405-4002		Biosolids & Compost Overtime				10,832.53		
Post Date	Packet Number	Source Transaction	Pmt Number	Description	Vendor	Project Account	Amount	Running Balance
10/12/2023	PYPKT01034	PYPKT01034 - 10/12/2...		PYPKT01034 - 10/12/2023 - Pay 10/12/...			451.37	11,283.90
10/25/2023	PYPKT01039	PYPKT01039 - 10/25/2...		PYPKT01039 - 10/25/2023 - Pay 10/25/...			42.60	11,326.50
10-405-4003		Biosolids & Compost Retirement				83,472.55		
Post Date	Packet Number	Source Transaction	Pmt Number	Description	Vendor	Project Account	Amount	Running Balance
10/12/2023	PYPKT01034	PYPKT01034 - 10/12/2...		PYPKT01034 - 10/12/2023 - Pay 10/12/...			4,155.96	87,628.51
10/25/2023	PYPKT01039	PYPKT01039 - 10/25/2...		PYPKT01039 - 10/25/2023 - Pay 10/25/...			4,065.01	91,693.52
10-405-4004		Biosolids & Compost Benefits				139,320.10		
Post Date	Packet Number	Source Transaction	Pmt Number	Description	Vendor	Project Account	Amount	Running Balance
10/01/2023	APPKT02688	OCT23-2687	2816	EMPLOYEE ASSISTANCE COVERAGE - OC...	0086 - BLOMQUIST -HALE CONSULTING, INC.		29.51	139,349.61
10/12/2023	PYPKT01034	PYPKT01034 - 10/12/2...		PYPKT01034 - 10/12/2023 - Pay 10/12/...			7,226.84	146,576.45
10/25/2023	PYPKT01039	PYPKT01039 - 10/25/2...		PYPKT01039 - 10/25/2023 - Pay 10/25/...			7,092.86	153,669.31

Detail Report

Date Range: 10/01/2023 - 10/31/2023

Account	Name					Beginning Balance	Total Activity	Ending Balance
10-405-4021	Biosolids & Compost Uniforms					4,706.69	382.10	5,088.79
Post Date	Packet Number	Source Transaction	Pmt Number	Description	Vendor	Project Account	Amount	Running Balance
10/04/2023	APPKT02692	4169772275	102260	UNIFORMS - BIO SOLID DEPT.	0136 - CINTAS		89.13	4,795.82
10/04/2023	APPKT02692	4169772731	102260	UNIFORMS - OPERATION DEPT.	0136 - CINTAS		10.19	4,806.01
10/11/2023	APPKT02701	4170472403	102320	UNIFORMS - OPERATION DEPT.	0136 - CINTAS		9.83	4,815.84
10/11/2023	APPKT02701	4170472758	102320	UNIFORMS - BIO SOLID DEPT.	0136 - CINTAS		79.14	4,894.98
10/18/2023	APPKT02712	4171198396	102354	UNIFORMS - BIO SOLID DEPT.	0136 - CINTAS		91.92	4,986.90
10/18/2023	APPKT02712	4171198496	102354	UNIFORMS - OPERATION DEPT.	0136 - CINTAS		10.13	4,997.03
10/25/2023	APPKT02731	4171923825	102430	UNIFORMS - BIO SOLID DEPT.	0136 - CINTAS		81.93	5,078.96
10/25/2023	APPKT02731	4171924319	102430	UNIFORMS - OPERATION DEPT.	0136 - CINTAS		9.83	5,088.79
10-405-4024	Biosolids & Compost Credit Card Fees					9,745.51	1,095.02	10,840.53
Post Date	Packet Number	Source Transaction	Pmt Number	Description	Vendor	Project Account	Amount	Running Balance
10/05/2023	BRPKT00064	Checking Acctcc fees		cc fees			689.26	10,434.77
10/11/2023	BRPKT00064	Checking Acctcc fees		cc fees			220.03	10,654.80
10/23/2023	BRPKT00064	Checking Acctbank fees		bank fees			185.14	10,839.94
10/23/2023	BRPKT00064	Checking Acctcc fees		cc fees			0.39	10,840.33
10/30/2023	BRPKT00064	Checking Acctcc fees		cc fees			0.20	10,840.53
10-405-4027	Biosolids & Compost Supplies					8,801.97	295.61	9,097.58
Post Date	Packet Number	Source Transaction	Pmt Number	Description	Vendor	Project Account	Amount	Running Balance
10/11/2023	POPKT10936	334382373001	102284	4-inch 3 ring binder black	0499 - OFFICE DEPOT		176.50	8,978.47
10/11/2023	POPKT10936	334382621001	102284	Brother® TZe-641 Black-On-Yellow Tape,...	0499 - OFFICE DEPOT		19.56	8,998.03
10/11/2023	POPKT10936	334382621001	102284	Brother P-touch PT-D460BT Business EX ...	0499 - OFFICE DEPOT		79.99	9,078.02
10/11/2023	POPKT10936	334382621001	102284	Brother® TZe-241 Label Maker Tape, 3/...	0499 - OFFICE DEPOT		19.56	9,097.58
10-405-4300	Biosolids & Compost Telephone					6,964.48	1,183.52	8,148.00
Post Date	Packet Number	Source Transaction	Pmt Number	Description	Vendor	Project Account	Amount	Running Balance
10/02/2023	APPKT02688	010366	102217	ACCT#CVW100, CONNECT PLUS SYSTEM...	VEN01224 - ALPHA COMMUNICATION SITES..		115.00	7,079.48
10/02/2023	APPKT02692	370000047680	102304	AUG. 2023	0817 - VERIZON WIRELESS		431.10	7,510.58
10/02/2023	APPKT02692	370000047680	102304	SEPT. 2023	0817 - VERIZON WIRELESS		431.10	7,941.68
10/12/2023	PYPKT01034	PYPKT01034 - 10/12/2...		PYPKT01034 - 10/12/2023 - Pay 10/12/...			22.15	7,963.83
10/12/2023	APPKT02716	660580680	102352	ACCT#90236455, SERVICE 9/12/23 TO 1...	0124 - CENTURYLINK		57.61	8,021.44
10/25/2023	PYPKT01039	PYPKT01039 - 10/25/2...		PYPKT01039 - 10/25/2023 - Pay 10/25/...			22.15	8,043.59
10/31/2023	GLPKT05623	JN05841		Verizon compost compost			52.24	8,095.83
10/31/2023	GLPKT05623	JN05841		Verizon compost compost			52.17	8,148.00
10-405-6100	Biosolids & Compost Tipping Fees					217,223.73	34,900.42	252,124.15
Post Date	Packet Number	Source Transaction	Pmt Number	Description	Vendor	Project Account	Amount	Running Balance
10/10/2023	APPKT02709	132	102383	WET TONS BIO SOLIDS RECEIVED - SEPT....	0859 - WESTERN BASIN LAND & LIVESTOCK		22,334.42	239,558.15
10/10/2023	APPKT02709	133	102383	RANGE 12TH SOUTH - FIELD TESTING	0859 - WESTERN BASIN LAND & LIVESTOCK		350.00	239,908.15
10/12/2023	APPKT02701	2470000272	102324	FY24 UPDES MUNICIPAL DISCHARGE FEE	0206 - DIVISION OF WATER QUALITY		10,120.00	250,028.15
10/23/2023	APPKT02709	12350	102377	LANDFILL SERVICE - SEPT. 2023	0652 - S L VALLEY SOLID WASTE FACILIT		2,096.00	252,124.15

Detail Report

Date Range: 10/01/2023 - 10/31/2023

Account		Name				Beginning Balance	Total Activity	Ending Balance
<u>10-405-6200</u>		Biosolids & Compost Tools & Small Equipment				255.98	484.60	740.58
Post Date	Packet Number	Source Transaction	Pmt Number	Description	Vendor	Project Account	Amount	Running Balance
10/30/2023	POPKT11048	9887657287	2892	Handheld Sprayer 3 Gal #21AC35	0827 - GRAINGER		124.61	380.59
10/31/2023	GLPKT05623	JN05841		harbor freight truck code reader			359.99	740.58
<u>10-405-6400</u>		Biosolids & Compost Maintenance				163,046.85	6,905.86	169,952.71
Post Date	Packet Number	Source Transaction	Pmt Number	Description	Vendor	Project Account	Amount	Running Balance
10/03/2023	APPKT02692	3034445114	102293	TUBE, HOSE FLEX AIR	0649 - RUSH TRUCK CENTERS		53.90	163,100.75
10/03/2023	APPKT02709	22280	102357	2021 INTERNATIONAL DURA START SER...	0253 - FASTWAY AUTO		553.00	163,653.75
10/09/2023	POPKT10892	102031	102308	3/8" GALV CAPS	0860 - WESTERN INDUSTRIAL PRODUCTS		1.27	163,655.02
10/09/2023	POPKT10892	102031	102308	1/2" GALV CAPS	0860 - WESTERN INDUSTRIAL PRODUCTS		1.96	163,656.98
10/09/2023	POPKT10936	97638153	102272	Belt Alt/ Gehl 01 GH198328 XPRT	0305 - H & E EQUIPMENT SERVICES LLC		72.15	163,729.13
10/09/2023	POPKT10936	97638153	102272	Belt/AC Gehl GH241079	0305 - H & E EQUIPMENT SERVICES LLC		50.22	163,779.35
10/09/2023	POPKT11030	681278	102359	#3529900c98 12v or HR 08 18254	0282 - GENUINE PARTS CO.		87.48	163,866.83
10/11/2023	POPKT10984	3034519795	102343	Wire harness #3552880c91	0649 - RUSH TRUCK CENTERS		77.90	163,944.73
10/11/2023	POPKT10984	3034519795	102343	Light #4054543c91	0649 - RUSH TRUCK CENTERS		125.00	164,069.73
10/16/2023	POPKT11018	9872077285	2879	John Deere AT311067 inner air filter RS...	0827 - GRAINGER		73.14	164,142.87
10/16/2023	POPKT11030	683629	102359	Filter Fuel Gehl#2 (napa 600147)	0282 - GENUINE PARTS CO.		41.99	164,184.86
10/19/2023	APPKT02705	10182023	2880	HME - ENROLL REIMBURSEMENT	VEN01288 - HALL, IAN		86.50	164,271.36
10/23/2023	POPKT11018	60854	102380	Tractor 73 w/o 058313	0772 - UNITED DIESEL SERVICE		966.88	165,238.24
10/23/2023	POPKT11030	676166	102359	PT# LMP BP1235H3N H3 12v 35w light ...	0282 - GENUINE PARTS CO.		38.45	165,276.69
10/23/2023	POPKT11030	676446	102359	Big 20A fuse	0282 - GENUINE PARTS CO.		18.45	165,295.14
10/23/2023	POPKT11030	677193	102359	Small can auto body filler (bondo) w/ ha...	0282 - GENUINE PARTS CO.		15.64	165,310.78
10/23/2023	POPKT11030	677308	102359	Scarab Hyd-Filter 1451 for stock	0282 - GENUINE PARTS CO.		166.86	165,477.64
10/30/2023	POPKT11048	1528409	102400	PT#DZ105100 (Quote #1144410)	0324 - HONNEN EQUIPMENT		97.54	165,575.18
10/30/2023	APPKT02731	280059288	2912	FLAT REPAIR - 2017 NAVISTAR	0556 - PURCELL TIRE AND SERVICE CENTER		53.50	165,628.68
10/30/2023	APPKT02731	280059755	2912	FLAT REPAIR - 2019 INTERNATIONAL	0556 - PURCELL TIRE AND SERVICE CENTER		53.50	165,682.18
10/30/2023	APPKT02731	280060263	2912	FLEET SERVICE - TRAILER # 93	0556 - PURCELL TIRE AND SERVICE CENTER		1,977.88	167,660.06
10/30/2023	APPKT02731	280060266	2912	FLEET SERVICE - 2017 NNAVISTAR	0556 - PURCELL TIRE AND SERVICE CENTER		192.60	167,852.66
10/31/2023	POPKT11098	416	2913	scarab welding repairs	0600 - R & S GUNN, INC.		400.00	168,252.66
10/31/2023	POPKT11098	416	2913	scarab welding repairs	0600 - R & S GUNN, INC.		600.00	168,852.66
10/31/2023	APPKT02731	14-16-400-024-0000 2...	102446	2023 PROPERTY TAX	0660 - SALT LAKE COUNTY TREASURER		1.42	168,854.08
10/31/2023	APPKT02731	14-16-400-029-0000 2...	102446	2023 PROPERTY TAX	0660 - SALT LAKE COUNTY TREASURER		2.71	168,856.79
10/31/2023	APPKT02731	14-16-400-030-0000 2...	102446	2023 PROPERTY TAX	0660 - SALT LAKE COUNTY TREASURER		1.42	168,858.21
10/31/2023	APPKT02731	280060950	2912	SERVICE - LICENSE# 526081	0556 - PURCELL TIRE AND SERVICE CENTER		846.50	169,704.71
10/31/2023	GLPKT05623	JN05841		a&h sign compost sign			248.00	169,952.71
<u>10-405-7070</u>		Biosolids & Compost Pay-As-You-Go				269,106.00	120,000.00	389,106.00
Post Date	Packet Number	Source Transaction	Pmt Number	Description	Vendor	Project Account	Amount	Running Balance
10/25/2023	POPKT11048	1231	2894	compost cover last order	0434 - MANAGED ORGANIC RECYCLING, INC	Compost Covers 2023	120,000.00	389,106.00
<u>10-406-4001</u>		Energy Management Wages				348,581.64	33,920.34	382,501.98
Post Date	Packet Number	Source Transaction	Pmt Number	Description	Vendor	Project Account	Amount	Running Balance
10/12/2023	PYPKT01034	PYPKT01034 - 10/12/2...		PYPKT01034 - 10/12/2023 - Pay 10/12/...			16,861.80	365,443.44

Detail Report

Date Range: 10/01/2023 - 10/31/2023

Account		Name				Beginning Balance	Total Activity	Ending Balance
10-406-4001		Energy Management Wages - Continued				348,581.64	33,920.34	382,501.98
Post Date	Packet Number	Source Transaction	Pmt Number	Description	Vendor	Project Account	Amount	Running Balance
10/25/2023	PYPKT01039	PYPKT01039 - 10/25/2...		PYPKT01039 - 10/25/2023 - Pay 10/25/...			17,058.54	382,501.98
10-406-4002		Energy Management Overtime				9,207.59	736.28	9,943.87
Post Date	Packet Number	Source Transaction	Pmt Number	Description	Vendor	Project Account	Amount	Running Balance
10/12/2023	PYPKT01034	PYPKT01034 - 10/12/2...		PYPKT01034 - 10/12/2023 - Pay 10/12/...			557.40	9,764.99
10/25/2023	PYPKT01039	PYPKT01039 - 10/25/2...		PYPKT01039 - 10/25/2023 - Pay 10/25/...			178.88	9,943.87
10-406-4003		Energy Management Retirement				89,447.42	8,664.15	98,111.57
Post Date	Packet Number	Source Transaction	Pmt Number	Description	Vendor	Project Account	Amount	Running Balance
10/12/2023	PYPKT01034	PYPKT01034 - 10/12/2...		PYPKT01034 - 10/12/2023 - Pay 10/12/...			4,354.80	93,802.22
10/25/2023	PYPKT01039	PYPKT01039 - 10/25/2...		PYPKT01039 - 10/25/2023 - Pay 10/25/...			4,309.35	98,111.57
10-406-4004		Energy Management Benefits				95,888.49	10,189.62	106,078.11
Post Date	Packet Number	Source Transaction	Pmt Number	Description	Vendor	Project Account	Amount	Running Balance
10/01/2023	APPKT02688	OCT23-2687	2816	EMPLOYEE ASSISTANCE COVERAGE - OC...	0086 - BLOMQUIST HALE CONSULTING, INC.		24.75	95,913.24
10/12/2023	PYPKT01034	PYPKT01034 - 10/12/2...		PYPKT01034 - 10/12/2023 - Pay 10/12/...			5,115.89	101,029.13
10/25/2023	PYPKT01039	PYPKT01039 - 10/25/2...		PYPKT01039 - 10/25/2023 - Pay 10/25/...			5,048.98	106,078.11
10-406-4021		Energy Management Uniforms				5,169.20	352.66	5,521.86
Post Date	Packet Number	Source Transaction	Pmt Number	Description	Vendor	Project Account	Amount	Running Balance
10/04/2023	APPKT02692	4169772731	102260	UNIFORMS - OPERATION DEPT.	0136 - CINTAS		89.12	5,258.32
10/11/2023	APPKT02701	4170472403	102320	UNIFORMS - OPERATION DEPT.	0136 - CINTAS		87.35	5,345.67
10/18/2023	APPKT02712	4171198496	102354	UNIFORMS - OPERATION DEPT.	0136 - CINTAS		88.84	5,434.51
10/25/2023	APPKT02731	4171924319	102430	UNIFORMS - OPERATION DEPT.	0136 - CINTAS		87.35	5,521.86
10-406-4022		Energy Management Travel and Learning				5,828.88	417.15	6,246.03
Post Date	Packet Number	Source Transaction	Pmt Number	Description	Vendor	Project Account	Amount	Running Balance
10/31/2023	GLPKT05623	JN05841		opacitek semi annual method 9 certificat...			417.15	6,246.03
10-406-4300		Energy Management Telephone				443.00	44.30	487.30
Post Date	Packet Number	Source Transaction	Pmt Number	Description	Vendor	Project Account	Amount	Running Balance
10/12/2023	PYPKT01034	PYPKT01034 - 10/12/2...		PYPKT01034 - 10/12/2023 - Pay 10/12/...			22.15	465.15
10/25/2023	PYPKT01039	PYPKT01039 - 10/25/2...		PYPKT01039 - 10/25/2023 - Pay 10/25/...			22.15	487.30
10-406-4400		Energy Management Natural Gas				714,532.77	54,520.90	769,053.67
Post Date	Packet Number	Source Transaction	Pmt Number	Description	Vendor	Project Account	Amount	Running Balance
10/04/2023	APPKT02701	7424610000 10042023	102325	ACCT#7424610000, SEPT. 2023 SERVICE	0209 - DOMINION ENERGY		9,148.55	723,681.32
10/30/2023	APPKT02733	21300046	2904	GAS SERVICE - SEPT. 2023	0095 - BP ENERGY COMPANY		45,372.35	769,053.67
10-406-4500		Energy Management Power				581,557.36	59,114.88	640,672.24
Post Date	Packet Number	Source Transaction	Pmt Number	Description	Vendor	Project Account	Amount	Running Balance
10/02/2023	APPKT02697	22213486-002 2 1002...	102291	ACCT#22213486-002 2, SEPT. 2023 SERV...	0628 - ROCKY MOUNTAIN POWER		80.12	581,637.48
10/09/2023	APPKT02716	42872-1043419 1009...	102370	ACCT#42872-1043419, SERVICE 8/23/23...	0477 - MURRAY CITY UTILITIES		17.59	581,655.07
10/09/2023	APPKT02716	444-1043419 100920...	102370	ACCT#444-1043419, SERVICE 8/23/23 T...	0477 - MURRAY CITY UTILITIES		22.17	581,677.24

Detail Report

Date Range: 10/01/2023 - 10/31/2023

Account		Name				Beginning Balance	Total Activity	Ending Balance
10-406-4500		Energy Management Power - Continued				581,557.36	59,114.88	640,672.24
Post Date	Packet Number	Source Transaction	Pmt Number	Description	Vendor	Project Account	Amount	Running Balance
10/10/2023	APPKT02716	25610026-001 5 1010...	102375	ACCT#25610026-001 5; SERVICE - SEPT. ...	0628 - ROCKY MOUNTAIN POWER		58,889.01	640,566.25
10/17/2023	APPKT02731	25963806-001 4 1017...	102444	ACCT#25963806-001 4, SERVICE 9/15/23..	0628 - ROCKY MOUNTAIN POWER		27.62	640,593.87
10/31/2023	APPKT02738	22213486-002 2 1031...	102444	ACCT#22213486-002 2 - OCT. 2023 USA...	0628 - ROCKY MOUNTAIN POWER		78.37	640,672.24
10-406-6400		Energy Management Maintenance				296,843.84	7,278.38	304,122.22
Post Date	Packet Number	Source Transaction	Pmt Number	Description	Vendor	Project Account	Amount	Running Balance
10/10/2023	POPKT10984	INV2397	102318	2-28821-006	VEN01373 - CARDINAL VALLEY INDUSTRIAL .		241.51	297,085.35
10/12/2023	POPKT10954	28561011231124	102316	8D 1400cca Battery	0075 - BATTERY SYSTEMS		758.65	297,844.00
10/14/2023	POPKT10984	20201609487	2866	101823	VEN01233 - INNIO JENBACHER NORTH AM...		40.32	297,884.32
10/14/2023	POPKT10984	20201609487	2866	101167	VEN01233 - INNIO JENBACHER NORTH AM...		40.32	297,924.64
10/14/2023	POPKT10984	20201609487	2866	1237732	VEN01233 - INNIO JENBACHER NORTH AM...		240.48	298,165.12
10/14/2023	POPKT10984	20201609487	2866	9025633	VEN01233 - INNIO JENBACHER NORTH AM...		150.39	298,315.51
10/18/2023	POPKT11030	684808	102359	napa fuel filter 600457	0282 - GENUINE PARTS CO.		109.98	298,425.49
10/19/2023	POPKT11018	28561011231124 1	102351	8D 1400cca Battery	0075 - BATTERY SYSTEMS		455.19	298,880.68
10/25/2023	POPKT11048	9883932189	2892	Garden Hose Adapter: 3/4 in x 3/4 in Fitt..	0827 - GRAINGER		16.14	298,896.82
10/30/2023	POPKT11048	9887500990	2892	Garden Hose Adapter: 3/4 in x 3/4 in Fitt..	0827 - GRAINGER		16.14	298,912.96
10/31/2023	GLPKT05623	JN05841		Gustin Hydraulics hydraulic ram			321.49	299,234.45
10/31/2023	GLPKT05623	JN05841		Grainger rebuild cylinder			1,011.34	300,245.79
10/31/2023	POPKT11113	INV0015436	DFT0001928	WO# 57527	0784 - US BANK		3,798.00	304,043.79
10/31/2023	POPKT11113	INV0015440	DFT0001928	Extension chain for the laser alignment ...	0784 - US BANK		28.95	304,072.74
10/31/2023	POPKT11113	INV0015445	DFT0001928	Quick Change Discs, 2" for Milwaukee po..	0784 - US BANK		49.48	304,122.22
10-501-4001		Lab Wages				338,941.93	34,389.84	373,331.77
Post Date	Packet Number	Source Transaction	Pmt Number	Description	Vendor	Project Account	Amount	Running Balance
10/12/2023	PYPKT01034	PYPKT01034 - 10/12/2...		PYPKT01034 - 10/12/2023 - Pay 10/12/...			17,147.98	356,089.91
10/25/2023	PYPKT01039	PYPKT01039 - 10/25/2...		PYPKT01039 - 10/25/2023 - Pay 10/25/...			17,241.86	373,331.77
10-501-4002		Lab Overtime				7,242.17	232.63	7,474.80
Post Date	Packet Number	Source Transaction	Pmt Number	Description	Vendor	Project Account	Amount	Running Balance
10/12/2023	PYPKT01034	PYPKT01034 - 10/12/2...		PYPKT01034 - 10/12/2023 - Pay 10/12/...			46.41	7,288.58
10/25/2023	PYPKT01039	PYPKT01039 - 10/25/2...		PYPKT01039 - 10/25/2023 - Pay 10/25/...			186.22	7,474.80
10-501-4003		Lab Retirement				82,908.24	8,215.56	91,123.80
Post Date	Packet Number	Source Transaction	Pmt Number	Description	Vendor	Project Account	Amount	Running Balance
10/12/2023	PYPKT01034	PYPKT01034 - 10/12/2...		PYPKT01034 - 10/12/2023 - Pay 10/12/...			4,090.30	86,998.54
10/25/2023	PYPKT01039	PYPKT01039 - 10/25/2...		PYPKT01039 - 10/25/2023 - Pay 10/25/...			4,125.26	91,123.80
10-501-4004		Lab Benefits				104,397.26	10,528.28	114,925.54
Post Date	Packet Number	Source Transaction	Pmt Number	Description	Vendor	Project Account	Amount	Running Balance
10/01/2023	APPKT02688	OCT23-2687	2816	EMPLOYEE ASSISTANCE COVERAGE - OC...	0086 - BLOMQUIST -HALE CONSULTING, INC.		24.75	104,422.01
10/12/2023	PYPKT01034	PYPKT01034 - 10/12/2...		PYPKT01034 - 10/12/2023 - Pay 10/12/...			5,289.21	109,711.22
10/25/2023	PYPKT01039	PYPKT01039 - 10/25/2...		PYPKT01039 - 10/25/2023 - Pay 10/25/...			5,214.32	114,925.54

Detail Report

Date Range: 10/01/2023 - 10/31/2023

Account		Name				Beginning Balance	Total Activity	Ending Balance
<u>10-501-4021</u>		Lab Uniforms				2,453.16	164.28	2,617.44
Post Date	Packet Number	Source Transaction	Pmt Number	Description	Vendor	Project Account	Amount	Running Balance
10/05/2023	APPKT02692	LSAL2787385	102253	TOWEL AND UNIFORM CLEANING SER...	0035 - ALSCO		31.71	2,484.87
10/12/2023	APPKT02701	LSAL2789795	102312	TOWEL, UNIFORMS CLEANING SERVIC...	0035 - ALSCO		26.76	2,511.63
10/19/2023	APPKT02709	LSAL2792220	102348	TOWEL, AND UNIFORMS CLEANING SE...	0035 - ALSCO		42.96	2,554.59
10/26/2023	APPKT02722	LSAL2794603	102385	TOWEL, UNIFORMS CLEAN SERVICE - LAB	0035 - ALSCO		62.85	2,617.44
<u>10-501-4023</u>		Lab Memberships				490.00	150.00	640.00
Post Date	Packet Number	Source Transaction	Pmt Number	Description	Vendor	Project Account	Amount	Running Balance
10/31/2023	GLPKT05623	JN05841		nelac institute paul membership			75.00	565.00
10/31/2023	GLPKT05623	JN05841		nelac institute ed membership			75.00	640.00
<u>10-501-4027</u>		Lab Supplies				44,138.40	7,995.98	52,134.38
Post Date	Packet Number	Source Transaction	Pmt Number	Description	Vendor	Project Account	Amount	Running Balance
10/10/2023	POPKT10984	6848764	102328	Catalog No: H306-4 (n-hexane case of 4)	0262 - FISHER SCIENTIFIC		1,684.88	45,823.28
10/11/2023	POPKT10936	83775289	102278	Cat. #: 038009 (IC vial caps)	VEN01274 - LIFE TECHNOLOGIES CORPORAT..		692.90	46,516.18
10/11/2023	POPKT10936	83775289	102278	Cat. #: 038008 (IC vials)	VEN01274 - LIFE TECHNOLOGIES CORPORAT..		211.65	46,727.83
10/11/2023	POPKT11018	6885746	102358	Cat. #: C212-25LB (Filter aid for OG)	0262 - FISHER SCIENTIFIC		536.50	47,264.33
10/16/2023	POPKT11018	6987509	102358	Cat. No.: 19-167-032C (nitrile medium) ...	0262 - FISHER SCIENTIFIC		72.56	47,336.89
10/16/2023	POPKT11018	6987509	102358	Cat. No.: 08-732-107 (Aluminum dish)	0262 - FISHER SCIENTIFIC		51.30	47,388.19
10/17/2023	POPKT11036	290485	102363	B252 1 pt. Dairy Bottle	0338 - INDUSTRIAL CONTAINER AND SUPPL...		149.60	47,537.79
10/17/2023	POPKT11036	290485	102363	THE PRICE IS OVER BUDGET	0338 - INDUSTRIAL CONTAINER AND SUPPL...		28.80	47,566.59
10/19/2023	POPKT11048	7106464	102394	NC0667580	0262 - FISHER SCIENTIFIC		428.55	47,995.14
10/19/2023	POPKT11048	7106464	102394	THE PRICE IS HIGHER THAN PO BUDGET...	0262 - FISHER SCIENTIFIC		42.84	48,037.98
10/20/2023	POPKT11030	84031798	102368	Cat. #: 044078 (Organic acid guard colu...	VEN01274 - LIFE TECHNOLOGIES CORPORAT..		961.06	48,999.04
10/20/2023	POPKT11030	84031798	102368	Cat. #: 044076 (Organic acid column)	VEN01274 - LIFE TECHNOLOGIES CORPORAT..		2,912.29	51,911.33
10/31/2023	POPKT11113	INV0015435	DFT0001928	Dynalon Labware: 405644	0784 - US BANK		223.05	52,134.38
<u>10-501-4040</u>		Lab Professional Fees				154,061.03	14,494.48	168,555.51
Post Date	Packet Number	Source Transaction	Pmt Number	Description	Vendor	Project Account	Amount	Running Balance
10/01/2023	APPKT02701	2322824	102314	QA MANAGEMENT SUPPORT - SEPT. 20...	0057 - AQS, INC.		5,500.00	159,561.03
10/01/2023	APPKT02701	IN629545	102311	ANNUAL RENEW - LAB	0027 - ALERT ONE		527.48	160,088.51
10/04/2023	APPKT02692	23I1983	102259	LAB PROFESSIONAL TEST - FINAL&RAW...	VEN01132 - CHEMTECH-FORD, INC.		244.00	160,332.51
10/04/2023	APPKT02692	23I2228	102259	LAB PROFESSIONAL TEST - DI H2O TOC	VEN01132 - CHEMTECH-FORD, INC.		40.00	160,372.51
10/09/2023	APPKT02701	23I1988	102319	LAB PROFESSIONAL TEST - MON&TUES ...	VEN01132 - CHEMTECH-FORD, INC.		644.00	161,016.51
10/11/2023	APPKT02697	23H1489	102259	LAB PROFESSIONAL SERVICE - HG SMAPL...	VEN01132 - CHEMTECH-FORD, INC.		438.00	161,454.51
10/11/2023	APPKT02697	23H2523	102259	LAB PROFESSIONAL SERVICE - FINAL ME...	VEN01132 - CHEMTECH-FORD, INC.		244.00	161,698.51
10/11/2023	APPKT02697	23H2524	102259	LAB PROFESSIONAL TEST - INTERCEPTOR...	VEN01132 - CHEMTECH-FORD, INC.		218.00	161,916.51
10/11/2023	APPKT02701	23I2245	102319	LAB PROFESSIONAL TEST - MO04	VEN01132 - CHEMTECH-FORD, INC.		268.00	162,184.51
10/16/2023	APPKT02701	23J0215	102319	LAB PROFESSIONAL TEST - FINAL METALS	VEN01132 - CHEMTECH-FORD, INC.		244.00	162,428.51
10/16/2023	APPKT02701	23J0216	102319	LAB PROFESSIONAL TEST - MON&TUES ...	VEN01132 - CHEMTECH-FORD, INC.		644.00	163,072.51
10/16/2023	APPKT02701	23J0219	102319	LAB PROFESSIONAL TEST - DI H2O TOC	VEN01132 - CHEMTECH-FORD, INC.		363.00	163,435.51
10/17/2023	APPKT02701	23J0275	102319	LAB PROFESSIONAL TEST SERVICE - GH07	VEN01132 - CHEMTECH-FORD, INC.		650.00	164,085.51
10/19/2023	APPKT02709	23J0737	102353	LAB PROFESSIONAL TEST SERVICE - DI H...	VEN01132 - CHEMTECH-FORD, INC.		40.00	164,125.51
10/19/2023	APPKT02709	23J0739	102353	LAB PROFESSIONAL TEST SERVICE - FINA...	VEN01132 - CHEMTECH-FORD, INC.		488.00	164,613.51

Detail Report

Date Range: 10/01/2023 - 10/31/2023

Account	Name					Beginning Balance	Total Activity	Ending Balance
10-501-4040	Lab Professional Fees - Continued					154,061.03	14,494.48	168,555.51
Post Date	Packet Number	Source Transaction	Pmt Number	Description	Vendor	Project Account	Amount	Running Balance
10/19/2023	APPKT02709	23J0824	102353	LAB PROFESSIONAL TEST - GH06	VEN01132 - CHEMTECH-FORD, INC.		119.00	164,732.51
10/19/2023	APPKT02709	23J0993	102353	LAB PROFESSIONAL TEST - GH06	VEN01132 - CHEMTECH-FORD, INC.		218.00	164,950.51
10/20/2023	APPKT02709	23J0646	102353	LAB PROFESSIONAL TEST - GHBU	VEN01132 - CHEMTECH-FORD, INC.		299.00	165,249.51
10/20/2023	APPKT02709	23J1429	102353	LAB PROFESSIONAL TEST - GHEH	VEN01132 - CHEMTECH-FORD, INC.		650.00	165,899.51
10/23/2023	APPKT02712	23J0741	102353	LAB PROFESSIONAL TEST - MON&TUES ...	VEN01132 - CHEMTECH-FORD, INC.		373.00	166,272.51
10/23/2023	APPKT02712	23J1350	102353	LAB PROFESSIONAL TEST - FINAL&RAW ...	VEN01132 - CHEMTECH-FORD, INC.		257.00	166,529.51
10/23/2023	APPKT02712	23J1543	102353	LAB PROFESSIONAL TEST - MO-05	VEN01132 - CHEMTECH-FORD, INC.		218.00	166,747.51
10/24/2023	APPKT02722	23J1642	102388	LAB PROFESSIONAL SERVICE - HG SAMPL..	VEN01132 - CHEMTECH-FORD, INC.		100.00	166,847.51
10/26/2023	APPKT02722	23J1370	102388	LAB PROFESSIONAL TEST SERVICE - MO...	VEN01132 - CHEMTECH-FORD, INC.		373.00	167,220.51
10/27/2023	APPKT02722	23J1306	102388	LAB PROFESSIONAL TEST SERVICE - KID ...	VEN01132 - CHEMTECH-FORD, INC.		897.00	168,117.51
10/30/2023	APPKT02722	23J1647	102388	LAB PROFESSIONAL TEST - HG SAMPLING	VEN01132 - CHEMTECH-FORD, INC.		438.00	168,555.51
10-501-4300	Lab Telephone					1,102.73	118.43	1,221.16
Post Date	Packet Number	Source Transaction	Pmt Number	Description	Vendor	Project Account	Amount	Running Balance
10/12/2023	PYPKT01034	PYPKT01034 - 10/12/2...		PYPKT01034 - 10/12/2023 - Pay 10/12/...			22.15	1,124.88
10/12/2023	APPKT02716	660580680	102352	ACCT#90236455, SERVICE 9/12/23 TO 1...	0124 - CENTURYLINK		74.13	1,199.01
10/25/2023	PYPKT01039	PYPKT01039 - 10/25/2...		PYPKT01039 - 10/25/2023 - Pay 10/25/...			22.15	1,221.16
10-501-5700	Lab Chemicals					53,393.53	4,480.86	57,874.39
Post Date	Packet Number	Source Transaction	Pmt Number	Description	Vendor	Project Account	Amount	Running Balance
10/03/2023	POPKT10865	0306335-IN	102277	Part #: CGK10-125ML (K)	0344 - INORGANIC VENTURES		93.00	53,486.53
10/03/2023	POPKT10865	0306335-IN	102277	Part #: CGCA10-125ML (Ca)	0344 - INORGANIC VENTURES		93.00	53,579.53
10/03/2023	POPKT10865	0306335-IN	102277	Part #: CGNA10-125ML (Na)	0344 - INORGANIC VENTURES		93.00	53,672.53
10/03/2023	POPKT10865	0306335-IN	102277	Part #: CGMG10-125ML (mg)	0344 - INORGANIC VENTURES		112.95	53,785.48
10/04/2023	POPKT10954	6708168	102328	Cat. #: AS-SO459-2X	0262 - FISHER SCIENTIFIC		137.93	53,923.41
10/06/2023	POPKT10984	054944	102326	Quote # 00147748	0240 - ENVIRONMENTAL RESOURCE ASSC E...		2,630.29	56,553.70
10/19/2023	POPKT11030	7106463	102358	Cat. No.: 50-199-4780 (formazin)	0262 - FISHER SCIENTIFIC		166.88	56,720.58
10/19/2023	APPKT02731	38875975	2910	ARGON 99.998% MICRO BULK FILL	0541 - LINDE GAS & EQUIPMENT INC.		757.88	57,478.46
10/21/2023	APPKT02731	38909429	2910	ARGON 450 LTR TANK RENTAL	0541 - LINDE GAS & EQUIPMENT INC.		395.93	57,874.39
10-501-6400	Lab Maintenance					13,115.07	5,461.61	18,576.68
Post Date	Packet Number	Source Transaction	Pmt Number	Description	Vendor	Project Account	Amount	Running Balance
10/02/2023	POPKT10892	57675	102294	MK-230804-EH Seal AQ400 Service Cont...	0669 - SEAL ANALYTICAL, INC.		4,995.00	18,110.07
10/31/2023	POPKT11048	902372133	102414	DI System monitoring	0728 - VEOLIA WTS SERVICES USA, INC		426.65	18,536.72
10/31/2023	GLPKT05623	JN05841		red robin EE performance lunch Dwaine...			39.96	18,576.68
10-502-4001	Pretreatment Wages					448,871.14	38,362.59	487,233.73
Post Date	Packet Number	Source Transaction	Pmt Number	Description	Vendor	Project Account	Amount	Running Balance
10/12/2023	PYPKT01034	PYPKT01034 - 10/12/2...		PYPKT01034 - 10/12/2023 - Pay 10/12/...			19,306.30	468,177.44
10/25/2023	PYPKT01039	PYPKT01039 - 10/25/2...		PYPKT01039 - 10/25/2023 - Pay 10/25/...			19,056.29	487,233.73

Detail Report

Date Range: 10/01/2023 - 10/31/2023

Account		Name				Beginning Balance	Total Activity	Ending Balance
10-502-4002		Pretreatment Overtime				3,229.20		
Post Date	Packet Number	Source Transaction	Pmt Number	Description	Vendor	Project Account	Amount	Running Balance
10/25/2023	PYPKT01039	PYPKT01039 - 10/25/2...		PYPKT01039 - 10/25/2023 - Pay 10/25/...			257.76	3,486.96
10-502-4003		Pretreatment Retirement				112,425.26		
Post Date	Packet Number	Source Transaction	Pmt Number	Description	Vendor	Project Account	Amount	Running Balance
10/12/2023	PYPKT01034	PYPKT01034 - 10/12/2...		PYPKT01034 - 10/12/2023 - Pay 10/12/...			9,595.10	122,020.36
10/25/2023	PYPKT01039	PYPKT01039 - 10/25/2...		PYPKT01039 - 10/25/2023 - Pay 10/25/...			4,796.58	117,221.84
10-502-4004		Pretreatment Benefits				121,833.26		
Post Date	Packet Number	Source Transaction	Pmt Number	Description	Vendor	Project Account	Amount	Running Balance
10/01/2023	APPKT02688	OCT23-2687	2816	EMPLOYEE ASSISTANCE COVERAGE - OC...	0086 - BLOMQUIST HALE CONSULTING, INC.		34.27	121,867.53
10/12/2023	PYPKT01034	PYPKT01034 - 10/12/2...		PYPKT01034 - 10/12/2023 - Pay 10/12/...			6,031.26	127,898.79
10/25/2023	PYPKT01039	PYPKT01039 - 10/25/2...		PYPKT01039 - 10/25/2023 - Pay 10/25/...			5,961.32	133,860.11
10-502-4027		Pretreatment Supplies				978.40		
Post Date	Packet Number	Source Transaction	Pmt Number	Description	Vendor	Project Account	Amount	Running Balance
10/31/2023	GLPKT05623	JN05841		homedepot tools			44.33	1,022.73
10/31/2023	GLPKT05623	JN05841		homedepot tape			19.78	1,042.51
10-502-4300		Pretreatment Telephone				7,522.74		
Post Date	Packet Number	Source Transaction	Pmt Number	Description	Vendor	Project Account	Amount	Running Balance
10/11/2023	APPKT02701	287310660504X10112...	102315	ACCT#287310660504, SERVICE 9/4/23 - ...	VEN01383 - AT&T MOBILITY		420.85	7,943.59
10/12/2023	PYPKT01034	PYPKT01034 - 10/12/2...		PYPKT01034 - 10/12/2023 - Pay 10/12/...			22.15	7,965.74
10/12/2023	APPKT02716	660580680	102352	ACCT#90236455, SERVICE 9/12/23 TO 1...	0124 - CENTURYLINK		123.48	8,089.22
10/25/2023	PYPKT01039	PYPKT01039 - 10/25/2...		PYPKT01039 - 10/25/2023 - Pay 10/25/...			22.15	8,111.37
10/31/2023	GLPKT05623	JN05841		Verizon christi priest			52.24	8,163.61
10/31/2023	GLPKT05623	JN05841		Verizon talena walton			52.24	8,215.85
10/31/2023	GLPKT05623	JN05841		Verizon talena walton			52.17	8,268.02
10/31/2023	GLPKT05623	JN05841		Verizon mike christiansen			52.24	8,320.26
10/31/2023	GLPKT05623	JN05841		Verizon Eric Price			52.24	8,372.50
10/31/2023	GLPKT05623	JN05841		Verizon Jim Rich			52.17	8,424.67
10/31/2023	GLPKT05623	JN05841		Verizon Eric Price			52.17	8,476.84
10/31/2023	GLPKT05623	JN05841		Verizon Halima Yarow			52.17	8,529.01
10/31/2023	GLPKT05623	JN05841		Verizon christi priest			52.17	8,581.18
10/31/2023	GLPKT05623	JN05841		Verizon mike christiansen			52.17	8,633.35
10/31/2023	GLPKT05623	JN05841		Verizon Jim Rich			52.24	8,685.59
10/31/2023	GLPKT05623	JN05841		Verizon Halima Yarow			52.24	8,737.83
10-502-6400		Pretreatment Maintenance				2,593.73		
Post Date	Packet Number	Source Transaction	Pmt Number	Description	Vendor	Project Account	Amount	Running Balance
10/05/2023	APPKT02692	LSAL2787383	102253	MAT CLEANNING SERVICE - PRE TREAT...	0035 - ALSCO		25.19	2,618.92
10/19/2023	APPKT02712	LSAL2792218	102348	MAT CLEANNING SERVICE - PRE TREAT...	0035 - ALSCO		25.19	2,644.11

Detail Report

Date Range: 10/01/2023 - 10/31/2023

Account		Name				Beginning Balance	Total Activity	Ending Balance
<u>10-600-4001</u>		Board Wages				25,806.00		
Post Date	Packet Number	Source Transaction	Pmt Number	Description	Vendor	Project Account	Amount	Running Balance
10/25/2023	APPKT02719	10252023	2886	BOARD MEETING 10/25/2023	0286 - GILES DEMKE		375.00	26,181.00
10/25/2023	APPKT02719	10252023	2887	BOARD MEETING 10/25/2023	0375 - JEFF MONSON		375.00	26,556.00
10/25/2023	APPKT02719	10252023	2885	BOARD MEETING 10/25/2023	VEN01141 - DONALD RUSSELL		375.00	26,931.00
10/25/2023	APPKT02719	10252023	2890	BOARD MEETING 10/25/2023	VEN01393 - WESLEY FISHER		375.00	27,306.00
10/25/2023	APPKT02719	10252023	2889	BOARD MEETING 10/25/2023	0476 - MURRAY CITY CORPORATION		375.00	27,681.00
10/25/2023	APPKT02719	10252023	2884	BOARD MEETING 10/25/2023	0188 - DEBRA K. ARMSTRONG		434.00	28,115.00
10/25/2023	APPKT02719	10252023	2888	BOARD MEETING 10/25/2023	VEN01484 - LEANNE HUFF		375.00	28,490.00
<u>10-600-4029</u>		Board Miscellaneous				402.09		
Post Date	Packet Number	Source Transaction	Pmt Number	Description	Vendor	Project Account	Amount	Running Balance
10/31/2023	GLPKT05623	JN05841		mcgees stamp and trophy LeAnn Huff n...			22.00	424.09
10/31/2023	GLPKT05623	JN05841		mcgees stamp and trophy LeAnn Huff n...			22.00	446.09
<u>10-601-4001</u>		GM Wages				353,906.18		
Post Date	Packet Number	Source Transaction	Pmt Number	Description	Vendor	Project Account	Amount	Running Balance
10/12/2023	PYPKT01034	PYPKT01034 - 10/12/2...		PYPKT01034 - 10/12/2023 - Pay 10/12/...			17,792.06	371,698.24
10/25/2023	PYPKT01039	PYPKT01039 - 10/25/2...		PYPKT01039 - 10/25/2023 - Pay 10/25/...			17,792.06	389,490.30
<u>10-601-4003</u>		GM Retirement				85,784.23		
Post Date	Packet Number	Source Transaction	Pmt Number	Description	Vendor	Project Account	Amount	Running Balance
10/12/2023	PYPKT01034	PYPKT01034 - 10/12/2...		PYPKT01034 - 10/12/2023 - Pay 10/12/...			4,313.40	90,097.63
10/25/2023	PYPKT01039	PYPKT01039 - 10/25/2...		PYPKT01039 - 10/25/2023 - Pay 10/25/...			4,313.40	94,411.03
<u>10-601-4004</u>		GM Benefits				53,382.01		
Post Date	Packet Number	Source Transaction	Pmt Number	Description	Vendor	Project Account	Amount	Running Balance
10/01/2023	APPKT02688	OCT23-2687	2816	EMPLOYEE ASSISTANCE COVERAGE - OC...	0086 - BLOMQUIST HALE CONSULTING, INC.		9.99	53,392.00
10/12/2023	PYPKT01034	PYPKT01034 - 10/12/2...		PYPKT01034 - 10/12/2023 - Pay 10/12/...			2,730.82	56,122.82
10/25/2023	PYPKT01039	PYPKT01039 - 10/25/2...		PYPKT01039 - 10/25/2023 - Pay 10/25/...			2,682.70	58,805.52
<u>10-601-4022</u>		GM Travel and Learning				8,896.95		
Post Date	Packet Number	Source Transaction	Pmt Number	Description	Vendor	Project Account	Amount	Running Balance
10/11/2023	APPKT02697	10112023	2849	FINAL REIMBURSEMENT FOR WEFTECH T...	VEN0524 - PHIL HECK		46.66	8,943.61
<u>10-601-4026</u>		GM Postage				2,000.00		
Post Date	Packet Number	Source Transaction	Pmt Number	Description	Vendor	Project Account	Amount	Running Balance
10/06/2023	BRPKT00064	Checking Acctpostalia		postalia			200.00	2,200.00
<u>10-601-4027</u>		GM Supplies				2,604.67		
Post Date	Packet Number	Source Transaction	Pmt Number	Description	Vendor	Project Account	Amount	Running Balance
10/03/2023	APPKT02718	334926330001	102405	OFFICE SUPPLIES - P-TOUCH, TAPE, AND...	0499 - OFFICE DEPOT		106.49	2,711.16
10/10/2023	APPKT02697	91416	102268	ENVELOPES	0208 - DOCUMART		441.40	3,152.56
10/11/2023	APPKT02697	332179119001	102284	OFFICE SUPPLIES	0499 - OFFICE DEPOT		233.48	3,386.04
10/11/2023	APPKT02697	332240261001	102284	FASTENER, 3.5 CAP	0499 - OFFICE DEPOT		26.37	3,412.41
10/11/2023	APPKT02697	332240262001	102284	SPRAY, METHOD LAVENDER	0499 - OFFICE DEPOT		4.87	3,417.28

Detail Report

Date Range: 10/01/2023 - 10/31/2023

Account		Name				Beginning Balance	Total Activity	Ending Balance
10-601-4027		GM Supplies - Continued				2,604.67	975.15	3,579.82
Post Date	Packet Number	Source Transaction	Pmt Number	Description	Vendor	Project Account	Amount	Running Balance
10/13/2023	APPKT02718	337317984001	102405	OFFICE SUPPLIES-LABEL, PAPER, BOX A...	0499 - OFFICE DEPOT		127.36	3,544.64
10/13/2023	APPKT02718	337328153001	102405	OFFICE SUPPLIES - FRESHENER	0499 - OFFICE DEPOT		5.88	3,550.52
10/13/2023	APPKT02718	337328154001	102405	OFFICE SUPPLIES - LABEL	0499 - OFFICE DEPOT		29.30	3,579.82
10-601-4029		GM Miscellaneous				3,371.77	805.81	4,177.58
Post Date	Packet Number	Source Transaction	Pmt Number	Description	Vendor	Project Account	Amount	Running Balance
10/31/2023	GLPKT05623	JN05841		meat hook Jim r. bday lunch			57.13	3,428.90
10/31/2023	GLPKT05623	JN05841		rodizio grill bday lunch greg b.			69.70	3,498.60
10/31/2023	GLPKT05623	JN05841		excatermo bettas plant lunch during wef..			643.26	4,141.86
10/31/2023	GLPKT05623	JN05841		betos mexican graveyards breakfast			35.72	4,177.58
10-601-4032		GM Legislative Issues				33,750.00	3,750.00	37,500.00
Post Date	Packet Number	Source Transaction	Pmt Number	Description	Vendor	Project Account	Amount	Running Balance
10/03/2023	APPKT02688	OCT. 2023	102221	GOVERNMENT SERVICE - OCT. 2023	VEN01386 - CAPSTONE STRATEGIES, LLC		3,750.00	37,500.00
10-601-4040		GM Professional Fees				110,127.55	21,976.00	132,103.55
Post Date	Packet Number	Source Transaction	Pmt Number	Description	Vendor	Project Account	Amount	Running Balance
10/11/2023	APPKT02697	02-2023	102288	CONSULTING SERVICES FOR SLUDGE M...	0603 - RAMESH GOEL		8,500.00	118,627.55
10/25/2023	APPKT02722	2118842	102399	PROPORTIONAL SHARE OWING - SEPT. ...	0322 - HOLLAND & HART LLP		2,000.00	120,627.55
10/27/2023	APPKT02731	1534826	102441	PROFESSIONAL SERVICES RENDERED TH...	0510 - PARSONS BEHLE & LATIMER		1,232.00	121,859.55
10/27/2023	APPKT02731	1534827	102441	PROFESSIONAL SERVICES RENDERED TH...	0510 - PARSONS BEHLE & LATIMER		3,199.00	125,058.55
10/30/2023	APPKT02731	1534828	102441	PROFESSIONAL SERVCIES RENDERED TH...	0510 - PARSONS BEHLE & LATIMER		7,045.00	132,103.55
10-601-4300		GM Telephone				2,150.21	365.23	2,515.44
Post Date	Packet Number	Source Transaction	Pmt Number	Description	Vendor	Project Account	Amount	Running Balance
10/12/2023	APPKT02716	660580680	102352	ACCT#90236455, SERVICE 9/12/23 TO 1...	0124 - CENTURYLINK		156.41	2,306.62
10/31/2023	GLPKT05623	JN05841		Verizon phil heck			52.24	2,358.86
10/31/2023	GLPKT05623	JN05841		Verizon phil heck			52.17	2,411.03
10/31/2023	GLPKT05623	JN05841		Verizon Brandon H.			52.17	2,463.20
10/31/2023	GLPKT05623	JN05841		Verizon Brandon H.			52.24	2,515.44
10-601-6400		GM Maintenance				3,700.03	338.66	4,038.69
Post Date	Packet Number	Source Transaction	Pmt Number	Description	Vendor	Project Account	Amount	Running Balance
10/01/2023	APPKT02697	5068198897	102290	PRINTER SERVICE - ADMIN	0624 - RICOH USA, INC		298.66	3,998.69
10/05/2023	APPKT02692	LSAL2787384	102253	URINAL MAT CLEANNING SERVICE - AD...	0035 - ALSCO		20.00	4,018.69
10/30/2023	APPKT02731	LSAL2792219	102424	MAT CLEANING SERVICE - ADMIN	0035 - ALSCO		20.00	4,038.69
10-602-4001		HR Wages				295,064.93	27,803.47	322,868.40
Post Date	Packet Number	Source Transaction	Pmt Number	Description	Vendor	Project Account	Amount	Running Balance
10/12/2023	PYPKT01034	PYPKT01034 - 10/12/2...		PYPKT01034 - 10/12/2023 - Pay 10/12/...			13,901.74	308,966.67
10/25/2023	PYPKT01039	PYPKT01039 - 10/25/2...		PYPKT01039 - 10/25/2023 - Pay 10/25/...			13,901.73	322,868.40

Detail Report

Date Range: 10/01/2023 - 10/31/2023

Account	Name					Beginning Balance	Total Activity	Ending Balance
10-602-4003	HR Retirement					68,580.16	6,795.48	75,375.64
Post Date	Packet Number	Source Transaction	Pmt Number	Description	Vendor	Project Account	Amount	Running Balance
10/12/2023	PYPKT01034	PYPKT01034 - 10/12/2...		PYPKT01034 - 10/12/2023 - Pay 10/12/...			3,397.74	71,977.90
10/25/2023	PYPKT01039	PYPKT01039 - 10/25/2...		PYPKT01039 - 10/25/2023 - Pay 10/25/...			3,397.74	75,375.64
10-602-4004	HR Benefits					49,493.03	5,369.58	54,862.61
Post Date	Packet Number	Source Transaction	Pmt Number	Description	Vendor	Project Account	Amount	Running Balance
10/01/2023	APPKT02688	OCT23-2687	2816	EMPLOYEE ASSISTANCE COVERAGE - OC...	0086 - BLOMQUIST HALE CONSULTING, INC.		14.75	49,507.78
10/12/2023	PYPKT01034	PYPKT01034 - 10/12/2...		PYPKT01034 - 10/12/2023 - Pay 10/12/...			2,683.79	52,191.57
10/25/2023	PYPKT01039	PYPKT01039 - 10/25/2...		PYPKT01039 - 10/25/2023 - Pay 10/25/...			2,671.04	54,862.61
10-602-4029	HR Miscellaneous					8,268.34	954.75	9,223.09
Post Date	Packet Number	Source Transaction	Pmt Number	Description	Vendor	Project Account	Amount	Running Balance
10/31/2023	GLPKT05623	JN05841		lucky quarterly breakfast			53.93	8,322.27
10/31/2023	GLPKT05623	JN05841		samsclub quarterly breakfast			130.76	8,453.03
10/31/2023	GLPKT05623	JN05841		samsclub quarterly breakfast			509.97	8,963.00
10/31/2023	GLPKT05623	JN05841		costco quarterly breakfast			105.14	9,068.14
10/31/2023	GLPKT05623	JN05841		sizzler team meal			51.93	9,120.07
10/31/2023	GLPKT05623	JN05841		samsclub quarterly breakfast			69.66	9,189.73
10/31/2023	GLPKT05623	JN05841		wal-mart quarterly breakfast			33.36	9,223.09
10-602-4040	HR Professional Fees					11,619.45	11,640.00	23,259.45
Post Date	Packet Number	Source Transaction	Pmt Number	Description	Vendor	Project Account	Amount	Running Balance
10/08/2023	APPKT02692	1149	2845	FLAT FEE FOR SEPT. 2023 SERVICE	VEN01443 - MODERN AGE EMPLOYMENT L...		600.00	12,219.45
10/30/2023	APPKT02722	10252023	2895	BACKGROUND CHECK REIMBURSEMENT	VEN01491 - MIKLAUTSCH, HENRY		15.00	12,234.45
10/30/2023	APPKT02729	IN-US04454510	102418	PREPARATION AND SUBMISSION OF I-40...	VEN01432 - FRAGOMEN, DEL REY, BERNSE...		11,025.00	23,259.45
10-602-4300	HR Telephone					1,052.78	244.95	1,297.73
Post Date	Packet Number	Source Transaction	Pmt Number	Description	Vendor	Project Account	Amount	Running Balance
10/31/2023	GLPKT05623	JN05841		Verizon leann dipo			62.17	1,114.95
10/31/2023	GLPKT05623	JN05841		Verizon leann dipo			62.24	1,177.19
10/31/2023	GLPKT05623	JN05841		Verizon cindie foote			68.37	1,245.56
10/31/2023	GLPKT05623	JN05841		Verizon cindie foote			52.17	1,297.73
10-603-4001	Finance Wages					439,817.81	44,578.45	484,396.26
Post Date	Packet Number	Source Transaction	Pmt Number	Description	Vendor	Project Account	Amount	Running Balance
10/12/2023	PYPKT01034	PYPKT01034 - 10/12/2...		PYPKT01034 - 10/12/2023 - Pay 10/12/...			22,292.19	462,110.00
10/25/2023	PYPKT01039	PYPKT01039 - 10/25/2...		PYPKT01039 - 10/25/2023 - Pay 10/25/...			22,286.26	484,396.26
10-603-4003	Finance Retirement					105,313.10	10,525.73	115,838.83
Post Date	Packet Number	Source Transaction	Pmt Number	Description	Vendor	Project Account	Amount	Running Balance
10/12/2023	PYPKT01034	PYPKT01034 - 10/12/2...		PYPKT01034 - 10/12/2023 - Pay 10/12/...			5,262.86	110,575.96
10/25/2023	PYPKT01039	PYPKT01039 - 10/25/2...		PYPKT01039 - 10/25/2023 - Pay 10/25/...			5,262.87	115,838.83

Detail Report

Date Range: 10/01/2023 - 10/31/2023

Account		Name				Beginning Balance	Total Activity	Ending Balance
10-603-4004		Finance Benefits				114,000.35	11,513.66	125,514.01
Post Date	Packet Number	Source Transaction	Pmt Number	Description	Vendor	Project Account	Amount	Running Balance
10/01/2023	APPKT02688	OCT23-2687	2816	EMPLOYEE ASSISTANCE COVERAGE - OC...	0086 - BLOMQUIST HALE CONSULTING, INC.		29.51	114,029.86
10/12/2023	PYPKT01034	PYPKT01034 - 10/12/2...		PYPKT01034 - 10/12/2023 - Pay 10/12/...			5,781.40	119,811.26
10/25/2023	PYPKT01039	PYPKT01039 - 10/25/2...		PYPKT01039 - 10/25/2023 - Pay 10/25/...			5,702.75	125,514.01
10-603-4022		Finance Travel and Learning				12,560.25	105.90	12,666.15
Post Date	Packet Number	Source Transaction	Pmt Number	Description	Vendor	Project Account	Amount	Running Balance
10/31/2023	GLPKT05623	JN05841		curb chicago Chicago Weftec taxi			47.40	12,607.65
10/31/2023	GLPKT05623	JN05841		curb chicago Chicago Weftec taxi			16.80	12,624.45
10/31/2023	GLPKT05623	JN05841		curb new york Chicago Weftec taxi			22.20	12,646.65
10/31/2023	GLPKT05623	JN05841		cmt chicago Chicago Weftec taxi			19.50	12,666.15
10-603-4040		Finance Professional Fees				13,600.00	3,300.00	16,900.00
Post Date	Packet Number	Source Transaction	Pmt Number	Description	Vendor	Project Account	Amount	Running Balance
10/18/2023	APPKT02705	1033396	102350	ARBITRAGE REBATE CALCULATION INTE...	VEN01191 - ARBITRAGE COMPLIANCE SPEC...		1,100.00	14,700.00
10/18/2023	APPKT02705	1033617	102350	ARBITRAGE REBATE CALCULATION INTE...	VEN01191 - ARBITRAGE COMPLIANCE SPEC...		2,200.00	16,900.00
10-603-4300		Finance Telephone				1,961.75	411.83	2,373.58
Post Date	Packet Number	Source Transaction	Pmt Number	Description	Vendor	Project Account	Amount	Running Balance
10/12/2023	PYPKT01034	PYPKT01034 - 10/12/2...		PYPKT01034 - 10/12/2023 - Pay 10/12/...			39.30	2,001.05
10/25/2023	PYPKT01039	PYPKT01039 - 10/25/2...		PYPKT01039 - 10/25/2023 - Pay 10/25/...			39.30	2,040.35
10/31/2023	GLPKT05623	JN05841		Verizon jeremy deppe			62.17	2,102.52
10/31/2023	GLPKT05623	JN05841		Verizon justin zollinger			52.17	2,154.69
10/31/2023	GLPKT05623	JN05841		Verizon warehouse			52.17	2,206.86
10/31/2023	GLPKT05623	JN05841		Verizon jeremy deppe			62.24	2,269.10
10/31/2023	GLPKT05623	JN05841		Verizon warehouse			52.24	2,321.34
10/31/2023	GLPKT05623	JN05841		Verizon justin zollinger			52.24	2,373.58
10-603-6200		Finance Tools & Small Equipment				647.45	387.48	1,034.93
Post Date	Packet Number	Source Transaction	Pmt Number	Description	Vendor	Project Account	Amount	Running Balance
10/31/2023	GLPKT05623	JN05841		Verizon jeremy deppe			387.48	1,034.93
10-604-4001		IT Wages				669,969.20	67,684.10	737,653.30
Post Date	Packet Number	Source Transaction	Pmt Number	Description	Vendor	Project Account	Amount	Running Balance
10/12/2023	PYPKT01034	PYPKT01034 - 10/12/2...		PYPKT01034 - 10/12/2023 - Pay 10/12/...			33,796.17	703,765.37
10/25/2023	PYPKT01039	PYPKT01039 - 10/25/2...		PYPKT01039 - 10/25/2023 - Pay 10/25/...			33,887.93	737,653.30
10-604-4002		IT Overtime				40,309.03	5,253.16	45,562.19
Post Date	Packet Number	Source Transaction	Pmt Number	Description	Vendor	Project Account	Amount	Running Balance
10/12/2023	PYPKT01034	PYPKT01034 - 10/12/2...		PYPKT01034 - 10/12/2023 - Pay 10/12/...			2,742.84	43,051.87
10/25/2023	PYPKT01039	PYPKT01039 - 10/25/2...		PYPKT01039 - 10/25/2023 - Pay 10/25/...			2,510.32	45,562.19
10-604-4003		IT Retirement				176,694.71	18,146.83	194,841.54
Post Date	Packet Number	Source Transaction	Pmt Number	Description	Vendor	Project Account	Amount	Running Balance
10/12/2023	PYPKT01034	PYPKT01034 - 10/12/2...		PYPKT01034 - 10/12/2023 - Pay 10/12/...			9,091.01	185,785.72

Detail Report

Date Range: 10/01/2023 - 10/31/2023

Account		Name				Beginning Balance	Total Activity	Ending Balance
10-604-4003		IT Retirement - Continued				176,694.71	18,146.83	194,841.54
Post Date	Packet Number	Source Transaction	Pmt Number	Description	Vendor	Project Account	Amount	Running Balance
10/25/2023	PYPKT01039	PYPKT01039 - 10/25/2...		PYPKT01039 - 10/25/2023 - Pay 10/25/...			9,055.82	194,841.54
10-604-4004		IT Benefits				176,241.18	18,085.52	194,326.70
Post Date	Packet Number	Source Transaction	Pmt Number	Description	Vendor	Project Account	Amount	Running Balance
10/01/2023	APPKT02688	OCT23-2687	2816	EMPLOYEE ASSISTANCE COVERAGE - OC...	0086 - BLOMQUIST HALE CONSULTING, INC.		34.27	176,275.45
10/12/2023	PYPKT01034	PYPKT01034 - 10/12/2...		PYPKT01034 - 10/12/2023 - Pay 10/12/...			9,100.59	185,376.04
10/25/2023	PYPKT01039	PYPKT01039 - 10/25/2...		PYPKT01039 - 10/25/2023 - Pay 10/25/...			8,950.66	194,326.70
10-604-4021		IT Uniforms				380.08	39.43	419.51
Post Date	Packet Number	Source Transaction	Pmt Number	Description	Vendor	Project Account	Amount	Running Balance
10/04/2023	APPKT02692	4169772731	102260	UNIFORMS - OPERATION DEPT.	0136 - CINTAS		10.04	390.12
10/11/2023	APPKT02701	4170472403	102320	UNIFORMS - OPERATION DEPT.	0136 - CINTAS		9.70	399.82
10/18/2023	APPKT02712	4171198496	102354	UNIFORMS - OPERATION DEPT.	0136 - CINTAS		9.99	409.81
10/25/2023	APPKT02731	4171924319	102430	UNIFORMS - OPERATION DEPT.	0136 - CINTAS		9.70	419.51
10-604-4022		IT Travel and Learning				7,565.90	12,672.54	20,238.44
Post Date	Packet Number	Source Transaction	Pmt Number	Description	Vendor	Project Account	Amount	Running Balance
10/12/2023	APPKT02701	10192023	2859	AVEVA - SAN FRANCISCO, CA	VEN0050 - ANDREW LARSEN		2,151.14	9,717.04
10/26/2023	APPKT02722	11092023	2896	LIVE 360 EVENT	VEN01129 - NICHOLAS MCKINNEY		1,429.50	11,146.54
10/26/2023	APPKT02722	11092023	2893	LIVE 360 EVENT	VEN0368 - JAKE CRCOKSTON		1,429.50	12,576.04
10/31/2023	GLPKT05623	JN05841		osisoft llc andy conf.			2,699.00	15,275.04
10/31/2023	GLPKT05623	JN05841		1105 media inc Jake conf.			3,150.00	18,425.04
10/31/2023	GLPKT05623	JN05841		delta air nick m.			717.80	19,142.84
10/31/2023	GLPKT05623	JN05841		delta air jake			717.80	19,860.64
10/31/2023	GLPKT05623	JN05841		delta air andy			377.80	20,238.44
10-604-4300		IT Telephone				3,528.47	879.56	4,408.03
Post Date	Packet Number	Source Transaction	Pmt Number	Description	Vendor	Project Account	Amount	Running Balance
10/12/2023	PYPKT01034	PYPKT01034 - 10/12/2...		PYPKT01034 - 10/12/2023 - Pay 10/12/...			-5.00	3,523.47
10/12/2023	APPKT02716	660580680	102352	ACCT#90236455, SERVICE 9/12/23 TO 1...	0124 - CENTURYLINK		74.13	3,597.60
10/25/2023	PYPKT01039	PYPKT01039 - 10/25/2...		PYPKT01039 - 10/25/2023 - Pay 10/25/...			-5.00	3,592.60
10/31/2023	GLPKT05623	JN05841		Verizon andy larsen			62.17	3,654.77
10/31/2023	GLPKT05623	JN05841		Verizon Nick Mckinney			52.17	3,706.94
10/31/2023	GLPKT05623	JN05841		Verizon Shaun Udink			62.17	3,769.11
10/31/2023	GLPKT05623	JN05841		Verizon david gittins			52.17	3,821.28
10/31/2023	GLPKT05623	JN05841		Verizon david gittins watch			11.63	3,832.91
10/31/2023	GLPKT05623	JN05841		Verizon Mike Warr			53.47	3,886.38
10/31/2023	GLPKT05623	JN05841		Verizon Shaun Udink			62.24	3,948.62
10/31/2023	GLPKT05623	JN05841		Verizon Travis Winger			52.24	4,000.86
10/31/2023	GLPKT05623	JN05841		Verizon andy larsen			62.24	4,063.10
10/31/2023	GLPKT05623	JN05841		Verizon david gittins watch			11.70	4,074.80
10/31/2023	GLPKT05623	JN05841		Verizon Nick Mckinney			52.24	4,127.04
10/31/2023	GLPKT05623	JN05841		Verizon Travis Winger			52.17	4,179.21

Detail Report

Date Range: 10/01/2023 - 10/31/2023

Account		Name				Beginning Balance	Total Activity	Ending Balance
<u>10-604-4300</u>		IT Telephone - Continued				3,528.47	879.56	4,408.03
Post Date	Packet Number	Source Transaction	Pmt Number	Description	Vendor	Project Account	Amount	Running Balance
10/31/2023	GLPKT05623	JN05841		Verizon Mike Warr			52.17	4,231.38
10/31/2023	GLPKT05623	JN05841		Verizon jake crookston			62.17	4,293.55
10/31/2023	GLPKT05623	JN05841		Verizon jake crookston			62.24	4,355.79
10/31/2023	GLPKT05623	JN05841		Verizon david gittins			52.24	4,408.03
<u>10-604-6200</u>		IT Tools & Small Equipment				16,085.37	37.10	16,122.47
Post Date	Packet Number	Source Transaction	Pmt Number	Description	Vendor	Project Account	Amount	Running Balance
10/31/2023	GLPKT05623	JN05841		glens key			37.10	16,122.47
<u>10-604-6400</u>		IT Maintenance				80,997.79	10,184.89	91,182.68
Post Date	Packet Number	Source Transaction	Pmt Number	Description	Vendor	Project Account	Amount	Running Balance
10/01/2023	APPKT02692	23OCT0456	102299	ACCT#020458 - OCT. 2023 SERVICE	VEN01264 - SYRINGA NETWORKS		1,149.00	82,146.79
10/11/2023	POPKT10936	MA18962599	102256	Iphone SE for Operations	0055 - APPLE INC.		1,716.00	83,862.79
10/31/2023	GLPKT05623	JN05841		amazon charging cables			429.99	84,292.78
10/31/2023	GLPKT05623	JN05841		amazon computer parts			297.98	84,590.76
10/31/2023	GLPKT05623	JN05841		fedex centrifuge system shipping return			20.49	84,611.25
10/31/2023	GLPKT05623	JN05841		amazon phone covers			70.70	84,681.95
10/31/2023	GLPKT05623	JN05841		ogie's caf? team meal			128.08	84,810.03
10/31/2023	GLPKT05623	JN05841		amazon phone covers			143.70	84,953.73
10/31/2023	GLPKT05623	JN05841		amazon phone covers			142.18	85,095.91
10/31/2023	GLPKT05623	JN05841		amazon computer parts			4,314.13	89,410.04
10/31/2023	GLPKT05623	JN05841		amazon 3 motherboards			1,713.90	91,123.94
10/31/2023	GLPKT05623	JN05841		amazon computer parts			13.98	91,137.92
10/31/2023	GLPKT05623	JN05841		amazon phone covers			44.76	91,182.68
<u>10-604-6500</u>		IT Software Support				276,695.18	72,251.79	348,946.97
Post Date	Packet Number	Source Transaction	Pmt Number	Description	Vendor	Project Account	Amount	Running Balance
10/12/2023	POPKT10954	17001100059550	2863	APR-PREM-PER-AUTOBDL Premier Level ...	0902 - GENERAL ELECTRIC COMPANY		5,997.77	282,692.95
10/12/2023	POPKT10954	17001100059550	2863	APR-PREM-PER-AUTOBDL Premier Level ...	0902 - GENERAL ELECTRIC COMPANY		338.06	283,031.01
10/12/2023	POPKT10954	17001100059550	2863	APR-PREM-PER-AUTOBDL Premier Level ...	0902 - GENERAL ELECTRIC COMPANY		48,995.50	332,026.51
10/12/2023	POPKT10954	17001100059550	2863	APR-PREM-PER-HISTBDL Premier Level f...	0902 - GENERAL ELECTRIC COMPANY		347.03	332,373.54
10/12/2023	POPKT10954	17001100059550	2863	APR-PREM-PER-AUTOBDL Premier Level ...	0902 - GENERAL ELECTRIC COMPANY		1,838.66	334,212.20
10/12/2023	POPKT10954	SIN034541	102330	WALL-SW-110g: Airwall 110g software s...	VEN01364 - GRAY MATTER SYSTEMS, LLC		7,200.00	341,412.20
10/12/2023	POPKT10954	SIN034541	102330	WALL-SW-VRT: Airwall software subscri...	VEN01364 - GRAY MATTER SYSTEMS, LLC		1,200.00	342,612.20
10/19/2023	POPKT11048	2385484	102416	85301.01NCLT basedInstallation and Se...	VEN01488 - ZOHO CORPORATION		995.00	343,607.20
10/19/2023	POPKT11048	2385484	102416	85411.04M Support fee for 70 Servers	VEN01488 - ZOHO CORPORATION		423.00	344,030.20
10/19/2023	POPKT11048	2385484	102416	Special Discount (Edu / Gov / Non-Profit	VEN01488 - ZOHO CORPORATION		-1,267.00	342,763.20
10/19/2023	POPKT11048	2385484	102416	85401.03M Support fee for 250 Comput...	VEN01488 - ZOHO CORPORATION		698.00	343,461.20
10/19/2023	POPKT11048	2385484	102416	85411.04N Single License fee for 70 Ser...	VEN01488 - ZOHO CORPORATION		2,112.00	345,573.20
10/19/2023	POPKT11048	2385484	102416	85401.03N InstallationLicense fee for 2...	VEN01488 - ZOHO CORPORATION		3,487.00	349,060.20
10/19/2023	POPKT11048	2385484	102416	85301.02AN1 Additional 2 Technician	VEN01488 - ZOHO CORPORATION		862.00	349,922.20
10/19/2023	POPKT11048	2385484	102416	Additional 2 Technician Support fee for 2	VEN01488 - ZOHO CORPORATION		173.00	350,095.20
10/31/2023	GLPKT05623	JN05841		godaddy.com domain fees			443.40	350,538.60

Detail Report

Date Range: 10/01/2023 - 10/31/2023

Account		Name				Beginning Balance	Total Activity	Ending Balance
<u>10-604-6500</u>		IT Software Support - Continued				276,695.18	72,251.79	348,946.97
Post Date	Packet Number	Source Transaction	Pmt Number	Description	Vendor	Project Account	Amount	Running Balance
10/31/2023	GLPKT05623	JN05841		refund parametric tech			-1,591.63	348,946.97
<u>10-604-7070</u>		IT Pay-As-You-Go				126,679.13	33,911.67	160,590.80
Post Date	Packet Number	Source Transaction	Pmt Number	Description	Vendor	Project Account	Amount	Running Balance
10/02/2023	POPKT10865	17001100059047	2840	iFix v2023 Plus Development Unlimited ...	0902 - GENERAL ELECTRIC COMPANY	SCADA/PLC Changeout..	3,547.00	130,226.13
10/02/2023	POPKT10865	17001100059047	2840	Acceleration Plan Bundle - Premier Sup...	0902 - GENERAL ELECTRIC COMPANY	SCADA/PLC Changeout..	157.04	130,383.17
10/02/2023	POPKT10865	17001100059047	2840	iFix v2023 Plus Development Unlimited ...	0902 - GENERAL ELECTRIC COMPANY	SCADA/PLC Changeout..	3,547.00	133,930.17
10/02/2023	POPKT10865	17001100059047	2840	Acceleration Plan Bundle Support throu...	0902 - GENERAL ELECTRIC COMPANY	SCADA/PLC Changeout..	78.54	134,008.71
10/02/2023	POPKT10865	17001100059047	2840	Acceleration Plan Bundle Support throu...	0902 - GENERAL ELECTRIC COMPANY	SCADA/PLC Changeout..	157.04	134,165.75
10/02/2023	POPKT10865	17001100059047	2840	Drivers IGS- Industrial Gateway Server f...	0902 - GENERAL ELECTRIC COMPANY	SCADA/PLC Changeout..	2,040.00	136,205.75
10/02/2023	POPKT10865	17001100059047	2840	Acceleration Plan Bundle - Support thro...	0902 - GENERAL ELECTRIC COMPANY	SCADA/PLC Changeout..	78.54	136,284.29
10/02/2023	POPKT10865	17001100059047	2840	iFix v2023 Plus Development Unlimited ...	0902 - GENERAL ELECTRIC COMPANY	SCADA/PLC Changeout..	1,774.00	138,058.29
10/02/2023	POPKT10865	17001100059047	2840	iFix v2023 Plus Development Unlimited ...	0902 - GENERAL ELECTRIC COMPANY	SCADA/PLC Changeout..	1,774.00	139,832.29
10/02/2023	POPKT10865	17001100059047	2840	Acceleration Plan Bundle Support throu...	0902 - GENERAL ELECTRIC COMPANY	SCADA/PLC Changeout..	90.33	139,922.62
10/02/2023	POPKT10865	17001100059047	2840	iFix v2023 Plus Development Unlimited ...	0902 - GENERAL ELECTRIC COMPANY	SCADA/PLC Changeout..	1,774.00	141,696.62
10/02/2023	POPKT10865	17001100059047	2840	Acceleration Plan Bundle Support throu...	0902 - GENERAL ELECTRIC COMPANY	SCADA/PLC Changeout..	78.54	141,775.16
10/04/2023	POPKT10892	6695-1064637	102292	BMXFCW503 FCN 2 X 20 WIRE 5M	0645 - ROYAL WHOLESale ELECTRIC	SCADA/PLC Changeout..	806.49	142,581.65
10/04/2023	POPKT10892	6695-1064637	102292	BMXFTW501 FTB 20 WIRE 5M CABLE	0645 - ROYAL WHOLESale ELECTRIC	SCADA/PLC Changeout..	667.44	143,249.09
10/04/2023	POPKT10892	6695-1065992	102292	BMXFTW508S 28-WIRE PREFORMED	0645 - ROYAL WHOLESale ELECTRIC	SCADA/PLC Changeout..	546.93	143,796.02
10/04/2023	POPKT10892	6695-1065992	102292	BMXFTW501S FTB 20 WIRE 5M	0645 - ROYAL WHOLESale ELECTRIC	SCADA/PLC Changeout..	179.22	143,975.24
10/11/2023	POPKT10954	6695-1066099	102342	BMXDRA1605 DIG 16Q RELAYS	0645 - ROYAL WHOLESale ELECTRIC	SCADA/PLC Changeout..	2,682.12	146,657.36
10/31/2023	POPKT11098	2023-10	2903	Dewatering new modicon	0090 - BOB RENWICK	SCADA/PLC Changeout..	13,933.44	160,590.80
<u>10-605-4001</u>		Safety Wages				141,275.13	14,236.80	155,511.93
Post Date	Packet Number	Source Transaction	Pmt Number	Description	Vendor	Project Account	Amount	Running Balance
10/12/2023	PYPKT01034	PYPKT01034 - 10/12/2...		PYPKT01034 - 10/12/2023 - Pay 10/12/...			7,118.40	148,393.53
10/25/2023	PYPKT01039	PYPKT01039 - 10/25/2...		PYPKT01039 - 10/25/2023 - Pay 10/25/...			7,118.40	155,511.93
<u>10-605-4003</u>		Safety Retirement				35,331.52	3,559.20	38,890.72
Post Date	Packet Number	Source Transaction	Pmt Number	Description	Vendor	Project Account	Amount	Running Balance
10/12/2023	PYPKT01034	PYPKT01034 - 10/12/2...		PYPKT01034 - 10/12/2023 - Pay 10/12/...			1,779.60	37,111.12
10/25/2023	PYPKT01039	PYPKT01039 - 10/25/2...		PYPKT01039 - 10/25/2023 - Pay 10/25/...			1,779.60	38,890.72
<u>10-605-4004</u>		Safety Benefits				38,775.26	3,522.35	42,297.61
Post Date	Packet Number	Source Transaction	Pmt Number	Description	Vendor	Project Account	Amount	Running Balance
10/01/2023	APPKT02688	OCT23-2687	2816	EMPLOYEE ASSISTANCE COVERAGE - OC...	0086 - BLOMQUIST HALE CONSULTING, INC.		9.99	38,785.25
10/12/2023	PYPKT01034	PYPKT01034 - 10/12/2...		PYPKT01034 - 10/12/2023 - Pay 10/12/...			1,770.73	40,555.98
10/25/2023	PYPKT01039	PYPKT01039 - 10/25/2...		PYPKT01039 - 10/25/2023 - Pay 10/25/...			1,741.63	42,297.61
<u>10-605-4022</u>		Safety Travel and Learning				3,243.74	2,281.64	5,525.38
Post Date	Packet Number	Source Transaction	Pmt Number	Description	Vendor	Project Account	Amount	Running Balance
10/05/2023	APPKT02692	10122023	2843	2023 NSC TRIP	VEN0362 - ISAAC TALBOT		2,281.64	5,525.38

Detail Report

Date Range: 10/01/2023 - 10/31/2023

Account		Name				Beginning Balance	Total Activity	Ending Balance
10-605-4023		Safety Memberships				1,633.00	445.00	2,078.00
Post Date	Packet Number	Source Transaction	Pmt Number	Description	Vendor	Project Account	Amount	Running Balance
10/31/2023	GLPKT05623	JN05841		american board of ind. CIH membership			170.00	1,803.00
10/31/2023	GLPKT05623	JN05841		AIHA AIHA membership			275.00	2,078.00
10-605-4100		Safety Physicals & Testing				3,235.00	321.13	3,556.13
Post Date	Packet Number	Source Transaction	Pmt Number	Description	Vendor	Project Account	Amount	Running Balance
10/31/2023	APPKT02733	68411	102427	PRE-EMPLOYMENT TEST AND POST-ACC...	0089 - BLUELINE HEALTH SERVICES		321.13	3,556.13
10-605-4300		Safety Telephone				622.05	165.12	787.17
Post Date	Packet Number	Source Transaction	Pmt Number	Description	Vendor	Project Account	Amount	Running Balance
10/12/2023	PYPKT01034	PYPKT01034 - 10/12/2...		PYPKT01034 - 10/12/2023 - Pay 10/12/...			22.15	644.20
10/12/2023	APPKT02716	660580680	102352	ACCT#90236455, SERVICE 9/12/23 TO 1...	0124 - CENTURYLINK		16.41	660.61
10/25/2023	PYPKT01039	PYPKT01039 - 10/25/2...		PYPKT01039 - 10/25/2023 - Pay 10/25/...			22.15	682.76
10/31/2023	GLPKT05623	JN05841		Verizon Isaac Talbot			52.24	735.00
10/31/2023	GLPKT05623	JN05841		Verizon Isaac Talbot			52.17	787.17
10-605-6200		Safety Tools & Small Equipment				7,636.26	311.20	7,947.46
Post Date	Packet Number	Source Transaction	Pmt Number	Description	Vendor	Project Account	Amount	Running Balance
10/31/2023	GLPKT05623	JN05841		Norco Inc calibration gas cylinder valves			311.20	7,947.46
10-605-6400		Safety Maintenance				27,541.16	2,982.91	30,524.07
Post Date	Packet Number	Source Transaction	Pmt Number	Description	Vendor	Project Account	Amount	Running Balance
10/03/2023	APPKT02692	12531053	102297	ANNUAL SERVICE	0716 - STATE FIRE SALES AND SERVICE		1,849.40	29,390.56
10/24/2023	APPKT02712	INV0000007198	102378	ACCT#B11269 MO. MONITORING - PO...	0716 - STATE FIRE SALES AND SERVICE		135.00	29,525.56
10/24/2023	APPKT02712	INV0000007200	102378	ACCT#B11016 MO. MONITORING - ADM...	0716 - STATE FIRE SALES AND SERVICE		135.00	29,660.56
10/31/2023	GLPKT05623	JN05841		Alorair hepa filter			497.00	30,157.56
10/31/2023	GLPKT05623	JN05841		SAIS scaffold lift safety booklets			51.51	30,209.07
10/31/2023	GLPKT05623	JN05841		eyeglass.com jay beck glasses			315.00	30,524.07
10-606-4001		Engineering Wages				320,392.36	32,241.40	352,633.76
Post Date	Packet Number	Source Transaction	Pmt Number	Description	Vendor	Project Account	Amount	Running Balance
10/12/2023	PYPKT01034	PYPKT01034 - 10/12/2...		PYPKT01034 - 10/12/2023 - Pay 10/12/...			16,120.70	336,513.06
10/25/2023	PYPKT01039	PYPKT01039 - 10/25/2...		PYPKT01039 - 10/25/2023 - Pay 10/25/...			16,120.70	352,633.76
10-606-4003		Engineering Retirement				77,882.77	7,838.82	85,721.59
Post Date	Packet Number	Source Transaction	Pmt Number	Description	Vendor	Project Account	Amount	Running Balance
10/12/2023	PYPKT01034	PYPKT01034 - 10/12/2...		PYPKT01034 - 10/12/2023 - Pay 10/12/...			3,919.41	81,802.18
10/25/2023	PYPKT01039	PYPKT01039 - 10/25/2...		PYPKT01039 - 10/25/2023 - Pay 10/25/...			3,919.41	85,721.59
10-606-4004		Engineering Benefits				49,237.64	4,955.51	54,193.15
Post Date	Packet Number	Source Transaction	Pmt Number	Description	Vendor	Project Account	Amount	Running Balance
10/01/2023	APPKT02688	OCT23-2687	2816	EMPLOYEE ASSISTANCE COVERAGE - OC...	0086 - BLOMQUIST HALE CONSULTING, INC.		14.28	49,251.92
10/12/2023	PYPKT01034	PYPKT01034 - 10/12/2...		PYPKT01034 - 10/12/2023 - Pay 10/12/...			2,484.77	51,736.69
10/25/2023	PYPKT01039	PYPKT01039 - 10/25/2...		PYPKT01039 - 10/25/2023 - Pay 10/25/...			2,456.46	54,193.15

Detail Report

Date Range: 10/01/2023 - 10/31/2023

Account	Name					Beginning Balance	Total Activity	Ending Balance
10-606-4021	Engineering Uniforms					0.00	191.98	191.98
Post Date	Packet Number	Source Transaction	Pmt Number	Description	Vendor	Project Account	Amount	Running Balance
10/31/2023	GLPKT05623	JN05841		reams			191.98	191.98
10-606-4022	Engineering Travel and Learning					16,026.31	1,918.69	17,945.00
Post Date	Packet Number	Source Transaction	Pmt Number	Description	Vendor	Project Account	Amount	Running Balance
10/10/2023	APPKT02694	10102023	2847	TRANSPORTANTION REIMBURSEMENT ...	VEN01344 - NAVNEET PRASAD		128.04	16,154.35
10/11/2023	APPKT02697	10112023	2833	FINAL REIMBURSMENT FOR WEFTECH T...	VEN0105 - BRYAN MANSELL		64.16	16,218.51
10/23/2023	APPKT02709	10232023	2874	WEAU - OCT. 24, 2023	VEN0105 - BRYAN MANSELL		177.00	16,395.51
10/23/2023	APPKT02709	10262023	2881	CMAA	VEN0409 - KEVIN GALLAGHER		1,363.26	17,758.77
10/31/2023	GLPKT05623	JN05841		weau bryan training			70.00	17,828.77
10/31/2023	GLPKT05623	JN05841		slc airport parking conf. parking			71.00	17,899.77
10/31/2023	GLPKT05623	JN05841		lyft chicago taxi			45.23	17,945.00
10-606-4027	Engineering Supplies					627.78	300.00	927.78
Post Date	Packet Number	Source Transaction	Pmt Number	Description	Vendor	Project Account	Amount	Running Balance
10/25/2023	APPKT02722	4012	102407	CYLINDER CALIBRATION GAS	0505 - OLYMPUS SAFETY & SUPPLY		300.00	927.78
10-606-4040	Engineering Professional Fees					444,946.98	35,692.95	480,639.93
Post Date	Packet Number	Source Transaction	Pmt Number	Description	Vendor	Project Account	Amount	Running Balance
10/25/2023	APPKT02731	25499065	2905	GENERAL SERVICES 8/25/23 TO 9/28/23	0104 - BROWN AND CALDWELL		10,973.62	455,920.60
10/25/2023	APPKT02731	25499066	2905	COLLECTION SYS. MODELING, 8/25/23 ...	0104 - BROWN AND CALDWELL		8,072.91	463,993.51
10/25/2023	APPKT02731	25499067	2905	ASSET MANAG. PLAN UPDATE 8/25/23 ...	0104 - BROWN AND CALDWELL		7,466.25	471,459.76
10/25/2023	APPKT02731	25499068	2905	EPAS RECORD DRAWINGS, 8/25/2023 T...	0104 - BROWN AND CALDWELL		6,884.97	478,344.73
10/25/2023	APPKT02731	25499069	2905	DIGESTER COVER 1&2 REPLACEMENT	0104 - BROWN AND CALDWELL		2,295.20	480,639.93
10-606-4300	Engineering Telephone					1,509.53	271.80	1,781.33
Post Date	Packet Number	Source Transaction	Pmt Number	Description	Vendor	Project Account	Amount	Running Balance
10/12/2023	PYPKT01034	PYPKT01034 - 10/12/2...		PYPKT01034 - 10/12/2023 - Pay 10/12/...			22.15	1,531.68
10/12/2023	APPKT02716	660580680	102352	ACCT#90236455, SERVICE 9/12/23 TO 1...	0124 - CENTURYLINK		16.41	1,548.09
10/25/2023	PYPKT01039	PYPKT01039 - 10/25/2...		PYPKT01039 - 10/25/2023 - Pay 10/25/...			22.15	1,570.24
10/31/2023	GLPKT05623	JN05841		Verizon bryan mansell			52.96	1,623.20
10/31/2023	GLPKT05623	JN05841		Verizon kevin gallagher			52.17	1,675.37
10/31/2023	GLPKT05623	JN05841		Verizon kevin gallagher			52.24	1,727.61
10/31/2023	GLPKT05623	JN05841		Verizon bryan mansell			53.72	1,781.33
10-606-7070	Engineering Pay-As-You-Go					589,641.16	239,824.52	829,465.68
Post Date	Packet Number	Source Transaction	Pmt Number	Description	Vendor	Project Account	Amount	Running Balance
10/25/2023	APPKT02731	25499069	2905	CATHODIC PROTECTION OFFICE	0104 - BROWN AND CALDWELL	Cathodic Protection R...	969.54	590,610.70
10/25/2023	APPKT02731	25499069	2905	FIRE ALARM CM FIELD	0104 - BROWN AND CALDWELL	Fire Protection System...	2,344.14	592,954.84
10/25/2023	APPKT02731	25499069	2905	TACO/HVAC FIELD	0104 - BROWN AND CALDWELL	Tunnel and Misc Build...	4,893.82	597,848.66
10/25/2023	APPKT02731	25499069	2905	CATHODIC PROTECTION FIELD	0104 - BROWN AND CALDWELL	Cathodic Protection R...	2,242.00	600,090.66
10/25/2023	APPKT02731	25499069	2905	TACO/HVAC OFFICE	0104 - BROWN AND CALDWELL	Tunnel and Misc Build...	1,430.15	601,520.81
10/31/2023	APPKT02742	PAY APP 22 - FIRE ALA...		FIRE ALARM SYSTEM - OCT. 2023	0695 - SKYLINE ELECTRIC COMPANY	Fire Protection System...	32,439.53	633,960.34
10/31/2023	APPKT02742	PAY APP 44 - BLOWER		BLOWER PROJECT - 9/27/23 TO 10/25/23	0026 - ALDER CONSTRUCTION	Blower Building 2023 ...	1,125,927.01	1,759,887.35

Detail Report

Date Range: 10/01/2023 - 10/31/2023

Account	Name					Beginning Balance	Total Activity	Ending Balance
10-606-7070	Engineering Pay-As-You-Go - Continued					589,641.16	239,824.52	829,465.68
Post Date	Packet Number	Source Transaction	Pmt Number	Description	Vendor	Project Account	Amount	Running Balance
10/31/2023	APPKT02742	PAY APP 5 - TUNNEL		TUNNEL AIRE CONDITIONING - OCT. 20...	VEN01410 - ARCHER WESTERN CONSTRUCT...	Tunnel and Misc. Build...	184,108.10	1,943,995.45
10/31/2023	GLPKT05644	JN05847		October 2023 Retainage		Tunnel and Misc. Build...	9,689.90	1,953,685.35
10/31/2023	GLPKT05644	JN05847		October 2023 Retainage		Fire Protection System...	1,707.34	1,955,392.69
10/31/2023	APPKT02744	PAY APP 44 - BLOWER		BLOWER PROJECT - 9/27/23 TO 10/25/23	0026 - ALDER CONSTRUCTION	Blower Building 2023 ...	-1,125,927.01	829,465.68
10-700-7005	Capital Bond/Cash BNR Public Bonds					24,971,515.11	1,676,556.64	26,648,071.75
Post Date	Packet Number	Source Transaction	Pmt Number	Description	Vendor	Project Account	Amount	Running Balance
10/18/2023	APPKT02709	2023-2282	102347	APS SECURITY GUARD - 10/1/23 TO 10/...	VEN01266 - ALL PRO SECURITY	BNR Basins Constructi...	840.00	24,972,355.11
10/25/2023	APPKT02731	25499069	2905	BNR OFFICE	0104 - BROWN AND CALDWELL	BNR Basins CM Office ...	77,946.93	25,050,302.04
10/25/2023	APPKT02731	25499069	2905	BNR FIELD	0104 - BROWN AND CALDWELL	BNR Basins CM Field 2...	85,393.99	25,135,696.03
10/31/2023	APPKT02733	61430418	102455	BNR PROJECT - OCT. 2023	VEN01239 - WESTERN TECHNOLOGIES INC.	BNR NETA Testing 2023	1,658.00	25,137,354.03
10/31/2023	APPKT02742	PAY APP 45 - BNR		BNR PROJECT - 9/18/23 TO 10/15/23	0284 - GERBER CONSTRUCTION COMPANY	BNR Basins Constructi...	1,508,550.34	26,645,904.37
10/31/2023	GLPKT05644	JN05847		October 2023 Retainage		BNR Basins Constructi...	2,167.38	26,648,071.75
10-700-7010	Dewatering					2,254,434.74	240,997.72	2,495,432.46
Post Date	Packet Number	Source Transaction	Pmt Number	Description	Vendor	Project Account	Amount	Running Balance
10/25/2023	APPKT02731	25499064	2905	DEWATERING DESIGN, 8/25/23 TO 9/28...	0104 - BROWN AND CALDWELL	Dewatering Facility De...	240,997.72	2,495,432.46
10-700-7014	Blower Building					7,848,504.27	1,309,145.41	9,157,649.68
Post Date	Packet Number	Source Transaction	Pmt Number	Description	Vendor	Project Account	Amount	Running Balance
10/17/2023	POPKT10984	52-48130	102317	SFP-10G-LR-EO Equal Optics 10G SMF	0111 - CACHE VALLEY ELECTRIC TECHNOLO...	Blower Building Syste...	35,665.92	7,884,170.19
10/17/2023	POPKT11048	J004330	2898	Blower Building Waste Gas Burner PLC ...	0695 - SKYLINE ELECTRIC COMPANY	Blower Building Syste...	11,393.49	7,895,563.68
10/18/2023	APPKT02709	2023-2282	102347	APS SECURITY GUARD - 10/1/23 TO 10/...	VEN01266 - ALL PRO SECURITY	Blower Building Const...	840.00	7,896,403.68
10/25/2023	APPKT02731	25499069	2905	BLOWER BILDING FIELD	0104 - BROWN AND CALDWELL	Blower Building Field ...	58,592.67	7,954,996.35
10/25/2023	APPKT02731	25499069	2905	BLOWER BUILDING OFFICE	0104 - BROWN AND CALDWELL	Blower Building Office...	44,429.83	7,999,426.18
10/30/2023	APPKT02722	9287	102386	BLOWER BUILDING PROJECT - SEPT. 2023	VEN01279 - APCO INC.	Blower Building Syste...	2,610.00	8,002,036.18
10/31/2023	APPKT02733	61430380	102455	BLOWER BUILDING PROJECT - OCT. 2023	VEN01239 - WESTERN TECHNOLOGIES INC.	Blower Building Neta ...	816.00	8,002,852.18
10/31/2023	GLPKT05644	JN05847		October 2023 Retainage		Blower Building Const...	28,870.49	8,031,722.67
10/31/2023	APPKT02744	PAY APP 44 - BLOWER		BLOWER PROJECT - 9/27/23 TO 10/25/23	0026 - ALDER CONSTRUCTION	Blower Building Const...	1,125,927.01	9,157,649.68
10-700-7015	Sidestream Phosphorus					993,195.39	22,015.38	1,015,210.77
Post Date	Packet Number	Source Transaction	Pmt Number	Description	Vendor	Project Account	Amount	Running Balance
10/25/2023	APPKT02731	25499069	2905	SIDESTREAM P FIELD	0104 - BROWN AND CALDWELL	Sidestream Phosphoru...	13,205.13	1,006,400.52
10/25/2023	APPKT02731	25499069	2905	SIDESTREAM P OFFICE	0104 - BROWN AND CALDWELL	Sidestream Phosphoru...	8,630.25	1,015,030.77
10/30/2023	APPKT02722	9286	102386	SIDESTREAM P. PROJECT - SEPT.	VEN01279 - APCO INC.	Sidestream Phosphoru...	180.00	1,015,210.77
10-700-7016	Thickening Building					12,704,380.02	1,571,441.34	14,275,821.36
Post Date	Packet Number	Source Transaction	Pmt Number	Description	Vendor	Project Account	Amount	Running Balance
10/04/2023	POPKT11030	MJ57971	2878	APC by Schneider Electric Metered Rack...	0123 - CDW GOVERNMENT INC.	Thickening Building Sy...	1,381.62	12,705,761.64
10/07/2023	POPKT11030	MK67048	2878	Leviton QuickPort Shielded Flat - patch ...	0123 - CDW GOVERNMENT INC.	Thickening Building Sy...	725.68	12,706,487.32
10/23/2023	POPKT11030	6695-1063503	102376	BMENUA0100 COMMUNICATION MOD	0645 - ROYAL WHOLESALE ELECTRIC	Thickening Building Sy...	9,324.35	12,715,811.67
10/23/2023	POPKT11030	6695-1063503	102376	BMENOC0311 3-PORT ETH ADVANCED	0645 - ROYAL WHOLESALE ELECTRIC	Thickening Building Sy...	11,229.12	12,727,040.79
10/23/2023	POPKT11030	6695-1063503	102376	BMEH586040 M580 HSBY CPU LEVEL	0645 - ROYAL WHOLESALE ELECTRIC	Thickening Building Sy...	25,484.54	12,752,525.33

Detail Report

Date Range: 10/01/2023 - 10/31/2023

Account		Name				Beginning Balance	Total Activity	Ending Balance
10-700-7016		Thickening Building - Continued				12,704,380.02	1,571,441.34	14,275,821.36
Post Date	Packet Number	Source Transaction	Pmt Number	Description	Vendor	Project Account	Amount	Running Balance
10/25/2023	POPKT11048	6695-1067266	102411	BMENOC0311 3-PORT ETH ADVANCED	0645 - ROYAL WHOLESALE ELECTRIC	Thickening Building Sy...	6,238.40	12,758,763.73
10/25/2023	APPKT02731	25499069	2905	THICKENING/STRAINING FIELD	0104 - BROWN AND CALDWELL	Thickening Building Fie..	53,575.67	12,812,339.40
10/25/2023	APPKT02731	25499069	2905	THICKENING/STRAINING OFFICE	0104 - BROWN AND CALDWELL	Thickening Building Off..	26,698.96	12,839,038.36
10/31/2023	APPKT02742	PAY APP 19 - THICKEN...		THICKENING & STRAINING, SERVICE OCT...	VEN01410 - ARCHER WESTERN CONSTRUCT...	Thickening Building C...	1,364,943.85	14,203,982.21
10/31/2023	GLPKT05644	JN05847		October 2023 Retainage		Thickening Building C...	71,839.15	14,275,821.36
10-700-7017		Sidestream Nitrogen				6,199,988.63	379,397.03	6,579,385.66
Post Date	Packet Number	Source Transaction	Pmt Number	Description	Vendor	Project Account	Amount	Running Balance
10/04/2023	POPKT10892	6695-1060057	102292	BMECRA31210 RIO DROP E/IP PERF	0645 - ROYAL WHOLESALE ELECTRIC	Sidestream Nitrogen S...	1,261.75	6,201,250.38
10/04/2023	POPKT10892	6695-1060057	102292	BMEAHI0812 8 CHANNELS INPUT	0645 - ROYAL WHOLESALE ELECTRIC	Sidestream Nitrogen S...	2,472.00	6,203,722.38
10/04/2023	POPKT10892	6695-1060057	102292	BMECRA31210 RIO DROP E/IP PERF	0645 - ROYAL WHOLESALE ELECTRIC	Sidestream Nitrogen S...	1,261.75	6,204,984.13
10/04/2023	POPKT10892	6695-1060057	102292	BMEAHI0812 8 CHANNELS INPUT	0645 - ROYAL WHOLESALE ELECTRIC	Sidestream Nitrogen S...	2,472.00	6,207,456.13
10/04/2023	POPKT10892	6695-1060057	102292	BMEAHI0812 8 CHANNELS INPUT	0645 - ROYAL WHOLESALE ELECTRIC	Sidestream Nitrogen S...	2,472.00	6,209,928.13
10/04/2023	POPKT10892	6695-1060057	102292	BMEAHI0812 8 CHANNELS INPUT	0645 - ROYAL WHOLESALE ELECTRIC	Sidestream Nitrogen S...	3,708.00	6,213,636.13
10/04/2023	POPKT10892	6695-1060057	102292	BMECRA31210 RIO DROP E/IP PERF	0645 - ROYAL WHOLESALE ELECTRIC	Sidestream Nitrogen S...	2,523.50	6,216,159.63
10/18/2023	APPKT02709	2023-2282	102347	APS SECURITY GUARD - 10/1/23 TO 10/...	VEN01266 - ALL PRO SECURITY	Sidestream Nitrogen C...	840.00	6,216,999.63
10/23/2023	POPKT11098	6695-1066028	102445	BMEAHO0412 ANALOG OUTPUT MOD	0645 - ROYAL WHOLESALE ELECTRIC	Sidestream Nitrogen S...	1,030.00	6,218,029.63
10/23/2023	POPKT11098	6695-1066028	102445	BMEAHO0412 ANALOG OUTPUT MOD	0645 - ROYAL WHOLESALE ELECTRIC	Sidestream Nitrogen S...	1,030.00	6,219,059.63
10/23/2023	POPKT11098	6695-1066028	102445	BMEAHO0412 ANALOG OUTPUT MOD	0645 - ROYAL WHOLESALE ELECTRIC	Sidestream Nitrogen S...	1,030.00	6,220,089.63
10/23/2023	POPKT11098	6695-1066028	102445	BMEAHO0412 ANALOG OUTPUT MOD	0645 - ROYAL WHOLESALE ELECTRIC	Sidestream Nitrogen S...	4,120.00	6,224,209.63
10/25/2023	POPKT11048	6695-1063504	102411	BMENOC0311 3-PORT ETH ADVANCED	0645 - ROYAL WHOLESALE ELECTRIC	Sidestream Nitrogen S...	4,841.00	6,229,050.63
10/25/2023	APPKT02731	25499069	2905	SIDESTREAM N. OFFICE	0104 - BROWN AND CALDWELL	Sidestream Nitrogen O...	17,640.15	6,246,690.78
10/25/2023	APPKT02731	25499069	2905	SIDESTREAM N FIELD	0104 - BROWN AND CALDWELL	Sidestream Nitrogen F...	28,560.48	6,275,251.26
10/30/2023	APPKT02722	9288	102386	SIDESTREAM N. PROJECT - SEPT. 2023	VEN01279 - APCO INC.	Sidestream Nitrogen S...	2,250.00	6,277,501.26
10/31/2023	APPKT02733	61430408	102455	SIDESTREAM N. PROJECT - OCT. 2023	VEN01239 - WESTERN TECHNOLOGIES INC.	Sidestream Nitrogen ...	302.40	6,277,803.66
10/31/2023	APPKT02742	PAY APP 29 - SIDESTR...		SIDESTREAM n. PROJECT - OCT. 2023	0026 - ALDER CONSTRUCTION	Sidestream Nitrogen C...	299,468.27	6,577,271.93
10/31/2023	GLPKT05644	JN05847		October 2023 Retainage		Sidestream Nitrogen C...	2,113.73	6,579,385.66
10-850-8000		Trust Payments 2017A				1,567,265.31	185,283.34	1,752,548.65
Post Date	Packet Number	Source Transaction	Pmt Number	Description	Vendor	Project Account	Amount	Running Balance
10/04/2023	APPKT02692	10042023	2856	ACCT#8938253&8913375A&1345084 - ...	0882 - ZIONS FIRST NATIONAL BANK		185,283.34	1,752,548.65
10-851-8000		Trust Payments 2017B				347,125.43	41,073.75	388,199.18
Post Date	Packet Number	Source Transaction	Pmt Number	Description	Vendor	Project Account	Amount	Running Balance
10/04/2023	APPKT02692	10042023	2856	ACCT#8938253&8913375A&1345084 - ...	0882 - ZIONS FIRST NATIONAL BANK		41,073.75	388,199.18
10-852-8000		Trust Payments 2019A				1,910,630.41	228,050.00	2,138,680.41
Post Date	Packet Number	Source Transaction	Pmt Number	Description	Vendor	Project Account	Amount	Running Balance
10/04/2023	APPKT02692	10042023	2856	ACCT#8938253&8913375A&1345084 - ...	0882 - ZIONS FIRST NATIONAL BANK		228,050.00	2,138,680.41
10-853-8000		Trust Payments 2020A SRF				2,681,630.22	315,939.58	2,997,569.80
Post Date	Packet Number	Source Transaction	Pmt Number	Description	Vendor	Project Account	Amount	Running Balance
10/04/2023	APPKT02692	10042023	2856	ACCT#8938253&8913375A&1345084 - ...	0882 - ZIONS FIRST NATIONAL BANK		315,939.58	2,997,569.80

Detail Report

Date Range: 10/01/2023 - 10/31/2023

Account	Name					Beginning Balance	Total Activity	Ending Balance
<u>10-854-8000</u>	Trust Payments 2021A					1,050,855.53	125,858.96	1,176,714.49
Post Date	Packet Number	Source Transaction	Pmt Number	Description	Vendor	Project Account	Amount	Running Balance
10/04/2023	APPKT02692	10042023	2856	ACCT#8938253&8913375A&1345084 - ...	0882 - ZIONS FIRST NATIONAL BANK		125,858.96	1,176,714.49
<u>10-855-8000</u>	Trust Payments 2021B					1,175,559.62	136,308.33	1,311,867.95
Post Date	Packet Number	Source Transaction	Pmt Number	Description	Vendor	Project Account	Amount	Running Balance
10/04/2023	APPKT02692	10042023	2856	ACCT#8938253&8913375A&1345084 - ...	0882 - ZIONS FIRST NATIONAL BANK		136,308.33	1,311,867.95
<u>10-856-8000</u>	Trust Payments 2021C					5,735,360.36	683,316.67	6,418,677.03
Post Date	Packet Number	Source Transaction	Pmt Number	Description	Vendor	Project Account	Amount	Running Balance
10/04/2023	APPKT02692	10042023	2856	ACCT#8938253&8913375A&1345084 - ...	0882 - ZIONS FIRST NATIONAL BANK		683,316.67	6,418,677.03
<u>10-900-4900</u>	Depreciation					6,842,361.51	760,262.39	7,602,623.90
Post Date	Packet Number	Source Transaction	Pmt Number	Description	Vendor	Project Account	Amount	Running Balance
10/31/2023	GLPKT05620	JN05840		Depreciation Estimate			760,262.39	7,602,623.90
Total Fund: 10 - Operational Fund:						Beginning Balance: 94,878,335.81	Total Activity: 9,967,253.34	Ending Balance: 104,845,589.15
Grand Totals:						Beginning Balance: 94,878,335.81	Total Activity: 9,967,253.34	Ending Balance: 104,845,589.15

Fund	Beginning Balance	Total Activity	Ending Balance
10 - Operational Fund	94,878,335.81	9,967,253.34	104,845,589.15
Grand Total:	94,878,335.81	9,967,253.34	104,845,589.15

Mt Olympus Improvement District

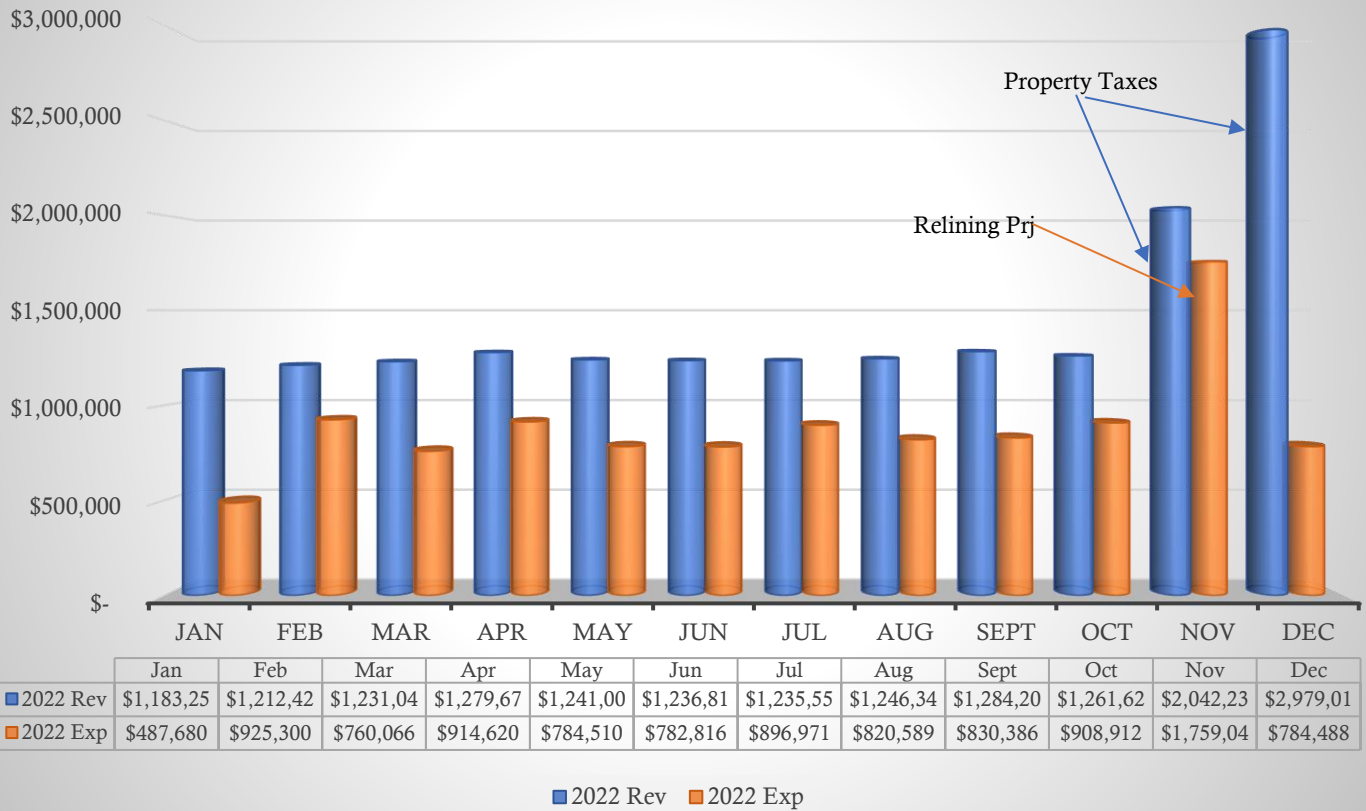
Financial Summary

Period Ending October 2023

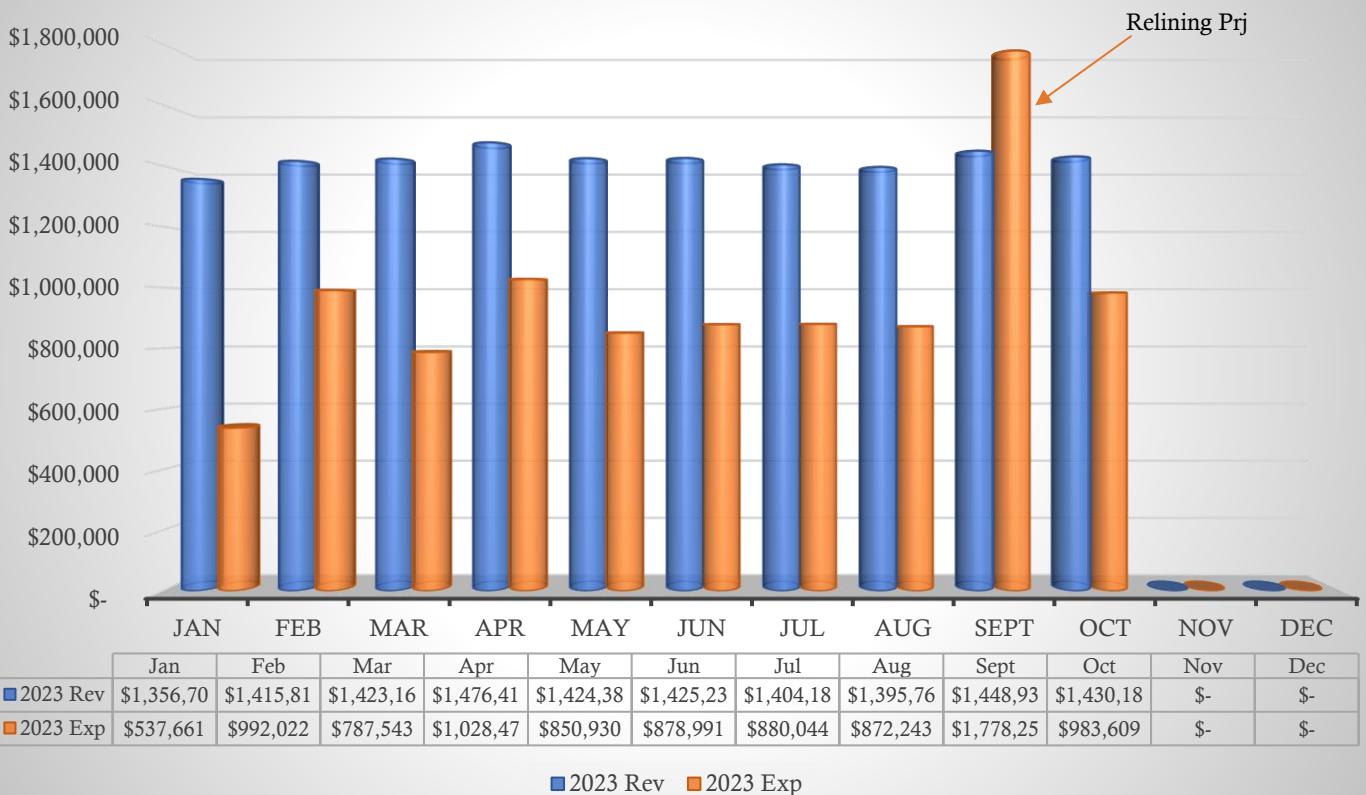
- Reserves: \$16.1 million
 - Decrease of \$300k from the prior month mainly due to purchase of Water Tanker Truck & URS payment
- Current Assets decreased by \$589k due to decreases in Sewer Fee receivables and reserves
- Current Liabilities decreased by \$384k
 - Unearned sewer fees earned in October
- Operational Revenues are at 71.0% of the Budget. The cash basis target is 83% as of October
 - Tax Revenues: 10% (ok- \$ received in Nov & Dec)
 - Sewer Revenue Fees: 82.9%
 - Engineering Fees: 298% or \$15k over
 - Inspection Fees: 85%
 - Nose on Fees: 102%
 - Late Fee interest and Certification Fee Revenue: 119% or over 19k
 - Misc. Revenues: 104%
- Operational expenses are at 75.2% of the Budget. The cash basis target is 83% for October
 - Lines Department: 81.1%.
 - IT Dept: 71.3%
 - CVWRF: 66%,
 - Admin Dept: 62.5%
 - Eng. Dept: 73.3%
- Currently down 1 FTE’s – plan to hire in spring 2024

Reserve Name	Current Balance	Reserve Policy	(Under) / Over Funded	%
Operating Reserve (200 days)	\$ 5,086,204.46	\$ 6,901,653.15	\$ (1,815,449)	73.7%
Capacity Fee Reserve	\$ 1,437,885.36	\$ 1,437,885.36	\$ -	100.0%
MOID Capital Reserve (3yr)	\$ 5,881,269.91	\$ 7,980,000.00	\$ (2,098,730)	73.7%
CVWRF Capital Reserve (3yr)	\$ 3,676,196.23	\$ 3,747,527.00	\$ (71,331)	98.1%
Self-Funded Insurance Reserve	\$ -	\$ -	\$ -	0.0%

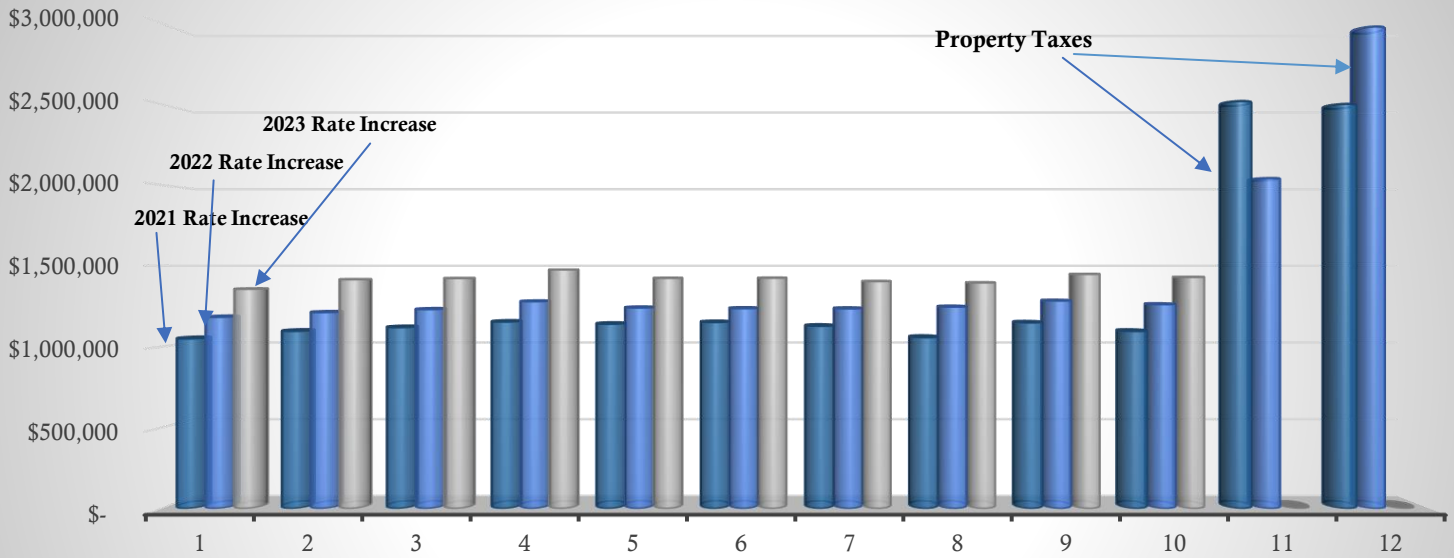
2022 Revenues & Expenses (O&M Only)



2023 Revenues & Expenses (O&M Only)



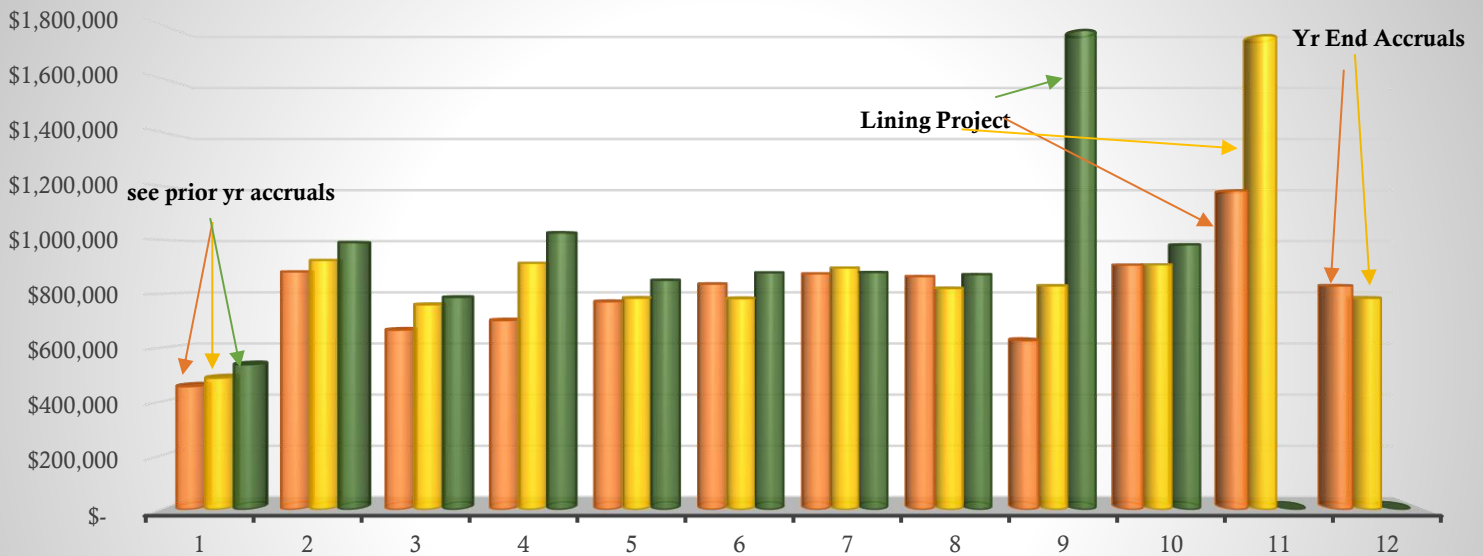
Prior Yr's vs Current Yr Revenues



	1	2	3	4	5	6	7	8	9	10	11	12
2021 Rev	\$1,049,51	\$1,096,34	\$1,119,32	\$1,153,90	\$1,140,41	\$1,151,14	\$1,127,87	\$1,057,30	\$1,148,94	\$1,095,81	\$2,518,30	\$2,500,76
2022 Rev	\$1,183,25	\$1,212,42	\$1,231,04	\$1,279,67	\$1,241,00	\$1,236,81	\$1,235,55	\$1,246,34	\$1,284,20	\$1,261,62	\$2,042,23	\$2,979,01
2023 Rev	\$1,356,70	\$1,415,81	\$1,423,16	\$1,476,41	\$1,424,38	\$1,425,23	\$1,404,18	\$1,395,76	\$1,448,93	\$1,430,18	\$-	\$-

2021 Rev 2022 Rev 2023 Rev

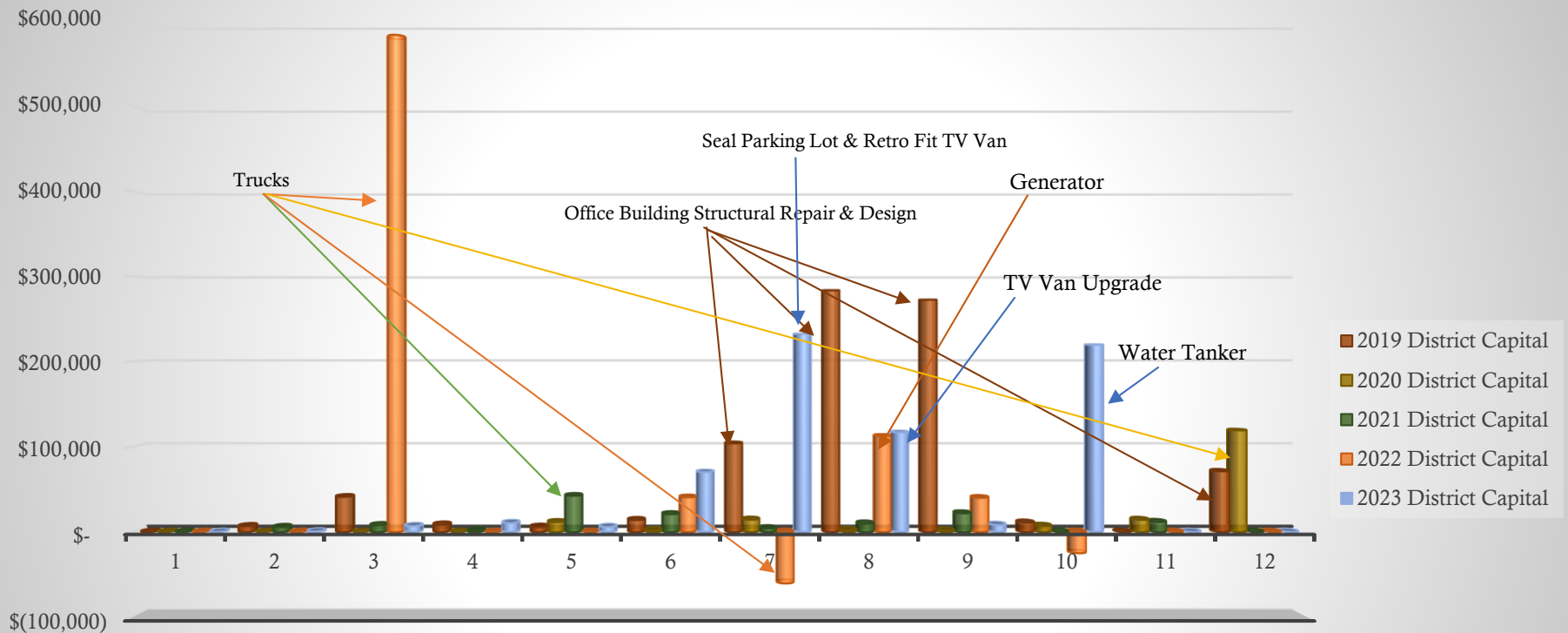
Prior Yr's vs Current Yr Expenses (O&M Only)



	1	2	3	4	5	6	7	8	9	10	11	12
2021 Exp	\$456,410	\$882,377	\$666,054	\$701,565	\$771,326	\$836,933	\$875,255	\$864,968	\$626,689	\$907,906	\$1,183,64	\$830,326
2022 Exp	\$487,680	\$925,300	\$760,066	\$914,620	\$784,510	\$782,816	\$896,971	\$820,589	\$830,386	\$908,912	\$1,759,04	\$784,488
2023 Exp	\$537,661	\$992,022	\$787,543	\$1,028,47	\$850,930	\$878,991	\$880,044	\$872,243	\$1,778,25	\$983,609	\$-	\$-

2021 Exp 2022 Exp 2023 Exp

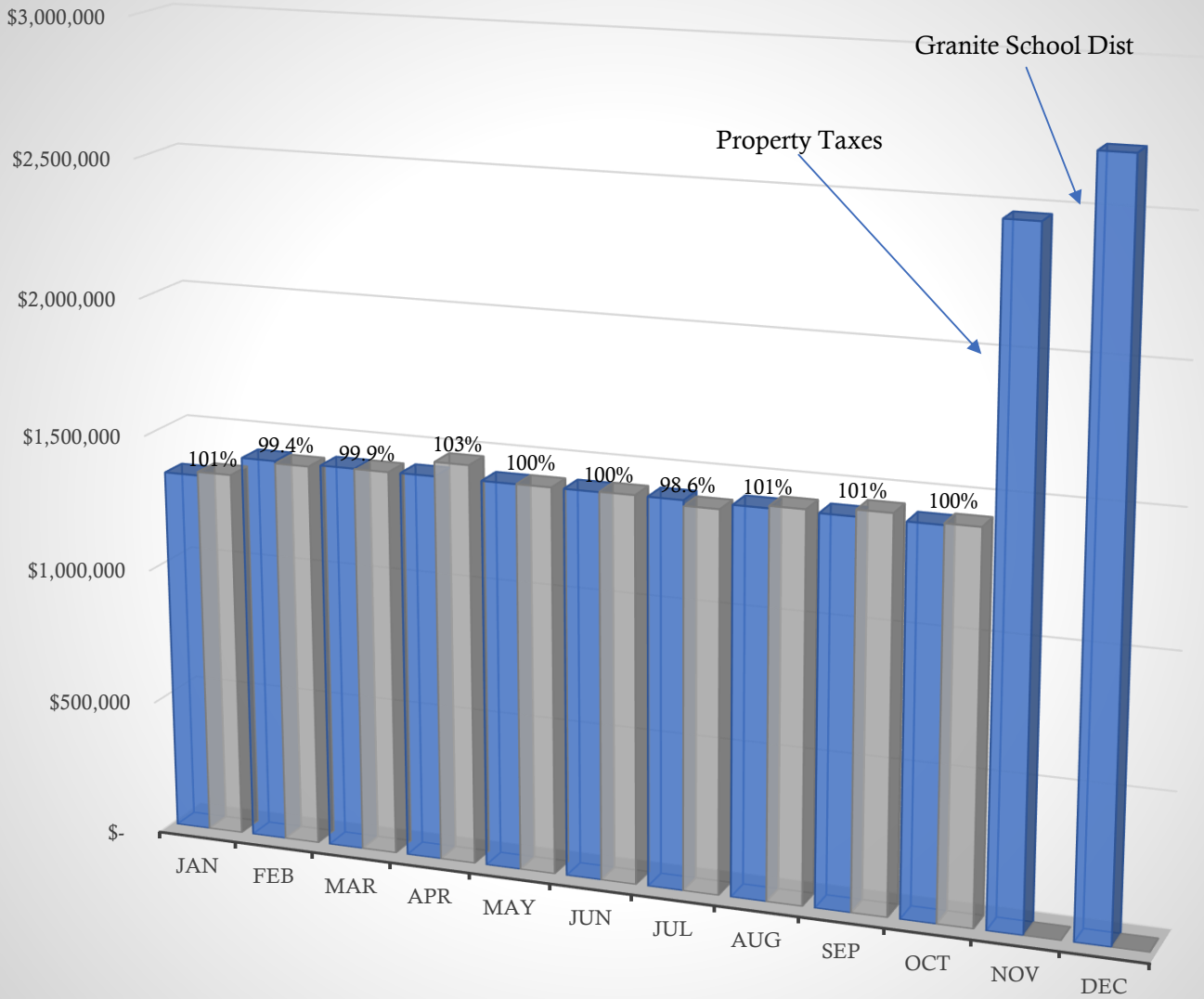
District Capital - 5 Year History



	1	2	3	4	5	6	7	8	9	10	11	12
2019 District Capital	\$-	\$6,700	\$41,161	\$8,540	\$5,919	\$13,887	\$103,834	\$283,721	\$272,638	\$10,840	\$-	\$71,132
2020 District Capital	\$-	\$-	\$-	\$-	\$11,448	\$1,785	\$14,305	\$2,040	\$1,388	\$7,017	\$14,104	\$119,016
2021 District Capital	\$-	\$5,677	\$7,808	\$1,843	\$42,414	\$20,785	\$4,149	\$9,702	\$21,789	\$-	\$11,587	\$-
2022 District Capital	\$-	\$-	\$583,522	\$-	\$-	\$40,587	\$-(60,468)	\$112,620	\$39,996	\$-(25,000)	\$-	\$-
2023 District Capital	\$-	\$518	\$6,871	\$10,439	\$5,815	\$70,213	\$232,374	\$116,755	\$8,276	\$219,665	\$-	\$-

2023 Budget to Actual Revenue

Year to Date



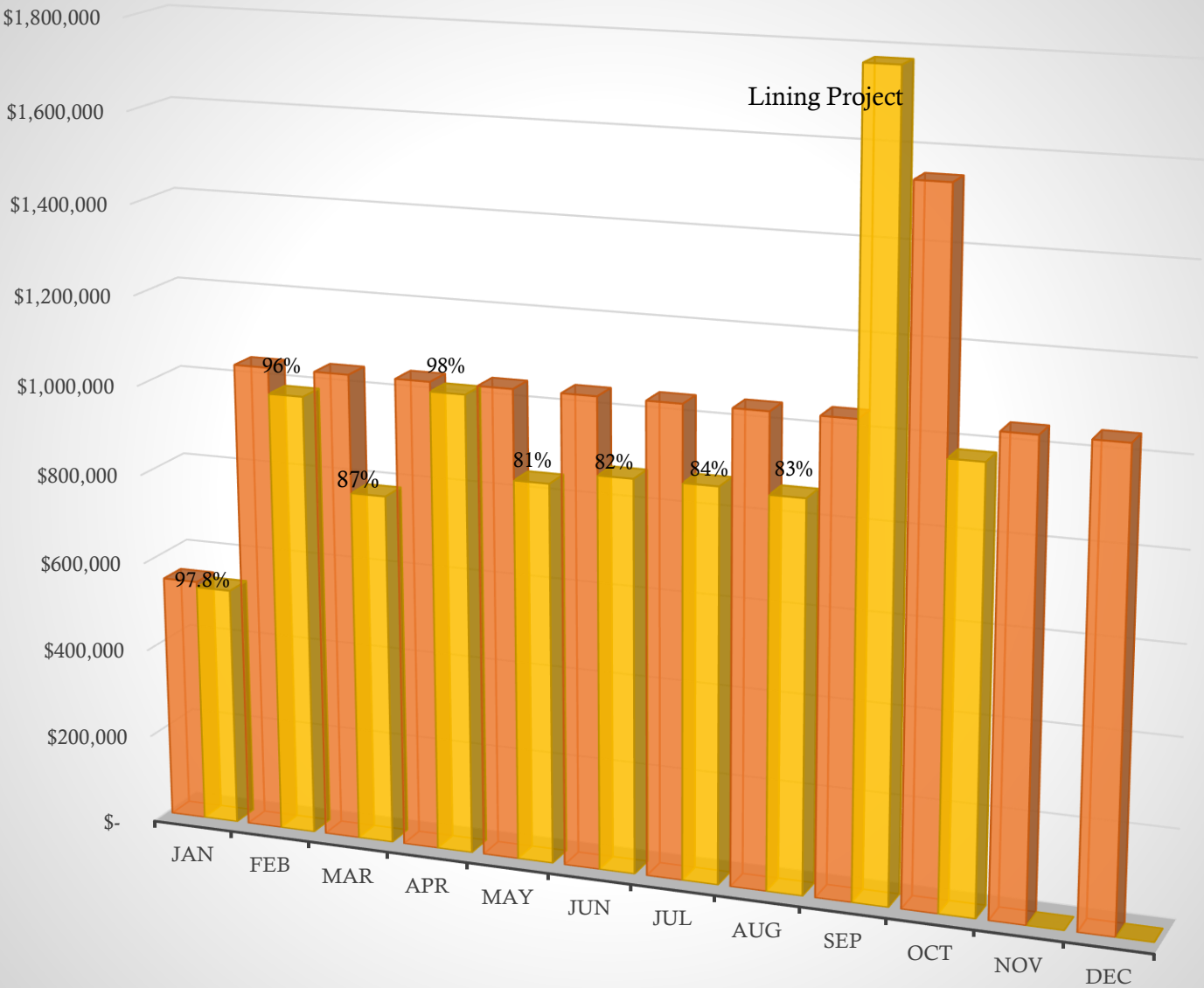
	Jan	Feb	Mar	Apr	May	Jun	Jul	Aug	Sep	Oct	Nov	Dec
Budget	\$1,343,22	\$1,424,04	\$1,424,04	\$1,424,04	\$1,424,04	\$1,424,04	\$1,424,04	\$1,424,04	\$1,424,04	\$1,424,04	\$2,474,67	\$2,717,13
Actual	\$1,356,70	\$1,415,81	\$1,423,16	\$1,476,41	\$1,424,38	\$1,425,23	\$1,404,18	\$1,432,91	\$1,448,93	\$1,430,18	\$-	\$-

■ Budget ■ Actual

2023 Budget to Actual Expenses

Year to Date

YTD 75.2%



	Jan	Feb	Mar	Apr	May	Jun	Jul	Aug	Sep	Oct	Nov	Dec
Budget	\$549,627	\$1,049,627	\$1,049,627	\$1,049,627	\$1,049,627	\$1,049,627	\$1,049,627	\$1,049,627	\$1,049,627	\$1,549,627	\$1,049,627	\$1,049,627
Actual	\$537,661	\$992,022	\$787,643	\$1,028,477	\$850,930	\$878,991	\$880,044	\$872,243	\$1,778,250	\$983,609	\$0	\$0

Budget Actual

MT. OLYMPUS IMPROVEMENT DISTRICT
STATEMENT OF NET POSITION
AS OF OCTOBER 31, 2023
(UNAUDITED)

ASSETS

CURRENT ASSETS

	CASH ON HAND		
1113	PETTY CASH	450.00	
	TOTAL CASH ON HAND		450.00
	CASH IN BANK - CHECKING & SAVINGS		
1121	ZFNB CHECKING	178,542.26	
1135	PTIF 8603- CF	1,437,885.36	
1170	CLEARING - XBP DEPOSIT	194,415.61	
	TOTAL CASH IN BANK - CHECKING & SAVINGS		1,810,843.23
	CURRENT SECURITIES		
1501	PTIF 8604 - RESERVE	4,713,246.59	
	TOTAL CURRENT SECURITIES		4,713,246.59
	ACCOUNTS RECEIVABLE		
1301	ACCOUNTS RECEIVABLE	795.00	
1303	SEWER FEES	314,793.17	
1305	LIENS	566,836.53	
	TOTAL ACCOUNTS RECEIVABLE		882,424.70
	INVENTORY		
1372	GAS, OIL, PARTS	36,030.99	
	TOTAL INVENTORY		36,030.99
	TOTAL CURRENT ASSETS		7,442,995.51
	RESTRICTED ASSETS		
1502	MT OLYMPUS I D RESERVE 301	5,881,269.61	
1503	MT OLYMPUS/CVWRF RESERVE 302	3,676,196.23	
1508	NET PENSION ASSET	899,549.00	
	TOTAL RESTRICTED ASSETS		10,457,014.84

MT. OLYMPUS IMPROVEMENT DISTRICT
STATEMENT OF NET POSITION
AS OF OCTOBER 31, 2023
(UNAUDITED)

CVWR FACILITY PROJECT		
1551	INVEST IN CVWR (NET POSITION)	32,134,323.66
1553	CVWRF CONST IN PROGRESS	512,189.53
1554	CVWR STATE RESERVE FUND	10,148.88
1555	CVWRF-2020A LOAN DSRF	495,243.42
1556	CVWR 2020A LOAN DS	1,077,807.41
1557	CVWR- 2021A BNK OF UT BOND	1,079,485.25
1558	CVWRF - 2021 BOND	4,895,854.27
		<hr/>
TOTAL CVWR FACILITY PROJECT		40,205,052.42
FIXED & LONG TERM ASSETS - AT COST		
1610	SEWER MAINS-SUBDIVISIONS	14,085,618.12
1620	SEWER SYSTEMS	20,990,592.48
1625	CONST. IN PROGRESS	51,086.09
1640	OFFICE & GARAGE IMPROVEMENT	3,956,699.01
1650	FURNITURE & FIXTURES	132,850.97
1660	AUTOMOBILE & TRUCKS	2,871,893.70
1670	TOOLS, EQUIPMENT & COMPUTERS	308,722.41
<hr/>		
1695	LESS ACCUMULATED DEPR	(28,022,557.85)
1700	LAND	449,836.48
1950	DEFERRED PENSION OUTFLOW	555,584.00
		<hr/>
TOTAL FIXED & LONG TERM ASSETS - AT COST		15,380,325.41
		<hr/>
TOTAL ASSETS		73,485,388.18
		<hr/> <hr/>

MT. OLYMPUS IMPROVEMENT DISTRICT
STATEMENT OF NET POSITION
AS OF OCTOBER 31, 2023
(UNAUDITED)

<u>LIABILITIES AND EQUITIES</u>		
<u>CURRENT LIABILITIES</u>		
2050	ESCHEATMENTS PAYABLE	953.56
2062	MANHOLE DEPOSITS	49,800.00
2090	UNEARNED SEWER FEES	790,822.65
		<hr/>
	TOTAL CURRENT LIABILITIES	841,576.21
<u>LONG TERM LIABILITIES</u>		
2140	ACCRUED SICK LEAVE	419,980.89
2150	ACCRUED VACATION LEAVE	165,149.16
2250	DEFERRED PENSION INFLOW	1,270,613.00
		<hr/>
	TOTAL LONG TERM LIABILITIES	1,855,743.05
<u>EQUITIES</u>		
CONTRIBUTIONS		
2410	COUNTY PROPERTY TAXES	23,785,528.69
2411	DELINQUENT TAX COLLECTIONS	425,130.32
2412	FEE IN LIEU G. O.	742,917.60
2413	TAXES GO BONDS JUDGEMENT	13,578.41
2414	FEE IN LIEU GO BOND JUDGEMNT	2,094.28
2420	OTHER CONTRIBUTIONS	15,464,996.58
2440	CAPACITY FEES	16,745,132.30
		<hr/>
	TOTAL CONTRIBUTIONS	57,179,378.18
RETAINED EARNINGS		
2500	RETAINED EARNINGS	8,837,438.42
	REVENUE OVER EXPENDITURES - YTD	4,771,252.32
		<hr/>
	TOTAL RETAINED EARNINGS	13,608,690.74
		<hr/>
	TOTAL LIABILITIES & EQUITIES	73,485,388.18
		<hr/> <hr/>

MT. OLYMPUS IMPROVEMENT DISTRICT
STATEMENT OF REVENUES, EXPENSES & CHANGES IN NET POSITION WITH BUDGET COMPARISON
FOR THE 10 MONTHS ENDING OCTOBER 31, 2023

	CURRENT PERIOD ACTUAL	YTD ACTUAL	YEAR BUDGET	BDGT PCNT	BUDGET REMAINING	ACCOUNT NO
<u>OPERATING REVENUE</u>						
SEWER FEES	1,315,402.36	13,120,814.29	15,827,220.00	82.9	2,706,405.71	3020
ENGINEERING FEES	.00	23,120.00	7,750.00	298.3	(15,370.00)	3025
SEWER AVAILABILITY LETTER	.00	.00	.00	.0	.00	3030
TAXES M & O	29,183.72	202,534.09	3,047,253.00	6.7	2,844,718.91	3035
DELINQUENT TAX COLLECTIONS	1,109.40	47,814.31	54,445.00	87.8	6,630.69	3036
FEE IN LIEU M & O	8,597.74	88,089.57	113,539.00	77.6	25,449.43	3037
RDA TAXES	.00	.00	25,000.00	.0	25,000.00	3038
INSPECTION FEES	2,600.00	21,250.00	25,000.00	85.0	3,750.00	3040
NOSE ON FEES	250.00	10,750.00	10,500.00	102.4	(250.00)	3060
INTEREST AND ADMIN FEES	6,098.60	119,207.07	100,000.00	119.2	(19,207.07)	3070
MISCELLANEOUS INCOME	300.00	3,644.01	3,500.00	104.1	(144.01)	3090
TOTAL OPERATING REVENUE	1,363,541.82	13,637,223.34	19,214,207.00	71.0	5,576,983.66	
<u>OPERATING EXPENSES</u>						
SEWER LINES	294,149.18	2,588,720.51	3,191,535.00	81.1	602,814.49	
INFORMATION TECHNOLOGY EXPENSES	30,583.10	299,162.73	419,609.00	71.3	120,446.27	
CVWR FACILITY EXPENSES	430,550.48	4,276,132.92	6,479,769.00	66.0	2,203,636.08	
ADMINISTRATIVE	110,414.25	1,162,657.33	1,860,069.00	62.5	697,411.67	
ENGINEERING AND INSPECTION	50,746.60	591,543.42	807,038.00	73.3	215,494.58	
OTHER OPER REVENUE DEDUCTION						
DEPRECIATION	67,165.58	671,655.80	.00	.0	(671,655.80)	
TOTAL OTHER OPERATING EXPENSE	983,609.19	9,589,872.71	12,758,020.00	75.2	3,168,147.29	
<u>NON-OPERATING INCOME</u>						
INTEREST INCOME	66,646.90	723,901.69	750,000.00	96.5	26,098.31	
GAIN (LOSS) SALE FIXED ASSETS	.00	.00	.00	.0	.00	
GAIN ON PUR OF DISTRICT BONDS	.00	.00	.00	.0	.00	
MISCELLANEOUS INCOME	.00	.00	.00	.0	.00	
TOTAL NON-OPERATING INCOME	66,646.90	723,901.69	750,000.00	96.5	26,098.31	
<u>NON-OPERATING EXPENSE</u>						
INTEREST EXPENSE	.00	.00	1,920,918.00	.0	1,920,918.00	
TRUST AND PAYING AGENT FEES	.00	.00	2,167.00	.0	2,167.00	
ACTUARIAL & BENEFIT PENSION EXPENSE	.00	.00	.00	.0	.00	
TOTAL NON-OPERATING EXPENSE	.00	.00	1,923,085.00	.0	1,923,085.00	
NET (GAIN) LOSS	(446,579.53)	(4,771,252.32)	(5,283,102.00)	(90.3)	(511,849.68)	

MT. OLYMPUS IMPROVEMENT DISTRICT
STATEMENT OF REVENUES, EXPENSES & CHANGES IN NET POSITION WITH BUDGET COMPARISON
FOR THE 10 MONTHS ENDING OCTOBER 31, 2023

	CURRENT PERIOD ACTUAL	YTD ACTUAL	YEAR BUDGET	BDGT PCNT	BUDGET REMAINING	ACCOUNT NO
SEWER LINES						
SALARIES AND WAGES	84,980.49	822,973.91	1,125,441.00	73.1	302,467.09	4010
TEMP HELP / URS PURCH	125,058.18	125,058.18	.00	.0 (125,058.18)	4011
EMPLOYEE BENEFITS	43,108.21	453,998.15	664,597.00	68.3	210,598.85	4020
SUBSCRIPTIONS & TRAINING	1,637.75	14,898.84	12,830.00	116.1 (2,068.84)	4030
PHONE & INTERNET	259.18	4,106.65	8,437.00	48.7	4,330.35	4035
COMPACTORS	.00	.00	100.00	.0	100.00	4040
FORK LIFT	.00	183.67	120.00	153.1 (63.67)	4045
AIR COMPRESSORS	524.42	725.70	100.00	725.7 (625.70)	4048
6 INCH TRASH PUMP	.00	.00	100.00	.0	100.00	4050
SMALL PUMPS & SAW	27.43	33.37	300.00	11.1	266.63	4055
WELDERS	.00	.00	100.00	.0	100.00	4075
TOOLS	.00	2,036.20	2,100.00	97.0	63.80	4080
LINES REPAIRS & MAINTENANCE	26,318.22	822,673.74	1,000,000.00	82.3	177,326.26	4085
INSURANCE	.00	63,977.61	65,076.00	98.3	1,098.39	4090
SUPPLIES	863.96	1,820.06	5,486.00	33.2	3,665.94	4110
COMPUTER/SOFTWARE -CLOSED	.00	.00	.00	.0	.00	4115
SAFETY EQUIPMENT	493.96	2,748.52	4,100.00	67.0	1,351.48	4120
HEAT	115.87	4,824.16	7,000.00	68.9	2,175.84	4129
ELECTRICITY	897.19	7,748.49	8,694.00	89.1	945.51	4130
WATER	2,221.26	3,631.34	3,840.00	94.6	208.66	4131
UNIFORMS	1,922.96	9,496.98	19,106.00	49.7	9,609.02	4140
2022 DODGE RAM 1500	202.30	5,171.05	4,000.00	129.3 (1,171.05)	4145
WARNING SIGNS	.00	.00	1,000.00	.0	1,000.00	4150
TRAILERS	.00	.00	150.00	.0	150.00	4151
CASE 580D TRACTOR	.00	119.35	800.00	14.9	680.65	4152
2021 FORD F150 CREWCAB 4X4	167.52	6,131.40	5,925.00	103.5 (206.40)	4153
CLOSED ACCT	.00	.00	.00	.0	.00	4154
CLOSED ACCT	.00	.00	.00	.0	.00	4155
2021 FORD F250 4X4 PICKUP	25.00	2,165.97	4,869.00	44.5	2,703.03	4156
1979 GMC DUMP TRK *CLOSED*	.00	.00	.00	.0	.00	4157
1999 INT 4900 DUMP TRUCK	.00	1,541.78	2,533.00	60.9	991.22	4158
2021 FORD F350 W/PLOW & DUMP	25.00	2,797.75	2,754.00	101.6 (43.75)	4159
2006 PERMA LINER TRAILER	.00	1,060.00	1,328.00	79.8	268.00	4160
2014 FORD F450 BOX TV VAN	545.42	8,285.41	15,896.00	52.1	7,610.59	4161
CLOSED ACCT	.00	.00	.00	.0	.00	4162
1979 GMC RODDER	.00	1,232.22	1,400.00	88.0	167.78	4163
2017 FREIGHTLINER JET TRUCK	1,445.84	15,298.14	18,855.00	81.1	3,556.86	4164
2014 FORD F350 BOXVAN / TV	363.99	16,217.80	12,034.00	134.8 (4,183.80)	4165
2005 INT WATER TANK TRUCK	436.32	6,978.25	11,847.00	58.9	4,868.75	4166
2001 INT 4700 FLATBED W/CRANE	.00	2,039.42	4,121.00	49.5	2,081.58	4167
2020 WESTERN STAR RECYCLER	1,019.28	17,759.74	27,165.00	65.4	9,405.26	4168
2015 FREIGHTLINER/VAC CON	1,381.93	17,689.77	29,331.00	60.3	11,641.23	4169
EMERGENCY	107.50	143,296.89	100,000.00	143.3 (43,296.89)	4170
CONTINGENCY FUND	.00	.00	20,000.00	.0	20,000.00	4194
TOTAL SEWER LINES EXPENSE	294,149.18	2,588,720.51	3,191,535.00	81.1	602,814.49	

MT. OLYMPUS IMPROVEMENT DISTRICT
STATEMENT OF REVENUES, EXPENSES & CHANGES IN NET POSITION WITH BUDGET COMPARISON
FOR THE 10 MONTHS ENDING OCTOBER 31, 2023

	CURRENT PERIOD ACTUAL	YTD ACTUAL	YEAR BUDGET	BDGT PCNT	BUDGET REMAINING	ACCOUNT NO
<u>INFORMATION TECHNOLOGY EXPENSES</u>						
SALARIES & WAGES	16,606.42	176,313.64	227,074.00	77.7	50,760.36	4210
EMPLOYEE BENEFITS	7,974.79	85,388.96	125,302.00	68.2	39,913.04	4220
SUBSCRIPTION & TRAINING	.00	5,224.99	8,041.00	65.0	2,816.01	4230
TOOLS	.00	.00	200.00	.0	200.00	4231
PHONE & INTERNET	202.02	1,940.49	3,919.00	49.5	1,978.51	4235
UNIFORMS	.00	.00	160.00	.0	160.00	4240
INSURANCE	.00	8,232.44	11,697.00	70.4	3,464.56	4245
SOFTWARE & LICENSING	1,882.71	14,943.23	24,866.00	60.1	9,922.77	4250
PARTS & EQUIPMENT	3,917.16	7,088.38	15,850.00	44.7	8,761.62	4266
SUPPLIES	.00	30.60	.00	.0 (30.60)	4270
CONTINGENCY FUND	.00	.00	2,500.00	.0	2,500.00	4298
TOTAL INFORMATION TECHNOLOGY EXPENSE	30,583.10	299,162.73	419,609.00	71.3	120,446.27	

MT. OLYMPUS IMPROVEMENT DISTRICT
STATEMENT OF REVENUES, EXPENSES & CHANGES IN NET POSITION WITH BUDGET COMPARISON
FOR THE 10 MONTHS ENDING OCTOBER 31, 2023

	CURRENT PERIOD ACTUAL	YTD ACTUAL	YEAR BUDGET	BDGT PCNT	BUDGET REMAINING	ACCOUNT NO
<u>CVWR FACILITY EXPENSES</u>						
CVWR TREATMENT CONTRACT	398,117.56	3,939,094.02	5,798,759.00	67.9	1,859,664.98	4320
CVWR ADMINISTRATION	.00	.00	.00	.0	.00	4325
CVWR PRETREATMENT	13,307.45	145,295.33	165,025.00	88.0	19,729.67	4330
CVWR LABORATORY	19,125.47	191,743.57	291,709.00	65.7	99,965.43	4335
CVWR INTERCEPTOR MONITORING	.00	.00	.00	.0	.00	4340
CVWR ENGINEERING/SAFETY	.00	.00	.00	.0	.00	4345
CVWR CONTINGENCY	.00	.00	224,276.00	.0	224,276.00	4398
TOTAL CVWR FACILITY EXPENSE	430,550.48	4,276,132.92	6,479,769.00	66.0	2,203,636.08	

MT. OLYMPUS IMPROVEMENT DISTRICT
STATEMENT OF REVENUES, EXPENSES & CHANGES IN NET POSITION WITH BUDGET COMPARISON
FOR THE 10 MONTHS ENDING OCTOBER 31, 2023

	CURRENT PERIOD ACTUAL	YTD ACTUAL	YEAR BUDGET	BDGT PCNT	BUDGET REMAINING	ACCOUNT NO
ADMINISTRATIVE EXPENSES						
SALARIES AND WAGES	43,956.68	483,281.95	677,564.00	71.3	194,282.05	4410
EMPLOYEE BENEFITS	20,919.42	233,141.01	344,773.00	67.6	111,631.99	4420
LEGAL FEES	5,765.00	66,475.18	86,400.00	76.9	19,924.82	4425
DISTRICT TRUSTEE FEES	.00	2,500.00	15,000.00	16.7	12,500.00	4426
ADDL BOARD MEETING PER DIEM	1,550.00	1,550.00	3,540.00	43.8	1,990.00	4427
SUBSCRIPTION & TRAINING	1,497.36	36,911.54	56,067.00	65.8	19,155.46	4430
PHONE & INTERNET	432.34	4,419.06	7,158.00	61.7	2,738.94	4435
INSURANCE	.00	24,213.09	26,183.00	92.5	1,969.91	4450
EQUIPMENT EXPENSE	.00	4,593.01	5,700.00	80.6	1,106.99	4460
AUTO EXPENSE REIMBURSEMENT	400.00	4,092.36	7,250.00	56.5	3,157.64	4470
BUILDING MAINTENANCE	2,387.35	21,369.81	25,774.00	82.9	4,404.19	4485
GROUNDS MAINTENANCE	2,448.48	10,082.07	19,635.00	51.4	9,552.93	4486
EMERGENCY GENERATOR	.00	200.81	1,500.00	13.4	1,299.19	4487
COVID 19 SUPPLIES	.00	.00	3,425.00	.0	3,425.00	4501
OFFICE SUPPLIES	439.30	9,350.07	9,354.00	100.0	3.93	4502
POSTAGE	5,386.18	62,789.80	82,528.00	76.1	19,738.20	4503
ADVERTISING	.00	240.00	4,250.00	5.7	4,010.00	4506
BAD DEBT EXPENSE	.00	145.00	3,500.00	4.1	3,355.00	4510
ELECTION EXPENSE	.00	.00	101,000.00	.0	101,000.00	4512
RDA TAXES	.00	.00	25,000.00	.0	25,000.00	4515
OTHER EXPENSE	.00	.00	20,000.00	.0	20,000.00	4520
HEAT	115.87	4,824.12	9,500.00	50.8	4,675.88	4529
ELECTRICITY	895.23	6,786.78	8,365.00	81.1	1,578.22	4530
WATER	2,221.26	3,631.33	3,504.00	103.6	(127.33)	4531
CLOSED VEH ACCT	.00	.00	.00	.0	.00	4555
2019 FORD F150 CREWCAB	154.26	1,883.70	2,633.00	71.5	749.30	4556
2021 FORD F150 XLT CREWCAB	142.82	5,547.42	6,780.00	81.8	1,232.58	4557
BANK CHARGES	15,327.42	123,294.35	138,636.00	88.9	15,341.65	4560
ACCOUNTING & AUDITING	.00	11,000.00	12,000.00	91.7	1,000.00	4565
DATA PROCESSING	4,451.00	20,961.00	21,320.00	98.3	359.00	4567
PROFESSIONAL SERVICES	1,354.25	17,888.25	100,000.00	17.9	82,111.75	4582
WATER REUSE DEMONSTRATION PROJ	.00	.00	.00	.0	.00	4585
MISCELLANEOUS	570.03	1,485.62	11,730.00	12.7	10,244.38	4590
CONTINGENCY FUND	.00	.00	20,000.00	.0	20,000.00	4594
TOTAL ADMINISTRATIVE EXPENSE	110,414.25	1,162,657.33	1,860,069.00	62.5	697,411.67	

MT. OLYMPUS IMPROVEMENT DISTRICT
STATEMENT OF REVENUES, EXPENSES & CHANGES IN NET POSITION WITH BUDGET COMPARISON
FOR THE 10 MONTHS ENDING OCTOBER 31, 2023

	CURRENT PERIOD ACTUAL	YTD ACTUAL	YEAR BUDGET	BDGT PCNT	BUDGET REMAINING	ACCOUNT NO
<u>ENGINEERING & INSPECTION EXPENSES</u>						
SALARIES AND WAGES	30,336.97	340,914.70	449,994.00	75.8	109,079.30	4610
EMPLOYEE BENEFITS	15,084.58	189,590.21	262,502.00	72.2	72,911.79	4620
SUBSCRIPTION & TRAINING	1,758.45	8,447.93	13,023.00	64.9	4,575.07	4630
PHONE & INTERNET	931.16	6,049.90	7,530.00	80.3	1,480.10	4635
UNIFORMS	79.32	1,241.48	2,218.00	56.0	976.52	4640
SUPPLIES	782.70	2,522.68	2,650.00	95.2	127.32	4645
INSURANCE	.00	5,782.86	6,029.00	95.9	246.14	4650
CLOSED ACCT	.00	.00	.00	.0	.00	4654
CLOSED ACCT	.00	.00	.00	.0	.00	4655
CLOSED ACCT	.00	.00	.00	.0	.00	4656
2021 FORD F150 CREWCAB 4X4	80.08	3,212.41	5,686.00	56.5	2,473.59	4657
2018 FORD F150 CREWCAB XLT	113.33	2,632.95	4,555.00	57.8	1,922.05	4658
2018 FORD F150 CREWCAB	159.41	3,500.35	4,685.00	74.7	1,184.65	4659
NOSE ON EXPENSE	.00	5,101.85	6,360.00	80.2	1,258.15	4660
AUTO EXPENSE REIMBURSEMENT	400.00	4,000.00	4,800.00	83.3	800.00	4670
BLUE STAKES	1,020.60	17,905.10	30,956.00	57.8	13,050.90	4680
GPS EXPENSES	.00	641.00	2,450.00	26.2	1,809.00	4690
CONTINGENCY FUND	.00	.00	3,600.00	.0	3,600.00	4698
TOTAL ENGINEERING & INSPECTION EXPENSE	50,746.60	591,543.42	807,038.00	73.3	215,494.58	

MT OLYMPUS IMPROVEMENT DISTRICT
CAPITAL BUDGET VARIANCE REPORT 2023

10/31/2023

					YTD CAPITAL PURCHASES		% of BUDGET USED	REMAINING BUDGET	
Units	Asset	Unit Price	Total	GL	INCURRED	OPEN PO'S			
TAB	ADMIN / OFFICE								
	1		\$ -	\$ -	1640	\$ -	\$ -	0%	\$ -
	1		\$ -	\$ -	1640	\$ -	\$ -	0%	\$ -
	-		\$ -	\$ -		\$ -	\$ -	0%	\$ -
TOTAL			\$ -		\$ -	\$ -	0%	\$ -	
ENGINEERING									
3	1	Reseal Parking Lot	\$ 35,600.00	\$ 35,600.00	1640	\$ 26,841.00		75%	\$ 8,759.00
	1	Contingency for Asphalt products/pricing	\$ 3,560.00	\$ 3,560.00	1640	\$ -		0%	\$ 3,560.00
	1	Replace Grass Park Strip with hard landscape	\$ 20,000.00	\$ 20,000.00	1640	\$ -		0%	\$ 20,000.00
	1	Chopper Pumps - Vaughan model	\$ 52,500.00	\$ 52,500.00	1620	\$ 37,310.00	\$ 15,000.00	71%	\$ 190.00
	1	Contingency -Chopper Pumps	\$ 10,500.00	\$ 10,500.00	1620	\$ -		0%	\$ 10,500.00
	1	Steel Privacy fence and hardscape around tra	\$ 12,800.00	\$ 12,800.00	1640	\$ -	\$ -	0%	\$ 12,800.00
	1	I-15 Project	\$ 100,000.00	\$ 100,000.00	1625	\$ 51,086.09		0%	\$ 48,913.91
	TOTAL			\$ 234,960.00		\$ 88,396.09	\$ 15,000.00	38%	\$ 104,722.91
LINES / COLLECTION SYSTEM									
1	Retro fit 4161, 2015 F450 Equip Only	\$ 255,000.00	\$ 255,000.00	1660	\$ 284,354.36		112%	\$ (29,354.36)	
1	Trade in old TV equipment	\$ (25,000.00)	\$ (25,000.00)	1660	\$ -		0%	\$ (25,000.00)	
1	Camera software not included by Lines Sup.	\$ 59,900.00	\$ 59,900.00	1660	\$ 53,900.00		0%	\$ 6,000.00	
1	Replace Water Tanker 4166	\$ 214,934.00	\$ 214,934.00	1660	\$ 217,434.00		0%	\$ (2,500.00)	
1	Sale/Trade in 2005 International Water Tank	\$ (45,000.00)	\$ (45,000.00)	1660	\$ -		0%	\$ (45,000.00)	
1		\$ -	\$ -	1660			0%	\$ -	
TOTAL			\$ 459,834.00		\$ 555,688.36	\$ -	121%	\$ (95,854.36)	
IT / COMPUTER SYSTEM									
-		\$ -	\$ -	1670	\$ -	\$ -	0%	\$ -	
		\$ -	\$ -	1670	\$ -			\$ -	
TOTAL			\$ -	1670	\$ -	\$ -	0%	\$ -	
TOTAL CAPITAL OUTLAY			\$ 694,794.00		\$ 644,084.45	\$ 15,000.00	92.7%	\$ 35,709.55	

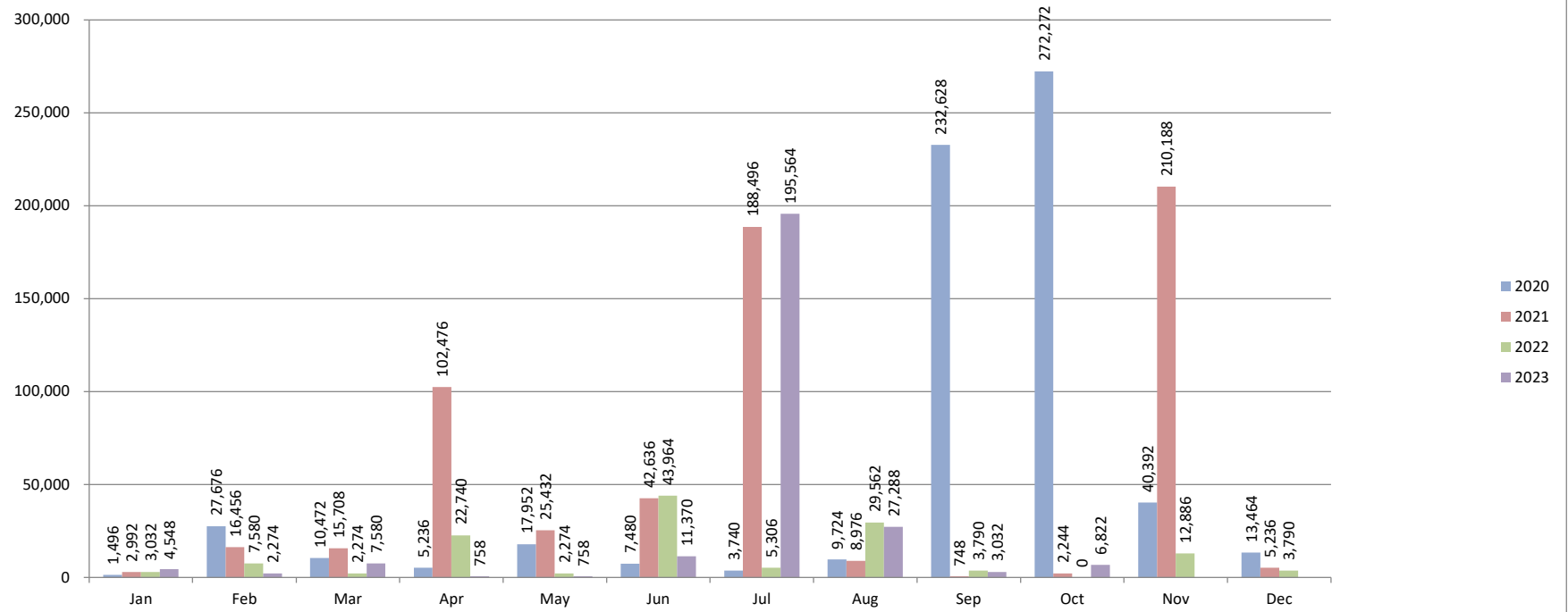
SEWER MAIN & SYSTEM ADDITIONS

1	DISTRICT ADDITION TO MAIN LINES	\$ 495,935.00	1610
	DISTRICT ADDITION TO SYSTEM	\$ 37,310.00	1620
	DISTRICT DISPOSITION OF ASSETS - WIP	\$ -	1625
	DISTRICT DISPOSITION OF ASSETS	\$ -	
	DISTRICT GAIN ON SALE OF VEHICLES	\$ -	1660

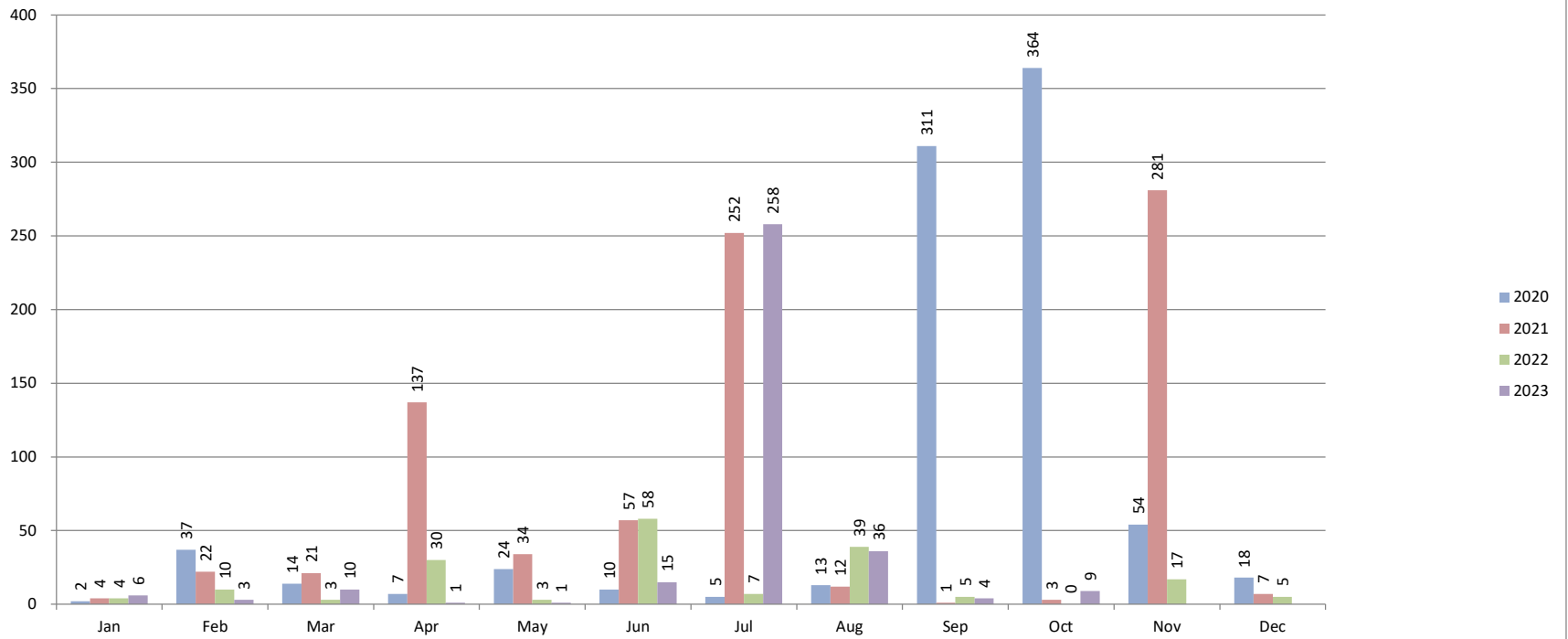
		Totals from				
		GL#	Above	From GL	diff	
Sewer Main- Subdivision	1610	\$	495,935	\$ 495,935	\$ -	✓
Sewer System	1620	\$	37,310	\$ 37,310	\$ -	✓
Const. In Progress	1625	\$	51,086	\$ 51,086	\$ -	✓
Office & Garage Improvements	1640	\$	26,841	\$ 26,841	\$ -	✓
Furniture & Fixtures	1650	\$	-	\$ -	\$ -	✓
Automobiles & Trucks	1660	\$	555,688	\$ 555,688	\$ -	✓
Tools & Equipment	1670	\$	-	\$ -	\$ -	✓
Gain on Sale of Assets		\$	-	\$ -	\$ -	
		\$	1,166,860	\$ 1,166,860	\$ -	✓

		12/31/2022	12/31/2023	ytd change	
Sewer Main- Subdivision	1610	\$ 13,589,683	\$ 14,085,618	\$ 495,935.00	✓
Sewer System	1620	\$ 20,953,282	\$ 20,990,592	\$ 37,310.00	✓
Const. In Progress	1625	\$ -	\$ 51,086	\$ 51,086.09	✓
Office & Garage Improvements	1640	\$ 3,929,858	\$ 3,956,699	\$ 26,841.00	✓
Furniture & Fixtures	1650	\$ 132,851	\$ 132,851	\$ -	✓
Automobiles & Trucks	1660	\$ 2,316,205	\$ 2,871,894	\$ 555,688.36	✓
Tools & Equipment	1670	\$ 308,722	\$ 308,722	\$ -	✓
less Accumulated Depreciation	1695	\$ 27,350,902.05	\$ 28,022,557.85	\$ 671,655.80	✓
Land	1700	\$ 449,836.48	\$ 449,836.48	\$ -	✓
Deferred Pension	1950	\$ 84,259.00	\$ 84,259.00	\$ -	✓
Total Assets		\$ 69,502,665.86	\$ 71,425,441.11	\$ 1,922,775.25	✓

CAPACITY FEES - DOLLARS

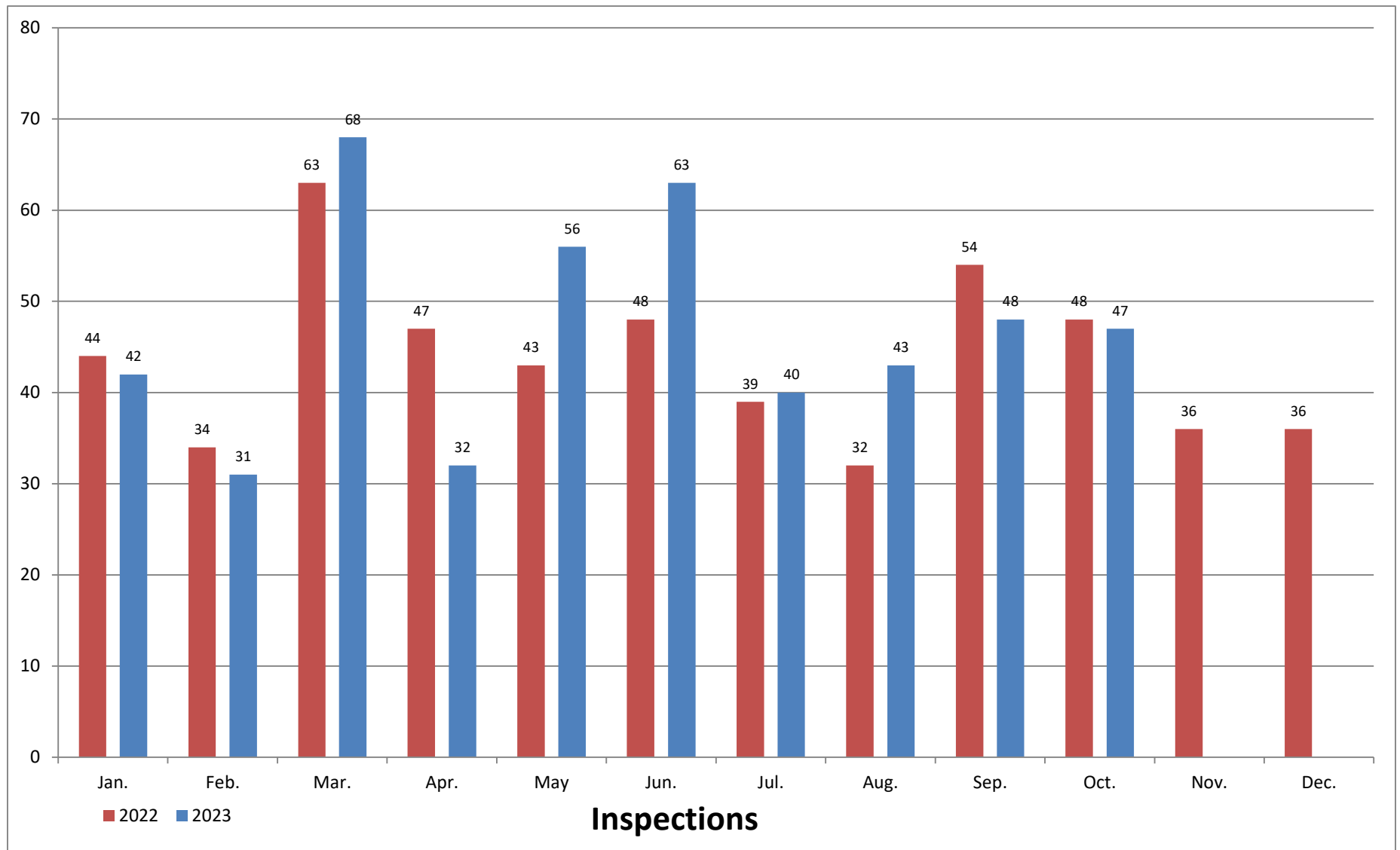


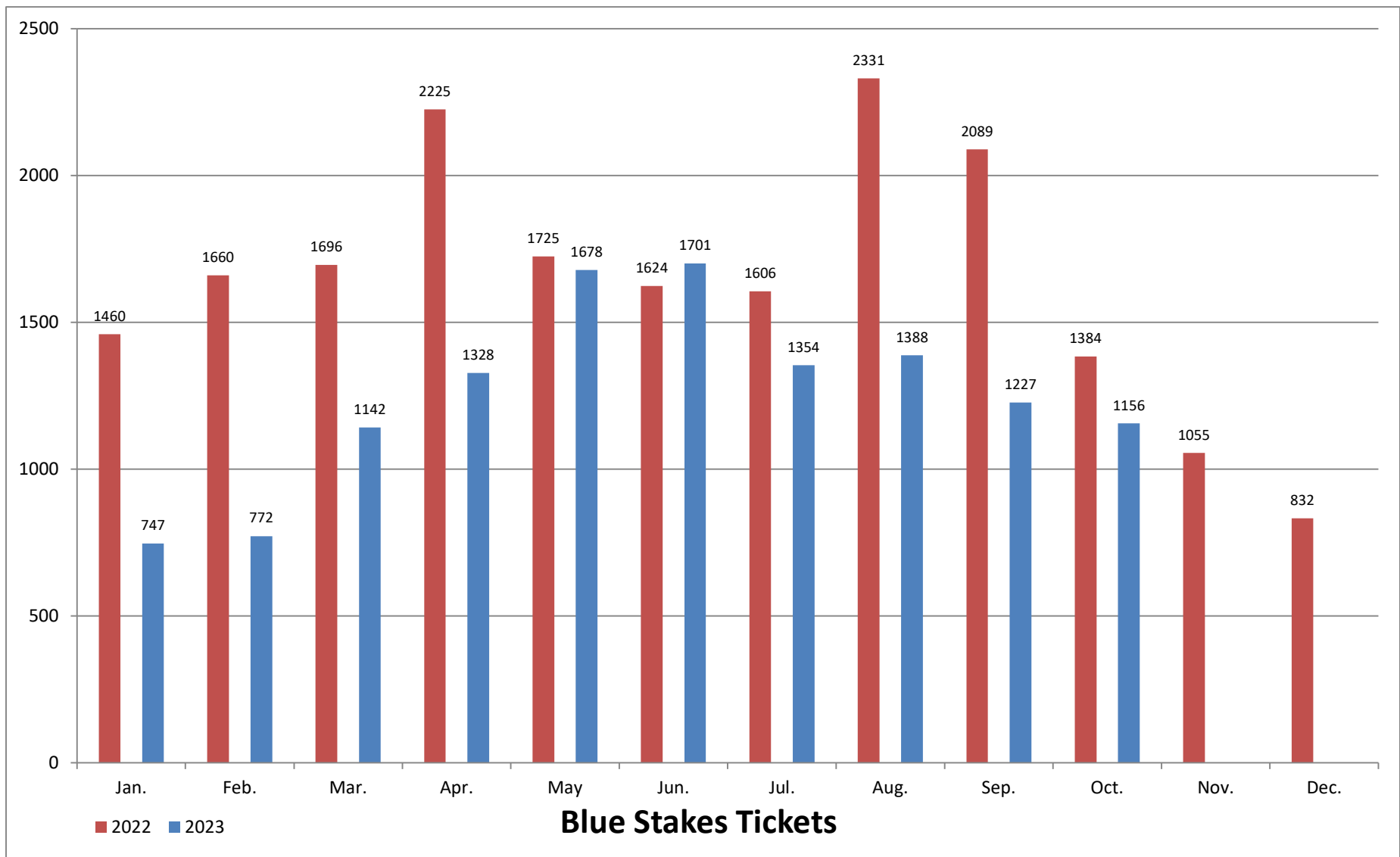
CAPACITY FEES - NUMBER

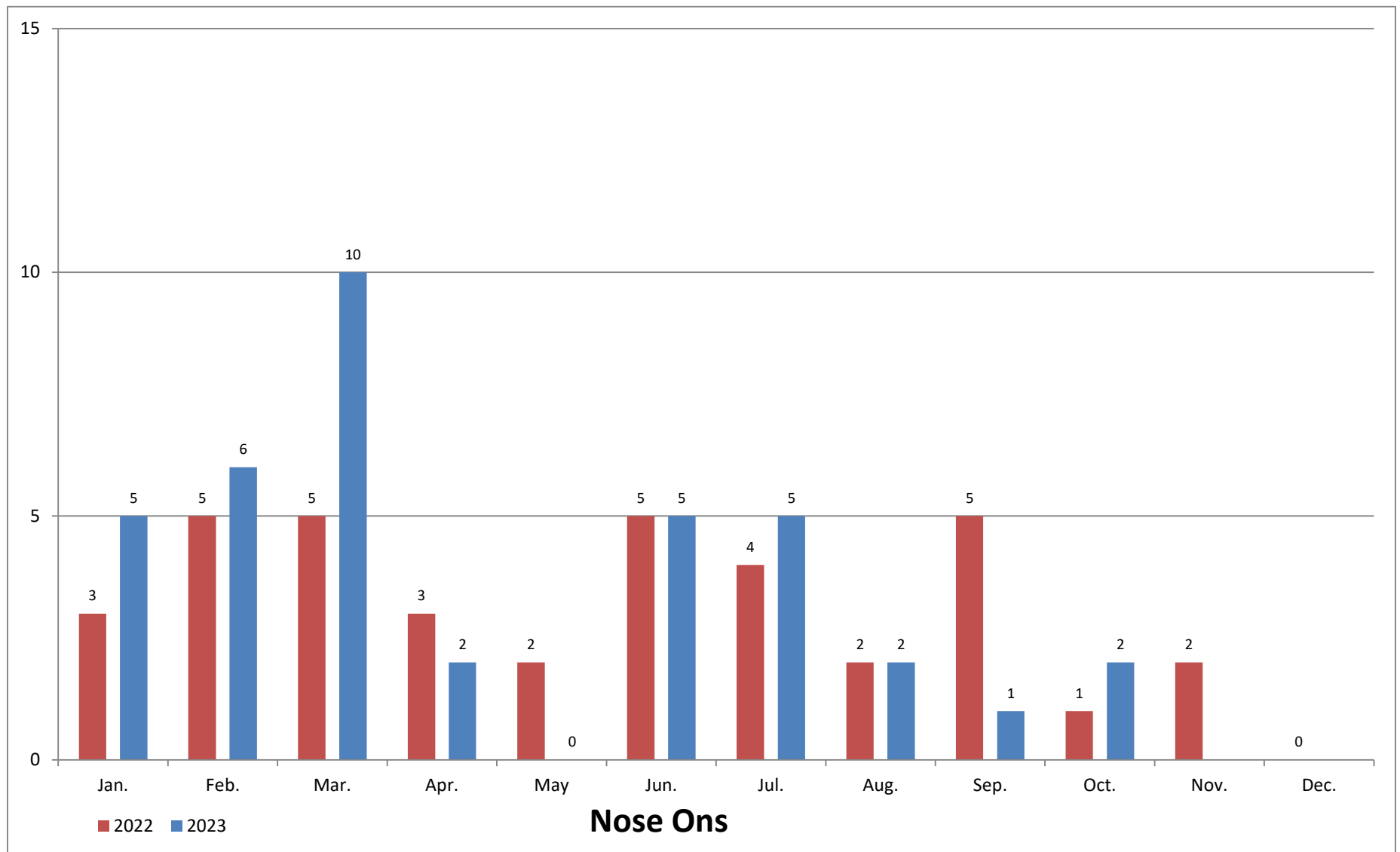


CAPACITY FEES - 2440

	MONTHLY RE'S	RUNNING TOTAL	MONTHLY DOLLARS	RUNNING TOTAL
2020 Jan	2	2	1,496	1,496
Feb	37	39	27,676	29,172
Mar	14	53	10,472	39,644
Apr	7	60	5,236	44,880
May	24	84	17,952	62,832
Jun	10	94	7,480	70,312
Jul	5	99	3,740	74,052
Aug	13	112	9,724	83,776
Sep	311	423	232,628	316,404
Oct	364	787	272,272	588,676
Nov	54	841	40,392	629,068
Dec	18	859	13,464	642,532
AVERAGE	72		53,544	
2021 Jan	4	4	2,992	2,992
Feb	22	26	16,456	19,448
Mar	21	47	15,708	35,156
Apr	137	184	102,476	137,632
May	34	218	25,432	163,064
Jun	57	275	42,636	205,700
Jul	252	527	188,496	394,196
Aug	12	539	8,976	403,172
Sep	1	540	748	403,920
Oct	3	543	2,244	406,164
Nov	281	824	210,188	616,352
Dec	7	831	5,236	621,588
AVERAGE	69		51,799	
2022 Jan	4	4	3,032	3,032
Feb	10	14	7,580	10,612
Mar	3	17	2,274	12,886
Apr	30	47	22,740	35,626
May	3	50	2,274	37,900
Jun	58	108	43,964	81,864
Jul	7	115	5,306	87,170
Aug	39	154	29,562	116,732
Sep	5	159	3,790	120,522
Oct	0	159	0	120,522
Nov	17	176	12,886	133,408
Dec	5	181	3,790	137,198
AVERAGE	15		11,433	
2023 Jan	6	6	4,548	4,548
Feb	3	9	2,274	6,822
Mar	10	19	7,580	14,402
Apr	1	20	758	15,160
May	1	21	758	15,918
Jun	15	36	11,370	27,288
Jul	258	294	195,564	222,852
Aug	36	330	27,288	250,140
Sep	4	334	3,032	253,172
Oct	9	343	6,822	259,994
Nov		343		259,994
Dec		343		259,994
AVERAGE	34		25,999	

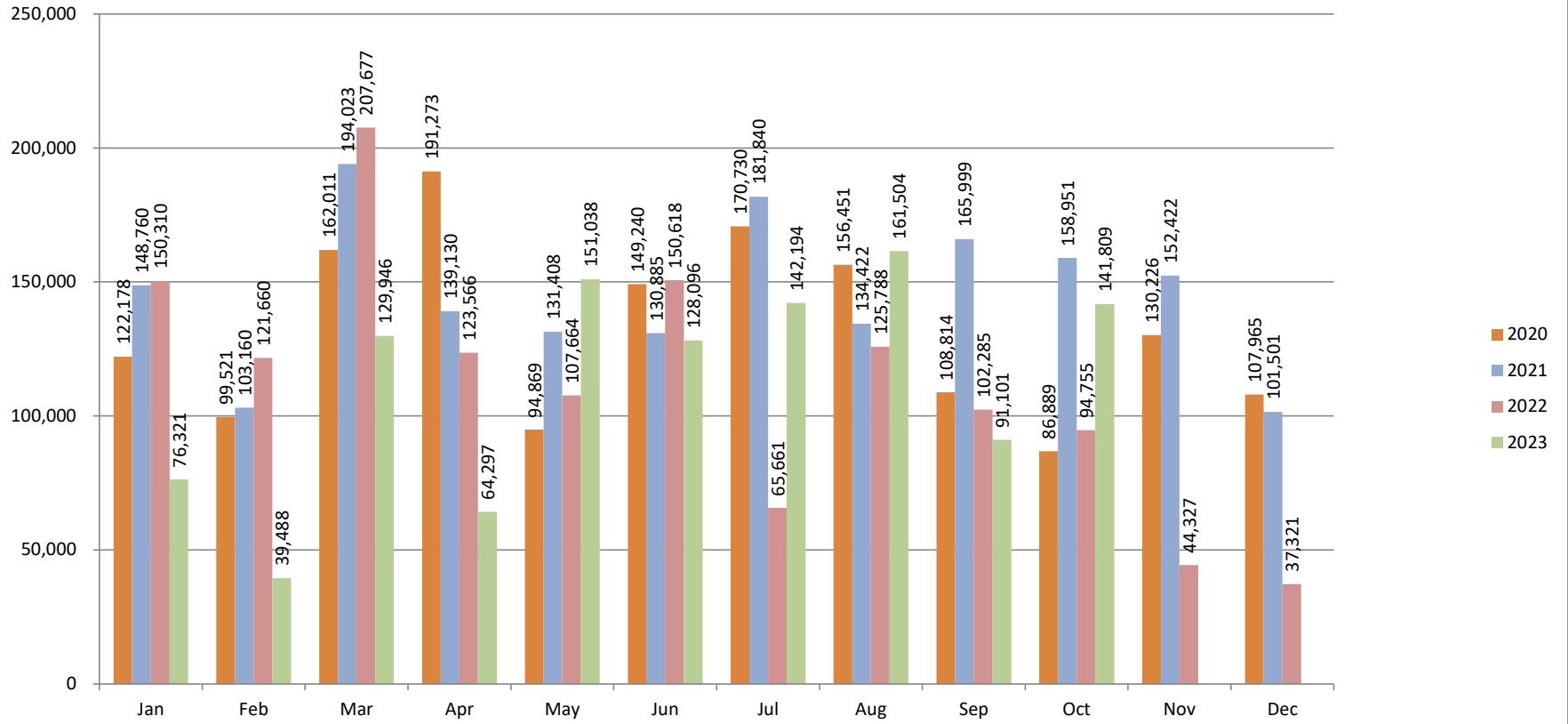








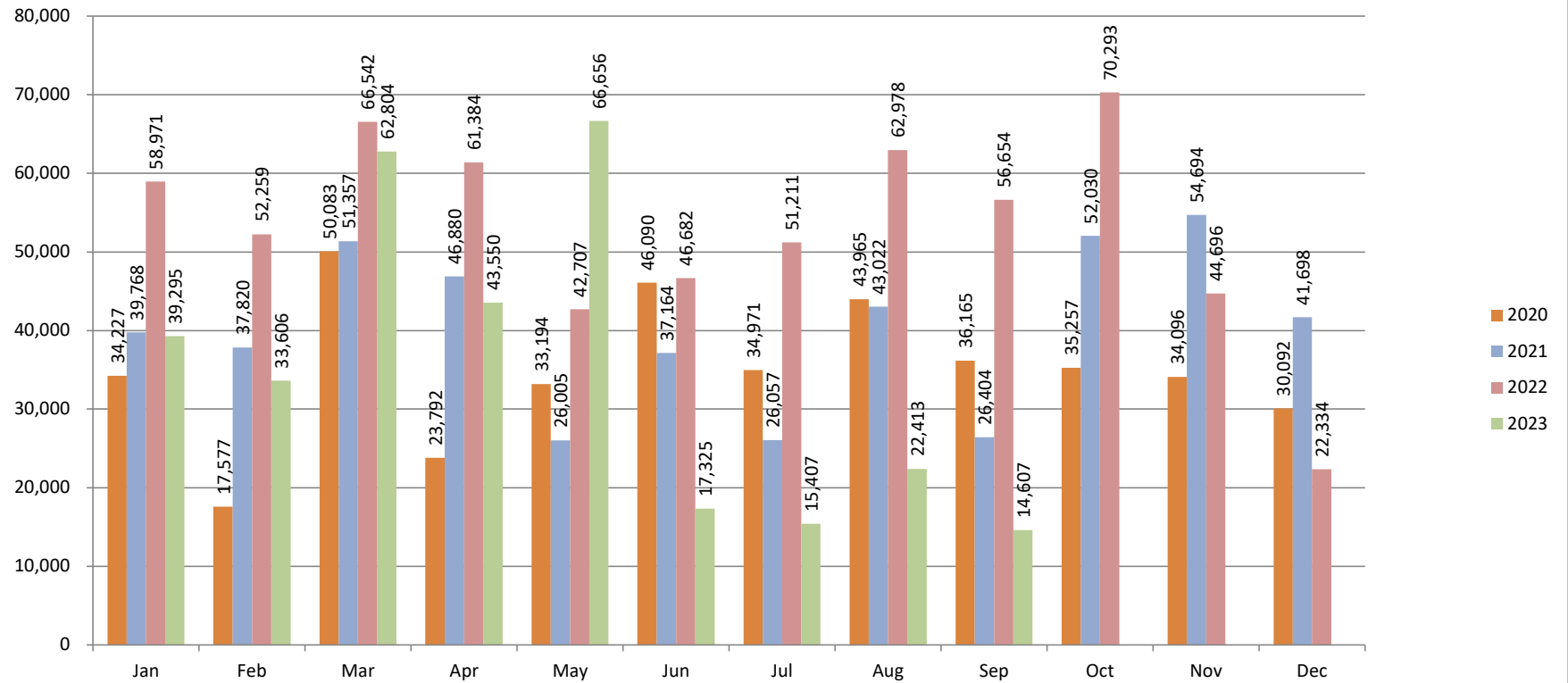
Feet of Main Lines Cleaned



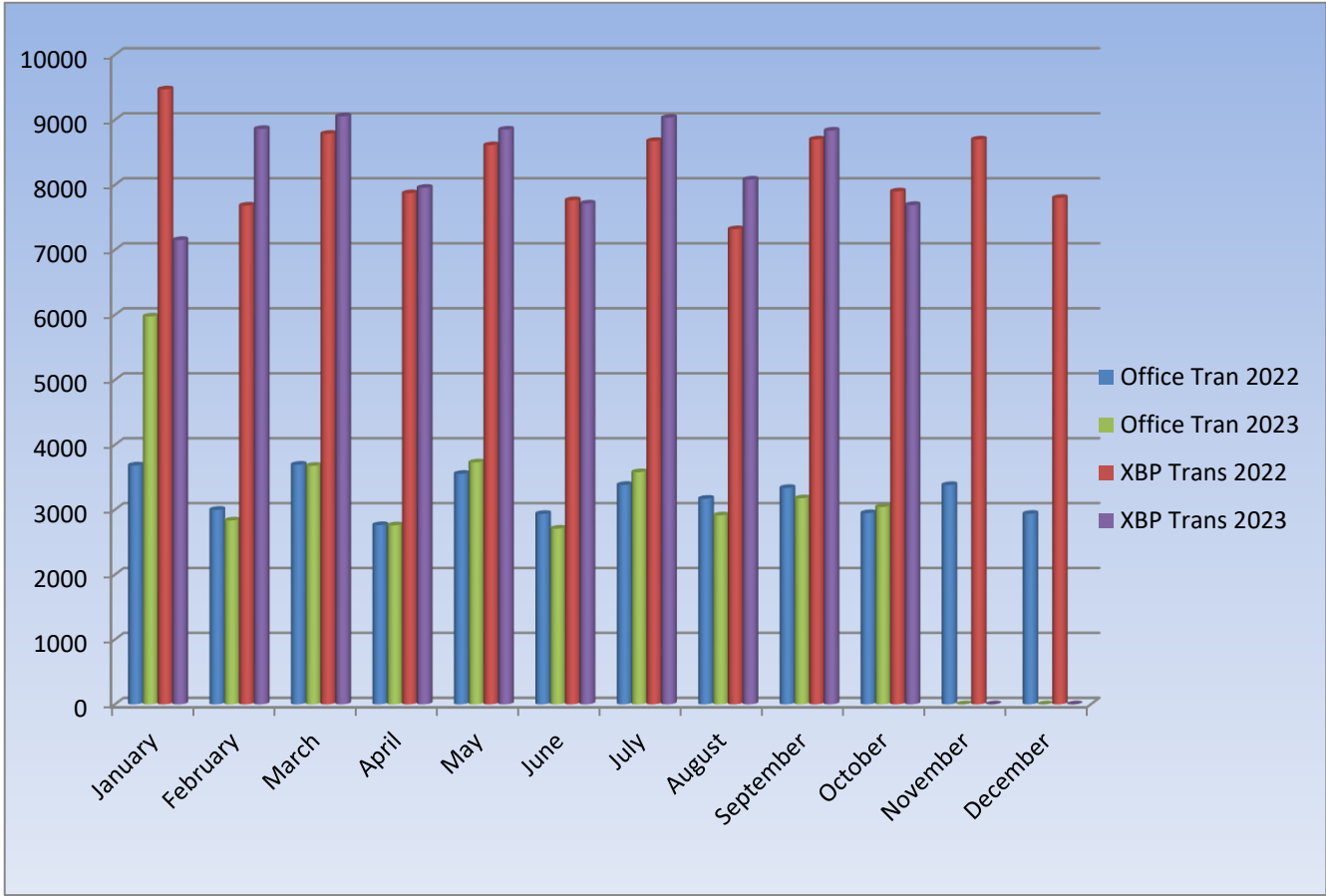
LINES MAINTENANCE MONTHLY REPORTS

	MONTHLY CLEANING	RUNNING TOTAL	MILES 5280	RUNNING TOTAL	MONTHLY TV	RUNNING TOTAL	MILES	RUNNING TOTAL	TOTAL SYSTEM WORK	
2021 Jan	148,760	148,760	28.17	28.17	39,768	39,768	7.53	7.53	35.71	35.71
Feb	103,160	251,920	19.54	47.71	37,820	77,588	7.16	14.69	62.41	62.41
Mar	194,023	445,943	36.75	84.46	51,357	128,945	9.73	24.42	108.88	108.88
Apr	139,130	585,073	26.35	110.81	46,880	175,825	8.88	33.30	144.11	144.11
May	131,408	716,481	24.89	135.70	26,005	201,830	4.93	38.23	173.92	173.92
Jun	130,885	847,366	24.79	160.49	37,164	238,994	7.04	45.26	205.75	205.75
Jul	181,840	1,029,206	34.44	194.93	26,057	265,051	4.94	50.20	245.12	245.12
Aug	134,422	1,163,628	25.46	220.38	43,022	308,073	8.15	58.35	278.73	278.73
Sep	165,999	1,329,627	31.44	251.82	26,404	334,477	5.00	63.35	315.17	315.17
Oct	158,951	1,488,578	30.10	281.93	52,030	386,507	9.85	73.20	355.13	355.13
Nov	152,422	1,641,000	28.87	310.80	54,694	441,201	10.36	83.56	394.36	394.36
Dec	101,501	1,742,501	19.22	330.02	41,698	482,899	7.90	91.46	421.48	421.48
AVERAGE	145,208		27.50		40,242		7.62			
2022 Jan	150,310	150,310	28.47	28.47	58,971	58,971	11.17	11.17	39.64	39.64
Feb	121,660	271,970	23.04	51.51	52,259	111,230	9.90	21.07	72.58	72.58
Mar	207,677	479,647	39.33	90.84	66,542	177,772	12.60	33.67	124.51	124.51
Apr	123,566	603,213	23.40	114.24	61,384	239,156	11.63	45.29	159.54	159.54
May	107,664	710,877	20.39	134.64	42,707	281,863	8.09	53.38	188.02	188.02
Jun	150,618	861,495	28.53	163.16	46,682	328,545	8.84	62.22	225.39	225.39
Jul	65,661	927,156	12.44	175.60	51,211	379,756	9.70	71.92	247.52	247.52
Aug	125,788	1,052,944	23.82	199.42	62,978	442,734	11.93	83.85	283.27	283.27
Sep	102,285	1,155,229	19.37	218.79	56,654	499,388	10.73	94.58	313.37	313.37
Oct	94,755	1,249,984	17.95	236.74	70,293	569,681	13.31	107.89	344.63	344.63
Nov	44,327	1,294,311	8.40	245.13	44,696	614,377	8.47	116.36	361.49	361.49
Dec	37,321	1,331,632	7.07	252.20	22,334	636,711	4.23	120.59	372.79	372.79
AVERAGE	110,969		21.02		53,059		10.05			
2023 Jan	76,321	76,321	14.45	14.45	39,295	39,295	7.44	7.44	21.90	21.90
Feb	39,488	115,809	7.48	21.93	33,606	72,901	6.36	13.81	35.74	35.74
Mar	129,946	245,755	24.61	46.54	62,804	135,705	11.89	25.70	72.25	72.25
Apr	64,297	310,052	12.18	58.72	43,550	179,255	8.25	33.95	92.67	92.67
May	151,038	461,090	28.61	87.33	66,656	245,911	12.62	46.57	133.90	133.90
Jun	128,096	589,186	24.26	111.59	17,325	263,236	3.28	49.86	161.44	161.44
Jul	142,194	731,380	26.93	138.52	15,407	278,643	2.92	52.77	191.29	191.29
Aug	161,504	892,884	30.59	169.11	22,413	301,056	4.24	57.02	226.13	226.13
Sep	91,101	983,985	17.25	186.36	14,607	315,663	2.77	59.78	246.15	246.15
Oct	141,809	1,125,794	26.86	213.22		315,663	0.00	59.78	273.00	273.00
Nov		1,125,794	0.00	213.22		315,663	0.00	59.78	273.00	273.00
Dec		1,125,794	0.00	213.22		315,663	0.00	59.78	273.00	273.00
AVERAGE	112,579		17.77		35,074		4.98			

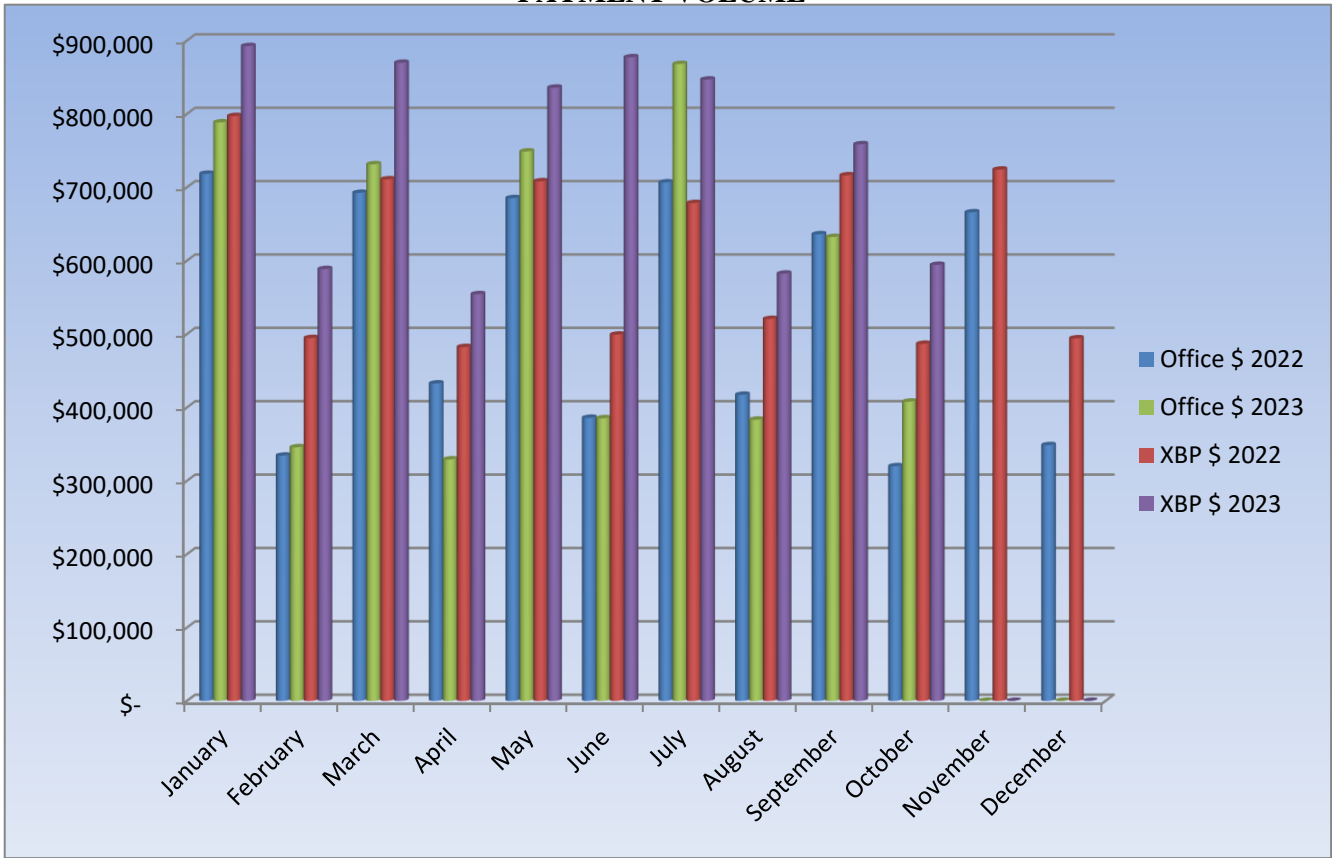
Feet of Main Lines TVd



2022 vs 2023 Comparison TRANSACTION VOLUME



PAYMENT VOLUME



PTIF Rates

YEAR	MONTH	360 DAY	365 DAY
2023	OCT	5.35897808	5.43340833
2023	SEP	5.35638436	5.43077859
2023	AUG	5.22880017	5.30142239
2023	JUL	5.10526591	5.17617238
2023	JUN	5.10499449	5.17589719
2023	MAY	4.99267195	5.06201462
2023	APR	4.93772852	5.00630809
2023	MAR	4.73499233	4.80075611
2023	FEB	4.60018241	4.66407384
2023	JAN	4.21846278	4.27705254
2022	DEC	3.80054822	3.85333361
2022	NOV	3.32264900	3.36879691
2022	OCT	2.82221903	2.86141652
2022	SEP	2.44491845	2.47887565
2022	AUG	2.18274988	2.21306585
2022	JUL	1.62004094	1.64254151
2022	JUN	1.10901068	1.12441360
2022	MAY	0.79217214	0.80317453
2022	APR	0.61391746	0.62244409
2022	MAR	0.52096926	0.52820494

MT OLYMPUS IMPROVEMENT DISTRICT

Adopted/Proposed Rates & Fees

The following rates have been adopted or are to be considered by Mt Olympus Improvement District.

Sewage Collection Fee	Adopted		Proposed
	2022	2023	2024
Current Residential (RE) Rate per Month	\$ 21.00	\$ 23.00	\$ 25.00

Engineering Fees	2022	2023	2024
Inspection Fee	\$ 50.00	\$ 50.00	\$ 50.00
Nose-On Connection	\$ 250.00	\$ 250.00	\$ 250.00
New Connection	\$ 758.00	\$ 758.00	\$ 758.00
Overtime / After hours Inspection (hourly)	\$ 150.00	\$ 150.00	\$ 150.00

Lines Cleaning & Repair Fees	2022	2023	2024
Jet Truck & 2 Men (hourly)	\$ 160.00	\$ 160.00	\$ 160.00
TV Van and 2 Men (+1.75/ft) (hourly)	\$ 165.00	\$ 165.00	\$ 165.00
Vac-Con Truck & 2 Men (hourly)	\$ 170.00	\$ 170.00	\$ 170.00
Rodder Truck & 2 Men (hourly)	\$ 150.00	\$ 150.00	\$ 150.00
Supervisor & Truck (hourly)	\$ 145.00	\$ 145.00	\$ 145.00

Administration Fees	2022	2023	2024
Return Check Fee	\$ 20.00	\$ 20.00	\$ 20.00
Grama Request Copies	\$ 0.15	\$ 0.15	\$ 0.15

MT. OLYMPUS IMPROVEMENT DISTRICT**Proposed 2024 Budget**

11/15/2023

Budget Highlights*Increase/Decrease***Revenues**

* Increase Sewer Fees from \$15,827,220 to \$17,196,900	\$ 1,369,680.00
Note: Due to the rebuild of CVWRF Plant and MOID Self Insured Plan (MOID \$9.50 / CVWRF \$15.50 per month)	
* Increase Engineering Fees from \$7,750 to \$15,000	\$ 7,250.00
Note: Due to YTD projections and project concerns	
* Increase Nose on Fees from \$10,500 to \$11,000	\$ 500.00
Note: slight increase due to projections for 2024	
* Increase Penalty Interest & Cert. Admin Fees from \$100,000 to \$108,000	\$ 8,000.00
Note: Restate Taxes based upon prior year revenues received.	

Expenses

* Increase in Wages: 3% COLA Increase and Merit of 0% to 2%	\$ 134,790.00
Note: SSA COLA for 2024 is 3.2%, addition of 1FTE (Controller)	
* Increase in Benefits: 1.64% Medical, Dental & Vision Cost	\$ 87,307.00
Note: PEHP Renewal for 2024 is 1.64% (single:\$643, double: \$1333, family: \$1803)	
* Increase in Property / Liability Ins Premiums from \$140,153 to \$157,903	\$ 17,750.00
Note: Due to increase rates and exposure, with General Liab/property/excess liab being greatest contributors (11%)	
* Decrease Lines Budget from \$3,331,035 to \$3,238,650	\$ (92,386.00)
Note: Due to Retirement of Lines Superintendent and sale/transfer of vehicles (-2.77%)	
* Increase IT Budget from \$419,609 to \$434,731	\$ 15,122.00
Note: Due to wage & benefit increases and an increase in department contingency (3.6%)	
* Increase CVWRF Budget from \$6,479,769 to \$6,986,532	\$ 506,763.00
Note: Due to wage (COLA 5.66%), increased operational, chemical, maintenance & insurance costs (7.82%)	
* Increase Admin Budget from \$1,860,068 to \$2,003,290	\$ 143,222.00
Note: Due to wage & benefits inc, 1 FTE (Controller), and other administrative costs (7.70%)	
* Decrease Engineering Budget from \$807,037 to \$791,170	\$ (15,867.00)
Note: Due to wage & benefits inc, less personel change (-1.97%)	
* Increase in Total Operating Expenses from \$12,897,519 to \$13,454,373	\$ 556,854.00
Note: 4.32% increase (0.7% inc if exclude CVWRF)	

Capital

* Increase I-15 Main line Project from \$100,000 to \$150,000	\$ 50,000.00
Note: Capitalize Engineering Design for I-15 trunk line	
* Purchase Bar Screen for Lift Station	\$ 60,000.00
Note: help solve rag issue at pump station	
* Purchase 2024 VacCon Truck	\$ 652,230.00
Note: VacCon V-TA312HEN/1500L Truck with Arrow board	
* Upgrade GPS Units	\$ 33,652.00
Note: Replace old GPS units with 2 Topcon Hiper VR GPS units	
* Install Steel privacy Fence around Transfer Switch	\$ 12,800.00
Note: Install privacy fence and hardscape are around new transfer switch	
* Replace original office furniture in Bldg A	\$ 11,397.26
Note: Replace original 1980 office furniture (2 offices- desks, cradenzas, chairs)	
* Sale 2018 Ford F150 XLT Truck +85k miles	\$ (24,000.00)
Note: Sale 2018 F150 that has exceed the mileage limit	
	\$ 796,079.26

***** Additions to Reserves**

\$ 155,855.00

14-Nov-23

9:32 AM

95%

				10	PROJECTED	2023	Jun-23	2024	Ammended 2023 Budget	
ACCOUNT		ACTUAL	ACTUAL	MONTHS	TOTAL	APPROVED	AMENDED	PROPOSED	Amount	%
NUMBER	ACCOUNT DESCRIPTION	2021	2022	2023	2023	BUDGET	BUDGET	BUDGET	Change	Change
SEWER LINES EXPENSE:										
4010	SALARIES & WAGES (13 FTE)	934,141	951,573	822,974	1,004,569	1,125,441	1,125,441	1,151,336	\$ 25,895	2.30%
4011	EMPLOYEE BENEFITS - URS YEAR:	0	0	125,058	125,058	-	139,500	-	\$ (139,500)	-100.00%
4020	EMPLOYEES BENEFITS	552,462	553,265	453,998	554,798	664,597	664,597	656,835	\$ (7,763)	-1.17%
4030	SUBSCRIPTION & TRAINING	2,412	8,440	14,899	15,479	10,280	12,830	16,682	\$ 3,852	30.02%
4035	TELEPHONE & INTERNET	7,546	8,964	4,107	4,928	8,437	8,437	9,489	\$ 1,052	12.47%
4040	COMPACTORS	0	0	0	0	100	100	100	\$ -	0.00%
4045	FORK LIFT	49	62	184	220	120	120	920	\$ 800	666.67%
4048	AIR COMPRESSORS	528	0	726	871	100	100	100	\$ -	0.00%
4050	6 INCH TRASH PUMP	0	6	0	0	100	100	100	\$ -	0.00%
4055	SMALL PUMPS & SAW	22	18	33	40	300	300	300	\$ -	0.00%
4075	WELDERS	66	203	0	0	100	100	100	\$ -	0.00%
4080	TOOLS	2,009	1,918	2,036	2,443	2,100	2,100	3,500	\$ 1,400	66.67%
4085	LINES REPAIR & MAINTENANCE	538,011	1,040,459	822,674	837,208	1,000,000	1,000,000	1,000,000	\$ -	0.00%
4090	INSURANCE	51,588	55,308	63,978	63,978	65,076	65,076	73,575	\$ 8,499	13.06%
4110	SUPPLIES	2,656	5,115	1,820	2,110	5,486	5,486	5,480	\$ (6)	-0.11%
4120	SAFETY EQUIPMENT	3,099	3,101	2,749	3,298	3,750	4,100	6,635	\$ 2,535	61.83%
4129	HEAT	3,370	4,685	4,824	5,389	5,444	7,000	6,800	\$ (200)	-2.86%
4130	ELECTRICITY	8,075	9,448	7,748	9,298	8,694	8,694	9,180	\$ 486	5.59%
4131	WATER	3,714	2,501	3,631	4,858	3,840	3,840	3,840	\$ -	0.00%
4140	UNIFORMS	11,474	11,119	9,497	11,396	19,106	19,106	19,416	\$ 310	1.62%
4145	2022 DODGE RAM 1500	2,183	7,779	5,171	5,722	3,365	4,000	-	\$ (4,000)	-100.00%
4150	WARNING SIGNS	556	0	0	0	1,000	1,000	1,000	\$ -	0.00%
4151	TRAILERS	37	115	0	0	150	150	150	\$ -	0.00%
4152	CASE 580D TRACTOR & TRAILER	91	74	119	143	800	800	800	\$ -	0.00%
4153	2021 FORD 150 CREWCAB	1,266	5,680	6,131	7,085	5,925	5,925	6,262	\$ 337	5.69%
4154	2021 FORD 150 CREWCAB	3,512	0	0	0	-	-	3,852	\$ 3,852	3852.00%
4156	2021 FORD F250 4X4 PICKUP	4,063	3,030	2,166	2,342	4,869	4,869	4,607	\$ (262)	-5.38%
4158	1999 INT 4900 DUMP TRUCK	1,236	1,709	1,542	1,590	2,533	2,533	2,501	\$ (32)	-1.26%
4159	2021 F-350 W/PLOW & DUMP	2,321	1,871	2,798	3,088	2,754	2,754	2,770	\$ 16	0.58%
4160	PERMALINER TRAILER	972	988	1,060	1,060	1,328	1,328	1,320	\$ (8)	-0.60%
4161	2015 FORD F450 BOXVAN / TV	11,921	7,304	8,285	9,339	10,897	15,896	11,015	\$ (4,881)	-30.71%
4163	1979 GMC RODDER	1,094	1,346	1,232	1,250	1,400	1,400	1,400	\$ -	0.00%
4164	2017 FREIGHTLINER JET TRUCK	12,507	18,572	15,298	17,805	18,855	18,855	19,585	\$ 730	3.87%
4165	2014 FORD F350 BOXVAN / TV	15,903	13,007	16,218	18,760	12,034	12,034	17,305	\$ 5,271	43.80%
4166	2005 INT WATERTANK TRUCK	5,081	12,900	6,978	7,985	11,847	11,847	12,100	\$ 253	2.14%
4167	2001 INT 4700 FLATBED	1,818	1,877	2,039	2,103	4,121	4,121	4,121	\$ -	0.00%
4168	2020 WESTERN STAR RECYCLER	23,715	18,546	17,760	20,327	27,165	27,165	28,325	\$ 1,160	4.27%
4169	2015 FRETIGHTLINER VAC CON	18,711	22,617	17,690	20,470	29,331	29,331	30,941	\$ 1,610	5.49%
4170	EMERGENCY/LOSS	20,534	63,776	143,297	143,356	56,284	100,000	102,100	\$ 2,100	2.10%
4194	CONTINGENCY	0	0	0	0	20,000	20,000	24,109	\$ 4,109	20.55%
TOTAL SEWER LINES EXPENSE		2,248,744	2,837,377	2,588,721	2,908,366	3,137,729	3,331,035	3,238,650	(92,386)	-2.77%

87.31%

of Budget

422,669

PROJECTED SAVINGS/(LOSS)

MT OLYMPUS IMPROVEMENT DISTRICT

14-Nov-23

2023 Approved Budget with Period 10 Actuals w Propased 2024 Budget

9:32 AM

				10	PROJECTED	2023	Jun-23	2024	Ammended 2023 Budget	
ACCOUNT		ACTUAL	ACTUAL	MONTHS	TOTAL	APPROVED	AMENDED	PROPOSED	Amount	%
NUMBE	ACCOUNT DESCRIPTION	2021	2022	2023	2023	BUDGET	BUDGET	BUDGET	Change	Change
INFORMATION TECHNOLOGY										
4210	SALARIES & WAGES (2 FTE)	194,886	207,727	176,314	212,576	227,074	227,074	237,142	10,068	4.43%
4220	EMPLOYEES BENEFITS	103,813	103,768	85,389	104,067	125,302	125,302	129,006	3,704	2.96%
4230	SUBSCRIPTION & TRAINING	2,367	5,342	5,225	6,270	8,041	8,041	8,098	57	0.71%
4231	TOOLS	0	0	0	0	200	200	200	0	0.00%
4235	TELEPHONE & INTERNET	3,252	3,278	1,940	2,329	3,919	3,919	4,791	872	22.25%
4240	UNIFORMS	0	0	0	0	160	160	160	0	0.00%
4245	INSURANCE	2,240	9,157	8,232	8,233	11,697	11,697	11,746	49	0.42%
4250	SOFTWARE & LICENSING	18,091	15,023	14,943	16,529	24,866	24,866	24,156	(710)	-2.86%
4266	PARTS & EQUIPMENT	14,836	10,973	7,088	8,506	15,851	15,851	16,196	345	2.18%
4270	SUPPLIES	0	0	30	0	0	0	0	0	0.00%
4298	CONTINGENCY	0	0	0	0	2,500	2,500	3,236	736	29.45%
TOTAL IT EXPENSE		339,485	355,268	299,162	358,510	419,609	419,609	434,731	15,122	3.60%

71.30%

85.44%

of Budget

61,099

PROPOSED SAVINGS (LOSS)

MT OLYMPUS IMPROVEMENT DISTRICT

14-Nov-23

2023 Approved Budget with Period 10 Actuals w Propased 2024 Budget

9:32 AM

ACCOUNT	ACTUAL	ACTUAL	8 MONTHS	PROJECTED TOTAL	2023 APPROVED	June 2023 AMENDED	2024 PROPOSED	Budget to Budget	
NUMBER ACCOUNT DESCRIPTION	2021	2022	2023	2023	BUDGET	BUDGET	BUDGET	Amount Change	% Change
CVWR FACILITY EXPENSE:									
4320 TREATMENT CONTRACT & ADMIN/S	4,387,695	5,000,742	3,939,094	6,401,028	5,798,759	5,798,759	6,207,249	408,490	7.04% A
4330 PRETREATMENT	155,733	178,705	145,295	236,105	165,025	165,025	205,771	40,746	24.69% C
4335 LABORATORY	218,939	232,380	191,744	311,583	291,709	291,709	338,992	47,283	16.21% D
4340 INTERCEPTION MONITORING	0	0	0	0	0	0	0	0	0.00% E
4398 CONTINGENCY	0	0	0	0	224,276	224,276	234,520	10,244	4.57% G
TOTAL CVWR FACILITY EXPENSE	4,762,367	5,411,826	4,276,133	6,948,716	6,479,769	6,479,769	6,986,532	506,763	7.82%

66.0% 85.0%
of Budget
(468,947)
SAVINGS (LOSS)

O&M 110.39%
PRET 143.07%
LAB 106.81%
INTERC 0.00%

Wet Yr adjustment per calcaultion = 2.0%
6,752,012 A+B+C
2.00%

\$ 135,040.24

\$ 6,986,532.24

5.3%

cvwrf capital \$ 5,693,530.00

\$ 12,680,062.24

MT OLYMPUS IMPROVEMENT DISTRICT

14-Nov-23

2023 Approved Budget with Period 10 Actuals w Proposed 2024 Budget

9:32 AM

				10	PROJECTED	2023	June 2023	2024	Budget to Budget	
ACCOUNT		ACTUAL	ACTUAL	MONTHS	TOTAL	APPROVED	AMENDED	PROPOSED	Amount	%
NUMBER	ACCOUNT DESCRIPTION	2021	2022	2023	2023	BUDGET	BUDGET	BUDGET	Change	Change
ADMINISTRATION EXPENSE:										
4410	SALARIES & WAGES (6 FTE, 3BM)	535,970	568,134	483,282	583,938	613,324	677,564	787,036	109,472	16.16%
4420	EMPLOYEES BENEFITS	282,953	295,632	233,141	283,769	314,318	344,773	444,087	99,314	28.81%
4425	LEGAL FEES	156,340	125,475	66,475	79,770	86,400	86,400	86,400	0	0.00%
4426	DISTRICT TRUSTEE FEES	7,500	10,000	2,500	10,000	15,000	15,000	15,000	0	0.00%
4427	ADDITIONAL BOARD MEETING PER DIEM	0	0	1,550	1,860	3,540	3,540	3,540	0	0.00%
4430	SUBSCRIPTION & TRAINING	30,732	32,957	36,912	41,955	56,067	56,067	58,588	2,521	4.50%
4435	TELEPHONE & INTERNET	4,898	5,868	4,419	5,303	7,158	7,158	10,191	3,033	42.37%
4450	INSURANCE	19,953	19,793	24,213	24,213	26,183	26,183	27,115	932	3.56%
4460	EQUIPMENT EXPENSE	4,284	1,838	4,593	5,004	5,700	5,700	5,700	0	0.00%
4470	AUTO EXPENSE REIMBURSEMENT	4,800	4,819	4,092	4,911	5,050	7,250	18,250	11,000	151.72%
4485	BUILDING MAINTENANCE	15,342	20,692	21,370	24,844	20,274	25,774	23,350	(2,424)	-9.40%
4486	GROUNDS MAINTENANCE	13,987	16,213	10,082	13,598	19,635	19,635	19,500	(135)	-0.69%
4487	EMERGENCY GENERATOR	122	1,535	201	241	1,500	1,500	1,500	0	0.00%
4501	COVID-19 SUPPLIES	265	0	0	0	3,425	3,425	3,100	(325)	-9.49%
4502	OFFICE SUPPLIES	8,825	7,143	9,350	10,920	9,354	9,354	10,500	1,146	12.25%
4503	POSTAGE	80,243	67,857	62,790	75,348	82,528	82,528	80,528	(2,000)	-2.42%
4506	ADVERTISING	1,321	197	240	288	4,250	4,250	3,750	(500)	-11.76%
4510	BAD DEBT EXPENSE	14,490	525	145	174	3,500	3,500	3,500	0	0.00%
4512	ELECTION EXPENSE	0	0	0	14,000	101,000	101,000	0	(101,000)	-100.00%
4515	RDA TAXES (new requirement 2015)	34,190	37,645	0	25,000	25,000	25,000	38,000	13,000	52.00%
4520	URS PENSION EXPENSE	0	0	0	0	20,000	20,000	20,000	0	0.00%
4529	HEAT	3,370	4,685	4,824	5,789	5,300	9,500	8,480	(1,020)	-10.74%
4530	ELECTRICITY	7,141	8,247	6,787	8,144	8,365	8,365	8,365	0	0.00%
4531	WATER	3,713	2,501	3,631	4,358	3,504	3,504	3,504	(0)	-0.01%
4556	2019 FORD F150 CREWCAB	3,872	1,651	1,884	2,034	2,633	2,633	0	(2,633)	-100.00%
4557	2021 FORD F150 CREWCAB	4,447	3,549	5,547	6,182	4,680	6,780	0	(6,780)	-100.00%
4560	BANK CHARGES	121,228	137,581	123,294	147,953	138,636	138,636	161,220	22,584	16.29%
4565	ACCOUNTING & AUDITING	11,000	11,000	11,000	11,000	12,000	12,000	12,000	0	0.00%
4567	DATA PROCESSING	19,086	19,524	20,961	25,153	21,320	21,320	22,168	848	3.98%
4582	PROFESSIONAL SERVICES	128,881	36,625	17,888	29,466	100,000	100,000	100,000	0	0.00%
4590	MISCELLANEOUS	1,395	3,479	1,486	1,783	11,730	11,730	13,005	1,275	10.87%
4594	CONTINGENCY	0	0	0	0	20,000	20,000	14,913	(5,087)	-25.44%
TOTAL ADMINISTRATION EXPENSE		1,520,348	1,445,164	1,162,657	1,446,998	1,751,373	1,860,068	2,003,290	137,711	7.40%

62.5%

77.8%

of Budget

413,070

PROJECTED SAVINGS/(LOSS)

MT OLYMPUS IMPROVEMENT DISTRICT

14-Nov-23

2023 Approved Budget with Period 10 Actuals w Proposed 2024 Budget

9:32 AM

				10	PROJECTED	2023	June 2023	2024	Budget to Budget	
ACCOUNT		ACTUAL	ACTUAL	MONTHS	TOTAL	APPROVED	AMENDED	PROPOSED	Amount	%
NUMBER	ACCOUNT DESCRIPTION	2021	2022	2023	2023	BUDGET	BUDGET	BUDGET	Change	Change
ENGINEERING/INSPECTION EXPENSE										
4610	SALARIES & WAGES (4 FTE)	346,810	410,216	340,915	413,098	449,994	449,994	439,349	(10,645)	-2.37%
4620	EMPLOYEES BENEFITS	190,945	208,834	189,590	229,908	262,502	262,502	254,554	(7,948)	-3.03%
4630	SUBSCRIPTION & TRAINING	5,929	10,258	8,448	10,138	13,023	13,023	12,792	(231)	-1.77%
4635	TELEPHONE & INTERNET	7,465	7,598	6,050	7,260	7,530	7,530	7,996	466	6.19%
4640	UNIFORMS	1,941	1,904	1,241	1,490	2,218	2,218	2,318	100	4.51%
4645	SUPPLIES	1,411	2,629	2,523	3,027	2,650	2,650	2,500	(150)	-5.66%
4650	INSURANCE	3,719	5,175	5,783	5,783	6,029	6,029	6,476	447	7.42%
4654	2019 FORD F150 CREWCAB 4X4 - Blue	0	0	0	0	0	0	5,618	5,618	100.00%
4655	2021 FORD F150 CREWCAB 4X4- Engine	0	0	0	0	0	0	4,776	4,776	100.00%
4656	2022 DODGE RAM 1500 4X4 - Blue Stake	0	0	0	0	0	0	4,535	4,535	100.00%
4657	2021 FORD F150 CREWCAB 4X4 - Trnfr	3,635	3,488	3,212	3,603	5,686	5,686	0	(5,686)	-100.00%
4658	2018 FORD F150 CREWCAB 4X4 - Inspe	5,048	2,904	2,633	2,934	4,555	4,555	4,592	37	0.82%
4659	2018 FORD F150 CREWCAB 4X4 -4sale	3,602	3,808	3,500	3,973	4,685	4,685	1,935	(2,750)	-58.70%
4660	NOSE ON EXPENSE	5,823	6,320	5,102	5,822	6,360	6,360	4,800	(1,560)	-24.53%
4670	AUTO EXPENSE REIMBURSEMENT	4,800	4,800	4,000	4,800	4,800	4,800	450	(4,350)	-90.63%
4680	BLUE STAKES	34,837	24,762	17,905	21,486	30,956	30,956	30,140	(816)	-2.64%
4690	GPS EXPENSES	533	1,649	641	769	2,450	2,450	2,450	0	0.00%
4698	CONTINGENCY	0	0	0	0	3,600	3,600	5,890	2,290	63.60%
TOTAL ENGINEERING/INSPECTION EXP		616,497	694,343	591,543	714,091	807,037	807,037	791,170	(15,867)	-1.97%

73.30%

88.48%
of Budget

MT OLYMPUS IMPROVEMENT DISTRICT

PROPOSED CAPITAL BUDGET 2024

11/14/2023 9:32

Units	Asset	Unit Price	Proposed	
ADMIN / OFFICE				
1		\$ -	\$ -	#
1		\$ -	\$ -	#
TOTAL			\$ -	#
ENGINEERING				
-	Reseal Parking Lot (2023) (every 3yrs)	\$ -	\$ -	#
-	Continginey for Asphalt product & pricing	\$ -	\$ -	#
-	Replace grass park strip with hard landscaping	\$ 20,000.00	\$ -	#
1	Bar Screen for Lift Station	\$ 60,000.00	\$ 60,000.00	#
-	Flow Tote Equipment – replace av9000	\$ 6,437.50	\$ -	#
1	Steel privacy fence and hardscape around automatic transfer switch & break area	\$ 12,800.00	\$ 12,800.00	#
1	I-15 Project	\$ 150,000.00	\$ 150,000.00	#
2	Upgrade GPS Units - Topcon Hiper VR	\$ 16,826.00	\$ 33,652.00	
TOTAL			\$ 256,452.00	#
LINES / COLLECTION SYSTEM				
1	2024 VacCon V-TA312HEN/1500L	\$ 638,230.00	\$ 638,230.00	#
1	Arrow Board (\$4k) & Contingency (\$10K)	\$ 14,000.00	\$ 14,000.00	#
1	Sale 2018 F150 XLT (4659)	\$ (24,000.00)	\$ (24,000.00)	#
1	Office Furniture Bldg A- Element Space	\$ 11,397.26	\$ 11,397.26	#
-	Bldg A - Kitchen Remodel 2025	\$ -	\$ -	
-	Bldg A -Locker Room Remodel 2025	\$ -	\$ -	
-		\$ -	\$ -	
-		\$ -	\$ -	#
-		\$ -	\$ -	#
TOTAL			\$ 639,627.26	#
IT / COMPUTER SYSTEM				
-	Replace Data and Network Servers	\$ -	\$ -	
TOTAL			\$ 0	
TOTAL CAPITAL OUTLAY			\$ 896,079.26	#