

# MT. OLYMPUS IMPROVEMENT DISTRICT

CHAIRMAN  
**AMI ANDERSON NEFF**

3932 SOUTH 500 EAST  
SALT LAKE CITY, UTAH 84107-1895  
PHONE (801) 262-2904  
FAX (801) 265-0551

GENERAL MANAGER  
**KERRY S. EPPICH**

TRUSTEES  
**GILES DEMKE**  
**C. KIM BLAIR**

COUNSEL  
**KIRTON & McCONKIE**

## BOARD MEETING

### A G E N D A

**WEDNESDAY, APRIL 19, 2023**

**9:00 A.M.**



1. Welcome and Introductions
2. Minutes of Board Meeting – March 15, 2023
3. Financial Information
  - A. Review Mt. Olympus Payables and Disbursements
  - B. Review Central Valley Invoice
  - C. Review Financial Report
  - D. Review Audit Progress
4. Central Valley Report – Giles Demke
  - A. Entity Managers Meeting Report
5. Legislative Update
6. Discussion of the Municipal Wastewater Planning Program Self-Assessment Report for 2022
7. Discussion and Approval of the Amended Agreement with Holladay Hills
8. Manager's Report
  - A. Personnel Review
  - B. Operations Report
    1. Update on Lining Project
    2. Fees Report
  - C. Utility Management Conference Report
  - D. UGFOA Conference Report
  - E. Collections Conference Update
  - F. WEFTEC Conference Update
9. Closed Session to Discuss the Character, Professional Competence, or Physical or Mental Health of Individual
10. Information Items (No Action Required)
  - A. District Activity Reports
  - B. Central Valley Flow & Load Report
  - C. Utah Public Treasurer's Pool Yield

**IN COMPLIANCE WITH THE AMERICANS WITH DISABILITIES ACT, INDIVIDUALS NEEDING SPECIAL ACCOMMODATIONS (INCLUDING AUXILIARY COMMUNICATIVE AIDS AND SERVICES) DURING THIS MEETING SHOULD NOTIFY KERRY EPPICH, GENERAL MANAGER, AT LEAST 24 HOURS PRIOR TO THE MEETING.**

**BOARD MEETING  
MARCH 15, 2023  
9:00 A.M.  
MT. OLYMPUS IMPROVEMENT DISTRICT  
3932 SOUTH 500 EAST**

**SUMMARY**

- 1. WELCOME AND INTRODUCTIONS**
- 2. MINUTES OF BOARD WORK MEETING – FEBRUARY 8, 2023 AND BOARD MEETING FEBRUARY 15, 2023**
- 3. FINANCIAL INFORMATION**
  - A. REVIEW MT. OLYMPUS PAYABLES AND DISBURSEMENTS**
  - B. REVIEW CENTRAL VALLEY INVOICE**
  - C. REVIEW FINANCIAL REPORT**
- 4. CENTRAL VALLEY REPORT – GILES DEMKE**
  - A. ENTITY MANAGERS MEETING REPORT**
  - B. CENTRAL VALLEY 2022 AUDIT REPORT**
- 5. DISCUSSION AND APPROVAL TO CHANGE THE AUGUST BOARD MEETING FROM AUGUST 16<sup>TH</sup> TO AUGUST 23<sup>RD</sup>**
- 6. UPDATE ON ELECTION**
- 7. LEGISLATIVE UPDATE**
- 8. DISCUSSION AND APPROVAL OF THE AMENDED AGREEMENT WITH HOLLADAY HILLS**
- 9. POSSIBLE CLOSED SESSION TO DISCUSS THE CHARACTER, PROFESSIONAL COMPETENCE, OR PHYSICAL OR MENTAL HEALTH OF INDIVIDUAL**
- 10. MANAGER’S REPORT**
  - A. PERSONNEL REVIEW**
  - B. OPERATIONS REPORT**
    - 1. UPDATE ON DISTRICT LINING PROJECTS**
  - C. CONFERENCES UPDATE**
    - 1. WEF UTILITY MANAGEMENT**
    - 2. WEAU**
    - 3. UGFOA**
    - 4. WEFTEC**
- 11. INFORMATION ITEMS (NO ACTION REQUIRED)**
  - A. DISTRICT ACTIVITY REPORTS**
  - B. CENTRAL VALLEY FLOW & LOAD REPORT**
  - C. UTAH PUBLIC TREASURER’S POOL YIELD**

**PRESENT:**           **AMI NEFF, BOARD CHAIR**  
                          **GILES DEMKE, TRUSTEE**  
                          **C. KIM BLAIR, TRUSTEE**  
                          **KERRY EPPICH, GENERAL MANAGER**  
                          **STEPHEN ROHWER, ASSISTANT GM/CFO**  
                          **DEAN AYALA, DISTRICT ENGINEER**  
                          **TAMMY GONZALES, EXECUTIVE SECRETARY/DISTRICT CLERK**

**PRESIDING:**       **BOARD CHAIR, AMI NEFF**



1. **WELCOME AND INTRODUCTIONS**

Welcome and introductions were done. There were no members of the public in attendance.

2. **MINUTES OF BOARD WORK MEETING – FEBRUARY 8, 2023 AND BOARD MEETING FEBRUARY 15, 2023**

Motion to approve the February 8, 2023 Board Work Meeting minutes and the February 15, 2023 Board Meeting minutes, with noted changes, was made by Trustee Giles Demke and seconded by Trustee C. Kim Blair. The motion was approved by unanimous vote.

Votes: Giles Demke – yes  
C. Kim Blair – yes  
Ami Neff – yes

3. **FINANCIAL INFORMATION**

A. **REVIEW MT. OLYMPUS PAYABLES AND DISBURSEMENTS**

After review and discussion, motion to approve the Mt. Olympus Payables and Disbursements was made by Trustee Giles Demke and seconded by Trustee C. Kim Blair. The motion was approved by unanimous vote.

Votes: Giles Demke – yes  
C. Kim Blair – yes  
Ami Neff – yes

B. **REVIEW CENTRAL VALLEY INVOICE**

After review and discussion, motion to approve the Central Valley Invoice was made by Trustee Giles Demke and seconded by Trustee C. Kim Blair. The motion was approved by unanimous vote.

Votes: Giles Demke – yes  
C. Kim Blair – yes  
Ami Neff – yes

C. **REVIEW FINANCIAL REPORT**

After review and discussion, the Financial Report was accepted for filing by Board Members.

4. **CENTRAL VALLEY REPORT – GILES DEMKE**

The following topics were discussed at the last Central Valley Board meeting:

- ***General Manager Comments*** –
  - ***Strategy Meeting*** – There was a strategy meeting scheduled for last month but did not happen due to the weather. It is now scheduled for March 22, 2023 at 2:00 p.m. before the regular Board meeting. They had their regular Board meeting online.

4. **CENTRAL VALLEY REPORT – GILES DEMKE (CONTINUED)**

- ***General Manager Comments*** –
  - ***Biosolids*** – Randy Marriott who runs Western Basin Land and Livestock passed away a week before their Board meeting. He owns the biosolids disposal site that Central Valley uses to dispose of their biosolids. His sons took over the business and at this time Phil indicated that there should not be any changes in operations.
  - ***Water Quality Board*** – Phil indicated he applied to be appointed to the Water Quality Board.
  - ***Grant Programs*** – They met with representative Chris Stewart about applying for the Community Funding Grant Program. They initially had two weeks to apply for the grant but that changed and now the deadline is tomorrow. They asked that each entity manager send in a letter of support. They are applying for two different grants; one is for the digester rehab project and the other is for the biosolids project.
  - ***Community Garden Plots*** – Central Valley has 63 community garden plots that are being used by 28 families for their garden, and it is going well. They produced about \$21,500 worth of produce out of these gardens. Since this program is going so well, they plan to continue with these garden plots.
- ***Capital Projects*** – A Powerpoint presentation was given showing the progress and status of each project. Trustee Demke then went into detail on each project.
  - Blower Building Project
  - Side-Stream Phosphorus Removal Project
  - Thickening and Straining Design Project
  - BNR Basins Project
  - Side-Stream Nitrogen Removal Project
- ***Action Items*** –
  - ***Biosolids Silo Contract*** – They sent out to bid for the biosolids forged silos. They sent it out to three bidders and only one responded. Schwing Biojet who came in with a bid of \$2,843,772 and they chose to go with carbon steel as opposed to stainless steel. Motion was approved for that amount pending some contract negotiations.
  - ***Change Order*** – They approved a change order for Archer Western contract regarding the thickening and straining building. If you recall, they started excavating and found the foundation for an old SLCSSD1 plant building. The change order to remove this came in at a cost of \$331,526 and a thirty-day extension to the contract.
- ***Closed Session to Discuss Lease of Real Property*** – They had a closed session to discuss Lease of Real Property.
- ***Farm Training Grant and Quit Claim Deed*** – They approved a roadway easement and a quit claim deed to Farm Training for a portion of land that Central Valley owns in Fairfield, Utah.

A. **ENTITY MANAGERS MEETING REPORT**

Manager Eppich stated that Trustee Giles covered most of what was discussed in the managers' meeting.

- ***Fairfield Property*** – They still do not have any agreement with Lantis. What they would like Lantis to do is to build a road and fence it.

5. **DISCUSSION AND APPROVAL TO CHANGE THE AUGUST BOARD MEETING FROM AUGUST 16<sup>TH</sup> TO AUGUST 23<sup>RD</sup>**

After review and discussion, motion to approve changing the August board meeting from August 16<sup>th</sup> to August 22<sup>nd</sup> to accommodate schedules was made by Trustee Giles Demke and seconded by Trustee C. Kim Blair. The motion was approved by unanimous vote.

Votes: Giles Demke – yes  
C. Kim Blair – yes  
Ami Neff – yes

6. **UPDATE ON ELECTION**

Provided to the Board was a copy of the Interlocal Agreement with the County to run our election. Wallace Felsted, District Counsel has reviewed the document and made some changes. This year's election has an estimated cost of \$94,197. Trustee Blair suggested the District try to make this a perpetual contract.

7. **LEGISLATIVE UPDATE**

Manager Eppich discussed the following bills:

- ***House Bill 21/5<sup>th</sup> Substitute – Open and Public Meetings Act Amendments*** – This bill: 1) requires a local school board holding an open meeting to allow a reasonable opportunity for the public to provide verbal comments at the meeting, subject to certain exceptions; 2) requires a local school board to adopt a written policy allowing public comment in a public meeting; and 3) permits a public body of a local district or special service district to convene and conduct an electronic meeting in certain circumstances. At this time, this bill does not affect us, but it may in the future.
- ***House Bill 22/2<sup>nd</sup> Substitute – Local District Amendments*** – This bill: 1) replaces the term “local district” with the term “special district” throughout certain titles of the Utah Code; and 2) under certain circumstances, provides for replacement of a board of trustees of a nonfunctioning improvement district. This bill along with HB 77 will move us back to what we were called ten years ago. This is nothing more than a name change.
- ***House Bill 77/2<sup>nd</sup> Substitute – Local District Revisions*** – This bill: 1) replaces the term “local district” with the term “special district” throughout the Utah Code; and 2) makes technical changes.
- ***House Bill 131/Vaccine Passport Prohibition*** – this bill: 1) defines terms; 2) makes it unlawful for a place of public accommodation to discriminate against an individual based on the individual's immunity status; 3) with certain exceptions, prohibits a governmental entity from requiring proof of immunity status; 4) with certain exceptions, makes it unlawful discrimination for an employer to require proof of immunity status; and 5) prohibits a governmental entity or employer from requiring an individual to receive a vaccine. We are exempt from most of this bill.

7. **LEGISLATIVE UPDATE (CONTINUED)**

- ***House Bill 343/1<sup>st</sup> Substitute – Government Records Modifications*** – this bill: 1) defines terms; 2) permits the Division of Archives and Records Service to require a background check of employees and volunteers who have direct access to vulnerable records; 3) modifies the duties of a records officer; 4) grants rulemaking authority to the state archivist, the executive director of the Department of Government Operations, and other departments in relation to government records and the provisions of the bill; 5) requires executive branch agencies to: a) make and maintain an inventory of records that contain personal identifying information; and b) prepare and maintain a privacy annotation for each records series collected, maintained, or used by the executive branch agency that discloses whether the record series contains personal identifying information, describes the type of personal identifying information contained in the record series, and provides other information regarding the personal identifying information contained in the record series; 6) requires the executive director of the Department of Government Operations to make rules for identifying personal identifying information, inventorying the information, and reporting regarding the information; 7) modifies individual rights with respect to records that may be classified as private or controlled or that may contain personal identifying information; 8) changes the title of the “government operations privacy officer” to the “chief privacy officer”; and 9) makes technical and conforming changes. We will have to get more information to determine what is a vulnerable record.
- ***House Bill 370/4<sup>th</sup> Substitute – Utility Infrastructure Amendments*** – this bill: 1) defines terms; 2) removes interruption or impairment of critical infrastructure from the crime of criminal mischief; 3) makes it a criminal offense to destroy, damage, or tamper with a critical infrastructure facility; 4) makes it a criminal offense to impersonate a critical infrastructure facility officer or employee; and 5) makes technical and conforming changes.
- ***Senate Bill 43/3<sup>rd</sup> Substitute – Public Notice Requirements*** – This bill: 1) defines terms; 2) creates classifications for types of public notices where each classification requires notice to be provided in specific ways; 3) amends public notice provisions to implement the new classification system; and 4) makes technical and conforming changes. We will have to research this to make sure that we notice properly with this change.
- ***Senate Bill 127/1<sup>st</sup> Substitute – Cybersecurity Amendments*** – This bill: 1) amends the disclosure requirement for system security breaches; 2) requires the Division of Technology Services to report certain information regarding consolidation of networks used by governmental entities; 3) creates the Utah Cyber Center and defines the center’s duties; 4) requires governmental entities in the state to report a breach of system security to the Utah Cyber Center; and 5) requires governmental websites to use authorized top level domain by January 1, 2025. This bill passed and will take effect in 2025. We feel that this is a bad bill and hope to possibly fix it next year.

8. **DISCUSSION AND APPROVAL OF THE AMENDED AGREEMENT WITH HOLLADAY HILLS**

We finally received the amended Agreement back. After review and discussion, it was decided that changes need to be made to the document that shows the flows at the demarcation points. Also, some wording changes showing who has calibration responsibility, rights of inspection and so forth. Elaborate what requirements need to be met with regards to technical specifications of the flow limits and what are prohibited discharges. Manager Eppich will work on the document and bring back an updated Agreement.

9. **POSSIBLE CLOSED SESSION TO DISCUSS THE CHARACTER, PROFESSIONAL COMPETENCE, OR PHYSICAL OR MENTAL HEALTH OF INDIVIDUAL**

No closed session was necessary.

10. **MANAGER'S REPORT**

A. **PERSONNEL REVIEW**

The following employees will reach their anniversary date in April:

Misty Burke's anniversary was on February 24<sup>th</sup>. She has been with the District for 1 year.

Mike Cox' anniversary is April 6<sup>th</sup>. He will have been with the District for 25 years.

Lance Titmus anniversary is on April 23<sup>rd</sup>. He will have been with the District for 5 years.

Vincent Willis' anniversary is on April 30<sup>th</sup>. He will have been with the District for 11 years.

Kevin Thomas' anniversary is on April 30<sup>th</sup>. He will have been with the District for 11 years.

B. **OPERATIONS REPORT**

1. **UPDATE ON DISTRICT LINING PROJECTS**

Engineer Ayala is finishing the paperwork to send to PEC to get the project started.

C. **CONFERENCES UPDATE**

1. **WEF UTILITY MANAGEMENT**

The WEF Utility Management conference will be held March 28 – 31, 2023 in Sacramento, CA. Hotel reservations and conference registrations have been made. Those attending the conference are Manager Eppich, and Assistant GM, Rohwer.



**10. MANAGER’S REPORT (CONTINUED)**

**C. CONFERENCES UPDATE (CONTINUED)**

**2. WEAU**

The WEAU conference will be held April 24 – 28, 2023 in St. George, Utah. Hotel reservations and conference registrations have been made. Those attending the conference are Manager Eppich, Engineer Ayala, Lines Superintendent Todd Perry, and Trustees Giles Demke and Ami Neff. Lines Department, Vincent Willis and Kevin Thomas will be in the Operations Challenge. Manager Eppich, Engineer Ayala, Lines Superintendent Todd Perry, and Trustee Demke will attend the Preconference Workshop.

**3. UGFOA**

Manager Eppich and Controller Rohwer are scheduled to attend the UGFOA conference in St. George, Utah on April 12 – 15, 2023. All arrangements have been made.

**4. WEFTEC**

The WEFTEC Conference will be held September 30 – October 4, 2023 in Chicago, IL. Conference registrations and hotel reservations should be available sometime in early April. Those considering attending the conference are Manager Eppich, and Trustee Giles Demke.

Assistant GM Rohwer added that there is a conference for the Association of Public Treasurers. He is a member and will attend this conference in August.

**11. INFORMATION ITEMS (NO ACTION REQUIRED)**

**A. DISTRICT ACTIVITY REPORTS**

Copies of the District’s activity reports were provided for Board review.

**B. CENTRAL VALLEY FLOW & LOAD REPORT**

A copy of the January 2023 Central Valley Flow & Load Report was provided for Board review. Manager Eppich stated that a couple of days before the report we were at 19.92 MGD with no issues to report.

**C. UTAH PUBLIC TREASURER’S POOL YIELD**

The Utah Public Treasurer’s Pool Yield for February 2023 was 4.600%.

With no further business to come before the Board, motion to adjourn was made by Trustee Giles Demke and seconded by Trustee C. Kim Blair. The motion was approved by unanimous vote.

Votes: Giles Demke – yes  
C. Kim Blair – yes  
Ami Neff – yes

**BOARD MEETING  
MARCH 15, 2023  
PAGE EIGHT**

The meeting was adjourned at 10:30 a.m.

---

*Ami Neff, Board Chair*

# Mt Olympus Improvement District

## Monthly Cash Distribution Report

For the Month of: MARCH 2023

### Checking Account Disbursements

Date	Description	Check Sequence	Disbursement Amount
3/14/2023	Accounts Payable	37411-37441	\$ 29,550.24
3/22/2023	Accounts Payable	37442-37457	\$ 31,265.31
	Accounts Payable		
Sub-total			\$ 60,815.55

### Electronic Payment Disbursements

Date	Description	Journal Entry / Ref #	Disbursement Amount
3/1/2023	XPRESS BILL PAY	JV0301	\$ 4,746.27
3/2/2023	AMERICAN EXPRESS-MERCH	JV0302	\$ 1,168.51
3/2/2023	PAYMENTECH MERCH	JV0303	\$ 4,773.74
3/12/2023	ZIONS BANK	JV0315	\$ 405.17
3/2/2023	Payroll	1055999-1056022	\$ 60,875.06
	Utah Retirement Systems	see Feb	
	EFTPS (taxes)	see Feb	
	Health Equity (HDSA)	see Feb	
3/15/2023	CVWRF- (Feb)	JV0316	\$ 726,962.66
3/12/2023	Payroll	1056023-1056046	\$ 56,789.09
3/12/2023	Utah Retirement Systems	JV0305	\$ 23,627.72
3/12/2023	EFTPS (taxes)	JV0306	\$ 21,947.27
3/12/2023	Health Equity (HDSA)	JV0307	\$ 3,271.77
3/10/2023	AMEX CC PMT	JV0308	\$ 5,016.89
3/6/2023	PEHP (Mar)	JV0317	\$ 35,816.41
3/21/2023	PEHP (LIFE & AD&D)	JV0322	\$ 1,638.91
3/20/2023	Rocky Mnt Power (1) to 2/2/23	JV0312	\$ 1,179.73
3/21/2023	Rocky Mnt Power (3) to 2/1/23	JV0313	\$ 10.82
3/22/2023	Rocky Mnt Power (5) to 2/10/23	JV0314	\$ 98.87
3/26/2023	Payroll	1056047-1056070	\$ 56,894.25
3/26/2023	Utah Retirement Systems	JV0324	\$ 23,327.38
3/26/2023	EFTPS (taxes)	JV0325	\$ 21,934.07
3/26/2023	Health Equity (HSA)	JV0326	\$ 3,271.77
	\		\$ 1,053,756.36

	Description	Journal Entry / Ref#	Disbursement Amount
	Capacity Fees Transfer from Checking		
3/31/2023	To PTIF 8603 (prior mnth)	JV0329	\$ 7,580.00
3/23/2023	Funds transfer from Checking to PTIF	JV0323	\$ 850,000.00
Sub-total			\$ 857,580.00
Total Disbursement			\$ 1,972,151.91

# Mt Olympus Improvement District

## Monthly Cash Distribution Report

For the Month of: APRIL 2023

### Checking Account Disbursements

Date	Description	Check Sequence	Disbursement Amount
4/5/2023	Accounts Payable	37458-37477	\$ 26,517.09
4/18/2023	Accounts Payable	37478-37516	\$ 56,680.34
	Accounts Payable		
Sub-total			\$ 83,197.43

### Electronic Payment Disbursements

Date	Description	Journal Entry / Ref #	Disbursement Amount
4/1/2023	XPRESS BILL PAY	JV0401	\$ 5,494.56
4/2/2023	AMERICAN EXPRESS-MERCH	JV0402	\$ 1,933.06
4/2/2023	PAYMENTECH MERCH	JV0403	\$ 7,847.39
4/11/2023	ZIONS BANK	JV0420	\$ 416.87
4/9/2023	Payroll	1056071-1056094	\$ 57,222.01
4/9/2023	Utah Retirement Systems	JV0411	\$ 23,748.23
4/9/2023	EFTPS (taxes)	JV0412	\$ 22,269.45
4/9/2023	Health Equity (HDSA)	JV0413	\$ 3,271.77
4/25/2023	CVWRF- (Feb)	TO BE APPROVED	\$ 1,036,305.90
4/23/2023	Payroll		
4/23/2023	Utah Retirement Systems		
4/23/2023	EFTPS (taxes)		
4/23/2023	Health Equity (HDSA)		
4/19/2023	AMEX CC PMT	JV0421	\$ 2,803.15
4/6/2023	PEHP (Mar)	JV0409	\$ 41,010.43
	PEHP (LIFE & AD&D)		
4/19/2021	Rocky Mnt Power (1) to 4/3/23	JV0417	\$ 1,158.49
4/20/2021	Rocky Mnt Power (3) to 3/31/23	JV0418	\$ 10.71
4/21/2021	Rocky Mnt Power (5) to 4/10/23	JV0419	\$ 93.69
			\$ 1,203,585.71

	Description	Journal Entry / Ref#	Disbursement Amount
	Capacity Fees Transfer from Checking To PTIF 8603 (prior mnth)		
4/10/2023	Funds transfer from Checking to PTIF	JV0414	\$ 700,000.00
Sub-total			\$ 700,000.00
Total Disbursement			\$ 1,986,783.14

## Report Criteria:

Report type: Summary

GL Period	Check Issue Date	Check Number	Vendor Number	Payee	Invoice Number	Invoice Seq	Invoice GL Account	Discount Taken	Check Amount
03/23	03/22/2023	37442	10880	AT&T	2870167393	1	4435	.00	122.32
03/23	03/22/2023	37443	12880	CINTAS	4149742769	2	4140	.00	186.77
03/23	03/22/2023	37444	13760	DAWSON INFRASTRUCTURE SOLU	212381	1	4165	.00	1,120.13
03/23	03/22/2023	37445	14860	EPPICH, KERRY S.	UGFOA 2023	1	4430	.00	236.00
03/23	03/22/2023	37446	15880	GENUINE NAPA PARTS COMPANY -	370038	2	4167	.00	47.42
03/23	03/22/2023	37447	16470	HANSEN ALLEN LUCE INC	48973	1	1625	.00	6,871.24
03/23	03/22/2023	37448	17610	JACK'S TIRE AND OIL MGMT CO	Multiple	4	4557	.00	2,021.90
03/23	03/22/2023	37449	18440	KIRTON AND MCCONKIE	Multiple	1	4425	.00	5,944.60
03/23	03/22/2023	37450	20580	MOUNTAINLAND SUPPLY CO	S105228420.	2	4485	.00	2,991.56
03/23	03/22/2023	37451	22100	PETTY CASH	03132023	3	4503	.00	172.80
03/23	03/22/2023	37452	23240	ROHWER, STEPHEN	UGFOA 2023	1	4430	.00	629.00
03/23	03/22/2023	37453	23490	SAFELITE AUTOGLASS	03854-19681	1	4557	.00	85.00
03/23	03/22/2023	37454	19100	STANDARD INSURANCE	PR0226231	4	2046	.00	2,272.50
03/23	03/22/2023	37455	25950	UNITEDHEALTHCARE	062859049-1	1	4620	.00	5,397.84
03/23	03/22/2023	37456	26090	UTAH LOCAL GOVERNMENTS TRU	1605202	1	2035	.00	1,319.29
03/23	03/22/2023	37457	27900	ZIONS BANKCARD CENTER	Multiple	1	4485	.00	1,846.94
04/23	04/05/2023	37458	10940	AYALA, DEAN	040123	1	4670	.00	400.00
04/23	04/05/2023	37459	11600	BLUE STAKES OF UTAH	UT20230067	1	4680	.00	982.80
04/23	04/05/2023	37460	12700	CERTIFIED SHRED	155636	1	4502	.00	39.00
04/23	04/05/2023	37461	12880	CINTAS	Multiple	1	4120	.00	460.49
04/23	04/05/2023	37462	13600	D AND L SUPPLY	143015	2	4085	.00	6,375.00
04/23	04/05/2023	37463	17320	DEX IMAGING	AR9164635	1	4502	.00	171.88
04/23	04/05/2023	37464	14160	DOCUMART	88307	1	4502	.00	159.19
04/23	04/05/2023	37465	15880	GENUINE NAPA PARTS COMPANY -	371052	2	4110	.00	39.03
04/23	04/05/2023	37466	17100	HOSE & RUBBER SUPPLY	01765959	1	4485	.00	192.70
04/23	04/05/2023	37467	17260	HY-KO SUPPLY COMPANY	815920	2	4110	.00	51.08
04/23	04/05/2023	37468	17280	IC GROUP	345141	1	4502	.00	1,499.47
04/23	04/05/2023	37469	17705	JAN PRO of UTAH	334608	1	4485	.00	917.00
04/23	04/05/2023	37470	17780	JBM SALES AND SERVICE	3604-2023	1	4503	.00	160.00
04/23	04/05/2023	37471	20580	MOUNTAINLAND SUPPLY CO	S105265138.	1	4485	.00	336.24
04/23	04/05/2023	37472	21350	OLYMPUS EQUIPMENT LLC	1463	5	4169	.00	971.54
04/23	04/05/2023	37473	23240	ROHWER, STEPHEN	040123	1	4470	.00	400.00
04/23	04/05/2023	37474	24400	SMITH POWER PRODUCTS INC	3202275	3	4164	.00	249.22
04/23	04/05/2023	37475	24980	STONE, DARREN	040123	1	4235	.00	125.00
04/23	04/05/2023	37476	29050	T-MOBILE	969460211-0	3	4035	.00	638.72
04/23	04/05/2023	37477	26200	UTAH STATE TAX COMMISSION	Multiple	1	2034	.00	12,348.73
04/23	04/18/2023	37478	10120	ACE DISPOSAL COMPANY	0002735446	1	4485	.00	93.21
04/23	04/18/2023	37479	10370	ALL AMERICAN LAWN & PEST CON	78626	1	4485	.00	150.00
04/23	04/18/2023	37480	10700	APELLO	111317-01 A	1	4170	.00	107.50
04/23	04/18/2023	37481	10880	AT&T	2870167393	1	4435	.00	121.76
04/23	04/18/2023	37482	10940	AYALA, DEAN	042423	1	4630	.00	688.00
04/23	04/18/2023	37483	29461	BROWN, SEOKIM	13.1496.00	1	1175	.00	298.15
04/23	04/18/2023	37484	12070	BUDDCO	371803-1	1	4080	.00	39.90
04/23	04/18/2023	37485	12520	CASELLE INC.	123942	1	4567	.00	1,651.00
04/23	04/18/2023	37486	12880	CINTAS	Multiple	2	4140	.00	388.56
04/23	04/18/2023	37487	13860	DEMKE, GILES	042423	1	4430	.00	688.00
04/23	04/18/2023	37488	14180	DOMINION ENERGY	0505320000-	2	4529	.00	2,578.63
04/23	04/18/2023	37489	29147	EDGINGTON, JEFF	042523	1	4030	.00	629.00
04/23	04/18/2023	37490	29463	ELEVATED DESIGN HOMES	12.0783.01	1	1175	.00	90.00
04/23	04/18/2023	37491	14860	EPPICH, KERRY S.	042423	1	4430	.00	295.00
04/23	04/18/2023	37492	15220	FIRSTDIGITAL	00485445-1	4	4635	.00	510.47
04/23	04/18/2023	37493	15880	GENUINE NAPA PARTS COMPANY -	375612	5	4169	.00	201.60
04/23	04/18/2023	37494	16310	GS TRACKME LLC	23635	14	4169	.00	350.00



GL Period	Check Issue Date	Check Number	Vendor Number	Payee	Invoice Number	Invoice Seq	Invoice GL Account	Discount Taken	Check Amount
04/23	04/18/2023	37495	29460	HANDLEY, SARA & ROGER	17.0826.00	1	1175	.00	46.00
04/23	04/18/2023	37496	16470	HANSEN ALLEN LUCE INC	Multiple	1	4582	.00	13,366.85
04/23	04/18/2023	37497	29457	HOLLADAY, GORDON	14.2001.00	1	1175	.00	402.32
04/23	04/18/2023	37498	17290	I-D ELECTRIC	112988	1	4485	.00	452.16
04/23	04/18/2023	37499	29459	JOHANNA DALEY SNOW	14.1568.00	1	1175	.00	414.27
04/23	04/18/2023	37500	18160	JORDAN VALLEY WATER	Multiple	1	4085	.00	166.20
04/23	04/18/2023	37501	29458	KINDON PROPERTY MGMT	13.0093.01	1	1175	.00	308.08
04/23	04/18/2023	37502	18440	KIRTON AND MCCONKIE	Multiple	1	4425	.00	13,721.40
04/23	04/18/2023	37503	29462	LARSON, MASON	13.2271.00	1	1175	.00	34.00
04/23	04/18/2023	37504	20580	MOUNTAINLAND SUPPLY CO	S105260582,	1	4485	.00	589.77
04/23	04/18/2023	37505	20760	NEFF, AMI	04252023	1	4430	.00	629.00
04/23	04/18/2023	37506	22020	PERRY, TODD	042423	1	4030	.00	295.00
04/23	04/18/2023	37507	26625	PREMIER VEHICLE INSTALLATION I	775488723	1	4169	.00	47.36
04/23	04/18/2023	37508	29182	PROPERTY SELLER SOLUTIONS LL	18.1777.01	1	1175	.00	46.00
04/23	04/18/2023	37509	23240	ROHWER, STEPHEN	312695001	1	4430	.00	502.08
04/23	04/18/2023	37510	19100	STANDARD INSURANCE	PR0409231	4	2046	.00	2,308.00
04/23	04/18/2023	37511	25370	THE DATA CENTER	60005	1	4503	.00	6,033.40
04/23	04/18/2023	37512	25560	THOMAS, KEVIN	042423	1	4030	.00	688.00
04/23	04/18/2023	37513	26090	UTAH LOCAL GOVERNMENTS TRU	1605742	1	2035	.00	1,363.28
04/23	04/18/2023	37514	26240	UTILISYNC LLC	INV-1493	1	4680	.00	5,000.00
04/23	04/18/2023	37515	26400	VERIZON WIRELESS	9931448945	2	4635	.00	698.39
04/23	04/18/2023	37516	27280	WILLIS, VINCENT	042423	1	4030	.00	688.00

## Summary by General Ledger Account Number

GL Account	Debit	Credit	Proof
1175	1,638.82	.00	1,638.82
1625	17,310.24	.00	17,310.24
2020	.00	114,462.74-	114,462.74-
2034	12,348.73	.00	12,348.73
2035	2,682.57	.00	2,682.57
2046	4,580.50	.00	4,580.50
4030	3,376.40	.00	3,376.40
4035	228.88	.00	228.88
4080	39.90	.00	39.90
4085	6,498.44	.00	6,498.44
4110	90.11	.00	90.11
4120	86.95	.00	86.95
4129	1,289.32	.00	1,289.32
4131	21.38	.00	21.38
4140	816.67	.00	816.67
4145	25.00	.00	25.00
4153	25.00	.00	25.00
4156	25.00	.00	25.00
4159	25.00	.00	25.00
4161	55.84	.00	55.84
4164	670.10	.00	670.10
4165	1,145.13	.00	1,145.13
4166	1,082.50	.00	1,082.50
4167	16.58	.00	16.58
4168	122.98	.00	122.98
4169	751.64	.00	751.64
4170	107.50	.00	107.50
4235	201.57	.00	201.57
4425	19,666.00	.00	19,666.00

GL Account	Debit	Credit	Proof
4430	3,067.05	.00	3,067.05
4435	986.80	.00	986.80
4470	400.00	.00	400.00
4485	6,405.21	.00	6,405.21
4502	1,901.21	.00	1,901.21
4503	6,205.02	.00	6,205.02
4529	1,289.31	.00	1,289.31
4531	21.38	.00	21.38
4556	25.00	.00	25.00
4557	1,049.40	.00	1,049.40
4567	1,651.00	.00	1,651.00
4582	2,927.85	.00	2,927.85
4590	129.51	.00	129.51
4620	5,397.84	.00	5,397.84
4630	688.00	.00	688.00
4635	799.41	.00	799.41
4640	132.20	.00	132.20
4657	25.00	.00	25.00
4658	25.00	.00	25.00
4659	25.00	.00	25.00
4670	400.00	.00	400.00
4680	5,982.80	.00	5,982.80
Grand Totals:	114,462.74	114,462.74-	.00

Report Criteria:

Report type: Summary



## Central Valley Billing Highlights

Period of March 2023

- CVWRF invoice to Mt Olympus is for **\$1,036,305.90**
- For March, CVWRF Capital Spending was \$6.7 million compared to the prior month of \$5.9 million. The approximate breakdown is as follows
  - Blower Building \$645k
  - Side-stream Nitrogen \$708k
  - BNR \$2.9 million
  - Pay-go \$524K
  - Side-stream Phosphorus \$68k
  - Thickening \$1.3 million
  - Dewatering \$186k
- Total O&M expenses less depreciation was \$2.4 million
- Natural Gas budget is at 50% of what was budgeted
- March had 3 pay periods
- Monthly Interest Income was \$530k for the month.



Central Valley Water  
Reclamation  
Facility

April 10, 2023

Mt. Olympus Improvement District  
3932 South 500 East  
Salt Lake City, UT 84107-1895

March-2023  
Invoice

Prior amounts due			\$ -
	February 2023	Invoice	1,634,077.11
	20th Billing	Invoice	-
Less credits			
	March 2023	Payments	(1,634,077.11)
		Prior amount due	-

March-2023	Description	
	Facility Operations	542,262.48
	Pretreatment Field	23,046.98
	Entity Lab Work	-
	Net Lab Costs	30,577.42
	Total Operations Billing	595,886.88
	Cash Entity Capital	-
	Monthly CIP (pay-as-you-go)	130,731.26
	Loan Payment	309,687.76
	Total Capital Billing	440,419.02
Adjustments		
	Less revenue	-
	Total Amount Due	\$ 1,036,305.90

Payment is due within 15 days of the date of the invoice

**Central Valley Water Reclamation Facility**  
**Monthly Cost Summary**  
**March 31, 2023**

Description	Monthly Costs	O & M Monthly			
		Member Entity	Capital %	Average %	Pretreatment %
Facility Operation	2,197,058	Cottonwood	15.4831%	15.0475%	2.82%
Pretreatment Field	99,598	Mt Olympus	24.9217%	24.6813%	23.14%
Entity Lab Work	-	Granger-Hunter	24.5831%	25.6336%	35.41%
Net Lab Costs	123,889	Kearns	11.5066%	11.5941%	4.63%
Bond Trust Payment	1,649,924	Murray	7.5104%	7.2272%	11.67%
Bond/Cash Capital 2021B	6,174,664	South Salt Lake	4.8064%	4.7825%	21.33%
Pay-as-you-go CIP	524,568	Taylorsville-Ben	11.1887%	11.0338%	1.00%
	<b>10,769,701</b>		100.0000%	100.0000%	100.0000%

Calculation	Description	Cottonwood	Mount Olympus	Granger-Hunter	Kearns	Murray	South Salt Lake	Taylorsville-Bennion	Total
Monthly flows % (Table 5)	Facility Operation	330,602.30	542,262.48	563,185.06	254,729.10	158,785.78	105,074.30	242,418.99	2,197,058.01
Directly reimbursable costs	Pretreatment Field	2,808.66	23,046.98	35,267.65	4,611.39	11,623.09	21,244.25	995.98	99,598.00
Directly reimbursable costs	Entity Lab Work	-	-	-	-	-	-	-	-
Monthly flows % (Table 5)	Net Lab Costs	18,642.20	30,577.42	31,757.21	14,363.81	8,953.71	5,924.99	13,669.65	123,888.99
	Total O & M	352,053.16	595,886.88	630,209.92	273,704.30	179,362.58	132,243.54	257,084.62	2,420,545.00
	2021A Bond Entity Draws (Do not pay)	956,029.40	1,538,831.24	1,517,923.83	710,493.89	463,741.97	296,779.05	690,864.63	6,174,664.01
	Cash Entity Capital	-	-	-	-	-	-	-	-
	Monthly CIP (pay-as-you-go)	81,219.39	130,731.26	128,955.08	60,359.94	39,397.16	25,212.84	58,692.32	524,567.99
	2017 A & B Bond Trust Payments	54,765.02	-	86,952.39	41,073.00	26,564.95	17,000.64	-	226,356.00
	2019A Bond Trust Payments	59,761.87	-	94,886.36	44,413.19	28,988.58	-	-	228,050.00
	2020A Loan DS Payments	40,667.78	65,458.90	64,569.53	30,223.11	19,726.68	-	29,388.00	250,034.00
	2021A Bank of Utah	19,486.87	31,366.20	30,940.04	14,482.09	9,452.51	6,049.29	14,081.99	125,858.99
	2021B Bond Trust Payments	21,104.70	33,970.27	33,508.73	15,684.42	10,237.28	6,551.51	15,251.09	136,308.00
	2021C Bond Trust Payments	111,140.83	178,892.39	176,461.83	82,596.63	53,910.98	-	80,314.35	683,317.01
	<b>Total Entity Bill for Month</b>	<b>740,199.62</b>	<b>1,036,305.90</b>	<b>1,246,483.88</b>	<b>562,536.68</b>	<b>367,640.72</b>	<b>187,057.82</b>	<b>454,812.37</b>	<b>4,595,036.99</b>

Member Entity	2017A Bond %	2017B Bond %	2019A Bond %	2020A Loan %	2021A Bond %	2021B Bond %	2020C Bond %
Cottonwood	29.5575%	0.00%	26.2056%	16.2649%	15.4831%	15.4831%	16.2649%
Mt Olympus	0.00%	0.00%	0.0000%	26.1800%	24.9217%	24.9217%	26.1800%
Granger-Hunter	46.9295%	0.00%	41.6077%	25.8243%	24.5831%	24.5831%	25.8243%
Kearns	0.00%	100.00%	19.4752%	12.0876%	11.5066%	11.5066%	12.0876%
Murray	14.3375%	0.00%	12.7115%	7.8896%	7.5104%	7.5104%	7.8896%
South Salt Lake	9.1755%	0.00%	0.0000%	0.0000%	4.8064%	4.8064%	0.0000%
Taylorsville-Ben	0.00%	0.00%	0.0000%	11.7536%	11.1887%	11.1887%	11.7536%
	100.0000%	100.00%	100.0000%	100.0000%	100.0000%	100.0000%	100.0000%





# CVWRF

800 West Central Valley Road  
801-973-9100 • Fax

## Invoice for Testing and Services

**Invoice To:** Christi Priest  
Mt. Olympus Water- IW  
3932 South 500 East  
Salt Lake City, UT 84107-1895

**Invoice Date:** 04/05/2023  
**Invoice #:** C-040523-008  
**Due Date:** 05/05/2023

<b>For:</b> 2300833	<b>Sample Name:</b> MO06 (0453)	<b>Received:</b> 02/08/2023
<u><b>Item Description</b></u>	<u><b>Quantity</b></u>	<u><b>Unit Price</b></u> <u><b>Total</b></u>
Biochemical Oxygen Demand	1	\$20.00 \$20.00
PO4-P Total	1	\$15.00 \$15.00
Total Suspended Solids	1	\$10.00 \$10.00
<b>For:</b> 2300834	<b>Sample Name:</b> MO06 (0453 (1 of 8))	<b>Received:</b> 02/08/2023
<u><b>Item Description</b></u>	<u><b>Quantity</b></u>	<u><b>Unit Price</b></u> <u><b>Total</b></u>
Oil & Grease	1	\$45.00 \$45.00
<b>For:</b> 2300835	<b>Sample Name:</b> MO06 (0453 (2 of 8))	<b>Received:</b> 02/08/2023
<u><b>Item Description</b></u>	<u><b>Quantity</b></u>	<u><b>Unit Price</b></u> <u><b>Total</b></u>
Oil & Grease	1	\$45.00 \$45.00
<b>For:</b> 2300836	<b>Sample Name:</b> MO06 (0453 (3 of 8))	<b>Received:</b> 02/08/2023
<u><b>Item Description</b></u>	<u><b>Quantity</b></u>	<u><b>Unit Price</b></u> <u><b>Total</b></u>
Oil & Grease	1	\$45.00 \$45.00
<b>For:</b> 2300837	<b>Sample Name:</b> MO06 (0453 (4 of 8))	<b>Received:</b> 02/08/2023
<u><b>Item Description</b></u>	<u><b>Quantity</b></u>	<u><b>Unit Price</b></u> <u><b>Total</b></u>
Oil & Grease	1	\$45.00 \$45.00
<b>For:</b> 2300838	<b>Sample Name:</b> MO06 (0453 (5 of 8))	<b>Received:</b> 02/08/2023
<u><b>Item Description</b></u>	<u><b>Quantity</b></u>	<u><b>Unit Price</b></u> <u><b>Total</b></u>
Oil & Grease	1	\$45.00 \$45.00
<b>For:</b> 2300839	<b>Sample Name:</b> MO06 (0453 (6 of 8))	<b>Received:</b> 02/08/2023
<u><b>Item Description</b></u>	<u><b>Quantity</b></u>	<u><b>Unit Price</b></u> <u><b>Total</b></u>
Oil & Grease	1	\$45.00 \$45.00
<b>For:</b> 2300840	<b>Sample Name:</b> MO06 (0453 (7 of 8))	<b>Received:</b> 02/08/2023
<u><b>Item Description</b></u>	<u><b>Quantity</b></u>	<u><b>Unit Price</b></u> <u><b>Total</b></u>
Oil & Grease	1	\$45.00 \$45.00
<b>For:</b> 2300841	<b>Sample Name:</b> MO06 (0453 (8 of 8))	<b>Received:</b> 02/08/2023
<u><b>Item Description</b></u>	<u><b>Quantity</b></u>	<u><b>Unit Price</b></u> <u><b>Total</b></u>
Oil & Grease	1	\$45.00 \$45.00
<b>For:</b> 2301018	<b>Sample Name:</b> MO06 (0465 (1 of 8))	<b>Received:</b> 02/16/2023
<u><b>Item Description</b></u>	<u><b>Quantity</b></u>	<u><b>Unit Price</b></u> <u><b>Total</b></u>
Oil & Grease	1	\$45.00 \$45.00
<b>For:</b> 2301019	<b>Sample Name:</b> MO06 (0465 (2 of 8))	<b>Received:</b> 02/16/2023
<u><b>Item Description</b></u>	<u><b>Quantity</b></u>	<u><b>Unit Price</b></u> <u><b>Total</b></u>
Oil & Grease	1	\$45.00 \$45.00

Central Valley Water Reclamation Facility  
800 West Central Valley Road  
South Salt Lake, UT 84119  
Utah Lab ID UT00018

<b>For:</b> 2301020	<b>Sample Name:</b> MO06 (0465 (3 of 8))	<b>Received:</b> 02/16/2023
<b><u>Item Description</u></b>	<b><u>Quantity</u></b>	<b><u>Unit Price</u>      <u>Total</u></b>
Oil & Grease	1	\$45.00      \$45.00
<b>For:</b> 2301017	<b>Sample Name:</b> MO06 (0466)	<b>Received:</b> 02/16/2023
<b><u>Item Description</u></b>	<b><u>Quantity</u></b>	<b><u>Unit Price</u>      <u>Total</u></b>
Biochemical Oxygen Demand	1	\$20.00      \$20.00
Total Suspended Solids	1	\$10.00      \$10.00
<b>For:</b> 2301021	<b>Sample Name:</b> MO06 (0465 (4 of 8))	<b>Received:</b> 02/16/2023
<b><u>Item Description</u></b>	<b><u>Quantity</u></b>	<b><u>Unit Price</u>      <u>Total</u></b>
Oil & Grease	1	\$45.00      \$45.00
<b>For:</b> 2301022	<b>Sample Name:</b> MO06 (0465 (5 of 8))	<b>Received:</b> 02/16/2023
<b><u>Item Description</u></b>	<b><u>Quantity</u></b>	<b><u>Unit Price</u>      <u>Total</u></b>
Oil & Grease	1	\$45.00      \$45.00
<b>For:</b> 2301023	<b>Sample Name:</b> MO06 (0465 (6 of 8))	<b>Received:</b> 02/16/2023
<b><u>Item Description</u></b>	<b><u>Quantity</u></b>	<b><u>Unit Price</u>      <u>Total</u></b>
Oil & Grease	1	\$45.00      \$45.00
<b>For:</b> 2301024	<b>Sample Name:</b> MO06 (0465 (8 of 8))	<b>Received:</b> 02/16/2023
<b><u>Item Description</u></b>	<b><u>Quantity</u></b>	<b><u>Unit Price</u>      <u>Total</u></b>
Oil & Grease	1	\$45.00      \$45.00
<b>For:</b> 2301084	<b>Sample Name:</b> MO05 (0473)	<b>Received:</b> 02/21/2023
<b><u>Item Description</u></b>	<b><u>Quantity</u></b>	<b><u>Unit Price</u>      <u>Total</u></b>
Oil & Grease	1	\$45.00      \$45.00
Petroleum-based Oil & Grease	1	\$20.00      \$20.00
<b>For:</b> 2301411	<b>Sample Name:</b> MO06 (0396 (1 of 8))	<b>Received:</b> 03/09/2023
<b><u>Item Description</u></b>	<b><u>Quantity</u></b>	<b><u>Unit Price</u>      <u>Total</u></b>
Oil & Grease	1	\$45.00      \$45.00
<b>For:</b> 2301412	<b>Sample Name:</b> MO06 (0396 (2 of 8))	<b>Received:</b> 03/09/2023
<b><u>Item Description</u></b>	<b><u>Quantity</u></b>	<b><u>Unit Price</u>      <u>Total</u></b>
Oil & Grease	1	\$45.00      \$45.00
<b>For:</b> 2301413	<b>Sample Name:</b> MO06 (0396 (3 of 8))	<b>Received:</b> 03/09/2023
<b><u>Item Description</u></b>	<b><u>Quantity</u></b>	<b><u>Unit Price</u>      <u>Total</u></b>
Oil & Grease	1	\$45.00      \$45.00
<b>For:</b> 2301410	<b>Sample Name:</b> MO06 (0397)	<b>Received:</b> 03/09/2023
<b><u>Item Description</u></b>	<b><u>Quantity</u></b>	<b><u>Unit Price</u>      <u>Total</u></b>
Biochemical Oxygen Demand	1	\$20.00      \$20.00
Total Suspended Solids	1	\$10.00      \$10.00
<b>For:</b> 2301414	<b>Sample Name:</b> MO06 (0396 (4 of 8))	<b>Received:</b> 03/09/2023
<b><u>Item Description</u></b>	<b><u>Quantity</u></b>	<b><u>Unit Price</u>      <u>Total</u></b>
Oil & Grease	1	\$45.00      \$45.00
<b>For:</b> 2301415	<b>Sample Name:</b> MO06 (0396 (5 of 8))	<b>Received:</b> 03/09/2023
<b><u>Item Description</u></b>	<b><u>Quantity</u></b>	<b><u>Unit Price</u>      <u>Total</u></b>
Oil & Grease	1	\$45.00      \$45.00
<b>For:</b> 2301416	<b>Sample Name:</b> MO06 (0396 (6 of 8))	<b>Received:</b> 03/09/2023
<b><u>Item Description</u></b>	<b><u>Quantity</u></b>	<b><u>Unit Price</u>      <u>Total</u></b>
Oil & Grease	1	\$45.00      \$45.00

<b>For:</b> 2301417	<b>Sample Name:</b> MO06 (0396 (7 of 8))	<b>Received:</b> 03/09/2023
<u><b>Item Description</b></u>	<u><b>Quantity</b></u>	<u><b>Unit Price</b></u> <u><b>Total</b></u>
Oil & Grease	1	\$45.00      \$45.00
<b>For:</b> 2301418	<b>Sample Name:</b> MO06 (0396 (8 of 8))	<b>Received:</b> 03/09/2023
<u><b>Item Description</b></u>	<u><b>Quantity</b></u>	<u><b>Unit Price</b></u> <u><b>Total</b></u>
Oil & Grease	1	\$45.00      \$45.00
<b>For:</b> 2301547	<b>Sample Name:</b> MO06 (0513)	<b>Received:</b> 03/16/2023
<u><b>Item Description</b></u>	<u><b>Quantity</b></u>	<u><b>Unit Price</b></u> <u><b>Total</b></u>
Biochemical Oxygen Demand	1	\$20.00      \$20.00
PO4-P Total	1	\$15.00      \$15.00
Total Suspended Solids	1	\$10.00      \$10.00
<b>For:</b> 2301548	<b>Sample Name:</b> MO06 (0513 (1 of 8))	<b>Received:</b> 03/16/2023
<u><b>Item Description</b></u>	<u><b>Quantity</b></u>	<u><b>Unit Price</b></u> <u><b>Total</b></u>
Oil & Grease	1	\$45.00      \$45.00
<b>For:</b> 2301549	<b>Sample Name:</b> MO06 (0513 (2 of 8))	<b>Received:</b> 03/16/2023
<u><b>Item Description</b></u>	<u><b>Quantity</b></u>	<u><b>Unit Price</b></u> <u><b>Total</b></u>
Oil & Grease	1	\$45.00      \$45.00
<b>For:</b> 2301550	<b>Sample Name:</b> MO06 (0513 (3 of 8))	<b>Received:</b> 03/16/2023
<u><b>Item Description</b></u>	<u><b>Quantity</b></u>	<u><b>Unit Price</b></u> <u><b>Total</b></u>
Oil & Grease	1	\$45.00      \$45.00
<b>For:</b> 2301551	<b>Sample Name:</b> MO06 (0513 (4 of 8))	<b>Received:</b> 03/16/2023
<u><b>Item Description</b></u>	<u><b>Quantity</b></u>	<u><b>Unit Price</b></u> <u><b>Total</b></u>
Oil & Grease	1	\$45.00      \$45.00
<b>For:</b> 2301552	<b>Sample Name:</b> MO06 (0513 (5 of 8))	<b>Received:</b> 03/16/2023
<u><b>Item Description</b></u>	<u><b>Quantity</b></u>	<u><b>Unit Price</b></u> <u><b>Total</b></u>
Oil & Grease	1	\$45.00      \$45.00
<b>For:</b> 2301553	<b>Sample Name:</b> MO06 (0513 (6 of 8))	<b>Received:</b> 03/16/2023
<u><b>Item Description</b></u>	<u><b>Quantity</b></u>	<u><b>Unit Price</b></u> <u><b>Total</b></u>
Oil & Grease	1	\$45.00      \$45.00
<b>For:</b> 2301554	<b>Sample Name:</b> MO06 (0513 (7 of 8))	<b>Received:</b> 03/16/2023
<u><b>Item Description</b></u>	<u><b>Quantity</b></u>	<u><b>Unit Price</b></u> <u><b>Total</b></u>
Oil & Grease	1	\$45.00      \$45.00
<b>For:</b> 2301555	<b>Sample Name:</b> MO06 (0513 (8 of 8))	<b>Received:</b> 03/16/2023
<u><b>Item Description</b></u>	<u><b>Quantity</b></u>	<u><b>Unit Price</b></u> <u><b>Total</b></u>
Oil & Grease	1	\$45.00      \$45.00
		<b>Sub Total</b> \$1,610.00
		<b>Sales Tax</b> \$0.00
		<b>Total:</b> \$1,610.00

We appreciate the opportunity to serve you. At your convenience please remit the amount indicated to our Accounts Receivable Department. If you have any questions regarding these charges please contact your Project Manager.

Please include the invoice number with your payment

Central Valley Water Reclamation Facility  
800 West Central Valley Road  
South Salt Lake, UT 84119  
Utah Lab ID UT00018

**Table 3****Mar-2022 thru Feb-2023****Summary Of Loadings To The Central Valley Plant  
Based On Data From Previous 12 Months**

ENTITY	FLOW MGD	BOD Mg/l	BOD # Per Day	TSS Mg/l	TSS # Per Day
COTTONWOOD	6.35	265.05	14,035.21	251.81	13,334.51
MOUNT OLYMPUS	12.80	223.72	23,887.32	178.20	19,026.92
GRANGER-HUNTER	12.57	257.04	26,942.36	182.93	19,174.69
KEARNS	3.35	468.08	13,074.22	372.44	10,402.73
MURRAY	3.33	270.11	7,512.49	203.49	5,659.62
SOUTH SALT LAKE	2.23	313.45	5,825.47	172.52	3,206.23
TAYLORSVILLE-BENNION	4.41	315.69	11,606.46	250.80	9,220.78
TOTALS	45.04	273.89	102,883.53	213.04	80,025.47

**Table 5****Mar-2022 thru Feb-2023****Entities Share Of O&M Cost**

ENTITY	Percent Based On Flow	Percent Based On BOD	Percent Based On TSS	Percent Of Total O&M Cost's
COTTONWOOD	3.3129%	4.5715%	7.1630%	15.0475%
MOUNT OLYMPUS	6.6800%	7.7805%	10.2208%	24.6813%
GRANGER-HUNTER	6.5577%	8.7756%	10.3002%	25.6336%
KEARNS	1.7475%	4.2585%	5.5881%	11.5941%
MURRAY	1.7400%	2.4470%	3.0402%	7.2272%
SOUTH SALT LAKE	1.1627%	1.8975%	1.7223%	4.7825%
TAYLORSVILLE-BENNION	2.3002%	3.7804%	4.9532%	11.0338%
TOTALS	23.5011%	33.5111%	42.9879%	100.0000%

**Central Valley Water Reclamation Facility**  
**Balance Sheet (unaudited)**  
**March 31, 2023**

<b>Current Assets</b>	<b>2023</b>	<b>2022</b>
Cash & Equivalents	\$ 12,956,797	\$ 4,610,767
Accounts Receivable, Net		
Member Entity Receivables	5,502,472	4,958,251
Other Receivables	21,123	20,055
Inventory	485,840	378,852
Prepaid Expenses	27,062	71,719
Total Current Assets	<u>18,993,294</u>	<u>10,039,644</u>
<b>Noncurrent Assets</b>		
Restricted Cash		
2020 State Loan	-	4,214,976
2021A Bank of Utah	18,361,739	23,475,822
2021B Bond Construction Funds	5,655,971	25,077,417
2021C Bond Construction Funds	87,219,744	116,208,787
Debt Service Reserves	16,320,557	16,800,851
Bond Payment	4,235,407	1,707,720
Bond - Due from Member	1,057,500	1,505,000
Capital assets		
Land	10,147,897	10,147,897
Construction in Progress	194,413,564	140,908,335
Facility	173,574,335	163,172,583
Facility Equipment	95,252,979	70,703,843
Interceptor Lines	30,945,615	30,945,615
Vehicle & Equipment	11,602,557	10,928,439
Golf Course	5,601,756	5,601,756
Accumulated Depreciation	(171,088,527)	(162,067,766)
Total Non-Current Assets	<u>483,301,094</u>	<u>459,331,275</u>
Total Assets	<u>\$ 502,294,388</u>	<u>\$ 469,370,919</u>
<b>Current Liabilities</b>		
Accounts Payable	8,679,551	6,459,581
Retainage	7,927,685	5,115,497
Accrued Liabilities	665,626	511,198
Compensated Absences	1,313,682	1,382,409
Interest Payable	3,562,169	3,536,390
Bonds Payable	10,713,000	10,379,000
Total Current Liabilities	<u>32,861,713</u>	<u>27,384,075</u>
<b>Noncurrent Liabilities</b>		
Bonds Payable	277,818,000	263,616,000
Bond Premiums	37,375,177	39,180,402
Employee Insurance Premiums	-	3,752
Total Non-Current Liabilities	<u>315,193,177</u>	<u>302,800,154</u>
Total Liabilities	<u>348,054,890</u>	<u>330,184,229</u>
<b>Member Equity</b>		
Cottonwood Improvement District	25,320,490	23,701,090
Mt Olympus Improvement District	36,888,540	33,231,835
Granger-Hunter Improvement District	37,811,520	33,413,507
Kearns Improvement District	16,582,921	14,994,852
Murray City	12,460,266	11,612,975
South Salt Lake City	8,029,949	7,588,262
Taylorsville-Bennion Improvement District	16,736,752	15,204,473
Retained Earnings	409,060	(560,304)
Total Member Entity's Equity	<u>154,239,498</u>	<u>139,186,690</u>
Total Liabilities and Member Entity's Equity	<u>\$ 502,294,388</u>	<u>\$ 469,370,919</u>



**Central Valley Water Reclamation Facility**  
**Income Statement (unaudited)**  
**March 31, 2023**

	<b>Current Period</b>	<b>2023</b>	<b>2022</b>
<b>Revenue</b>			
Cottonwood Improvement District	\$ 740,200	\$ 1,960,128	\$ 1,820,110
Mt Olympus Improvement District	1,036,306	2,670,383	2,348,374
Granger-Hunter Improvement District	1,246,484	3,275,319	2,989,504
Kearns Improvement District	562,537	1,484,439	1,273,550
Murray City	367,641	972,636	940,545
South Salt Lake City	187,058	491,918	1,224,725
Taylorsville-Bennion Improvement District	454,812	1,185,165	1,032,484
Septage	31,999	69,656	69,696
Compost	9,846	10,249	38,108
Wood Chips	-	-	7,898
Rent	3,077	918	1,127
Sale of Capital Assets	-	-	-
Other Income	9,630	74,270	51,332
Total Member Entity Revenue	4,649,590	12,195,081	11,797,453
<b>Operating Expenses:</b>			
Operations	1,640,264	4,344,222	3,779,816
Administration	425,810	1,115,782	1,088,750
Laboratory	123,889	295,858	281,660
Board	2,684	8,713	8,334
Pretreatment	99,598	251,391	255,730
Engineering & Safety	128,300	527,984	438,929
Depreciation	760,262	2,280,787	2,008,175
Total Operating Expenses	3,180,807	8,824,737	7,861,394
Operating Income (Loss)	1,468,783	3,370,344	3,936,059
<b>Other Income/(Expense):</b>			
Interest Income	15,092	36,725	1,365
Restricted Interest Income	530,112	1,618,063	204,019
Fiscal Charges	(4,610,877)	(4,616,072)	(4,701,747)
Total Other Income/(Expense)	(4,065,673)	(2,961,284)	(4,496,363)
Net Income (Loss)	\$ (2,596,890)	\$ 409,060	\$ (560,304)

**Central Valley Water Reclamation  
Operations  
March 31, 2023**

	<b>Actual</b>	<b>Annual Budget</b>	<b>Variance</b>	<b>% Used</b>	<b>Target %</b>
Wages	\$ 1,337,574	\$ 5,424,126	\$ 4,086,552	25%	27%
Benefits	858,700	3,120,731	2,262,031	28%	27%
Insurance	615,501	711,000	95,499	87%	25%
Utilities					
Power	220,025	810,000	589,975	27%	25%
Water	14,290	22,000	7,710	65%	25%
Natural Gas	439,603	875,000	435,397	50%	17%
Telephone	6,073	23,280	17,207	26%	25%
Supplies	23,717	127,965	104,248	19%	25%
Fuel	30,157	258,000	227,843	12%	25%
Chemicals					
Polymer	53,282	301,600	248,318	18%	25%
Hypo Chlorite	21,195	304,000	282,805	7%	25%
Ferric Sulfate	96,501	310,035	213,534	31%	25%
Supplemental Chemicals	0	80,000	80,000	0%	25%
Maintenance					
Operations	9,033	245,214	236,181	4%	25%
Mechanics	140,864	1,036,340	895,476	14%	25%
Electrical	160,066	648,000	487,934	25%	25%
Grounds	8,421	51,560	43,139	16%	25%
Compost	56,397	244,265	187,868	23%	25%
Energy Management	94,631	483,450	388,819	20%	25%
Uniforms	12,911	67,853	54,942	19%	25%
Tipping Fees	43,521	361,000	317,479	12%	25%
Samples	0	6,100	6,100	0%	25%
Travel & Training	15,390	160,732	145,342	10%	25%
Contract Service	83,089	692,210	609,121	12%	25%
Memberships	3,281	12,005	8,724	27%	25%
<b>Total Expenses</b>	<b>\$ 4,344,222</b>	<b>\$ 16,376,466</b>	<b>\$ 12,032,244</b>	<b>27%</b>	

**Central Valley Water Reclamation  
Administration  
March 31, 2023**

	<b>Actual</b>	<b>Annual Budget</b>	<b>Variance</b>	<b>% Used</b>	<b>Target %</b>
Wages	\$ 615,559	\$ 2,451,779	\$ 1,836,220	25%	27%
Benefits	312,490	1,158,754	846,264	27%	27%
Insurance	12,998	13,000	2	100%	25%
Telephone	2,749	21,810	19,061	13%	25%
Supplies	1,380	8,700	7,320	16%	25%
Postage	1,000	4,000	3,000	25%	25%
Travel & Training	12,746	95,650	82,904	13%	25%
Memberships	319	4,150	3,831	8%	25%
Public Notice	120	2,000	1,880	6%	25%
Maintenance	79,230	707,500	628,270	11%	25%
Uniforms	119	3,495	3,376	3%	25%
Professional Fees	64,384	242,260	177,876	27%	25%
Legislative Issues	11,250	45,000	33,750	25%	25%
Misc/Employee Awards	1,438	46,125	44,687	3%	25%
Total Expenses	<u>\$ 1,115,782</u>	<u>\$ 4,804,223</u>	<u>\$ 3,688,441</u>	<u>23%</u>	
Contingency	0	400,000	400,000	0%	25%

**Central Valley Water Reclamation  
Lab  
March 31, 2023**

	<b>Actual</b>	<b>Annual Budget</b>	<b>Variance</b>	<b>% Used</b>	<b>Target %</b>
Wages	\$ 117,427	\$ 470,418	\$ 352,991	25%	27%
Benefits	72,241	257,001	184,760	28%	27%
Insurance	2,949	3,000	51	98%	25%
Telephone	376	1,740	1,364	22%	25%
Supplies	19,075	75,000	55,925	25%	25%
Postage	118	1,000	882	12%	25%
Chemicals	14,548	60,000	45,452	24%	25%
Uniform	885	4,325	3,440	20%	25%
Lab Service	56,578	200,000	143,422	28%	25%
Travel & Training	1,935	13,450	11,515	14%	25%
Memberships	170	600	430	28%	25%
Maintenance	9,556	90,000	80,444	11%	25%
Total Expenses	<u>\$ 295,858</u>	<u>\$ 1,176,534</u>	<u>\$ 880,676</u>	<u>25%</u>	



**Central Valley Water Reclamation  
Board  
March 31, 2023**

	<b>Actual</b>	<b>Annual Budget</b>	<b>Variance</b>	<b>% Used</b>	<b>Target %</b>
Wages	\$ 8,452	\$ 43,389	\$ 34,937	19%	27%
Insurance	0	0	0	0%	27%
Travel & Training	0	7,500	7,500	0%	25%
Miscellaneous	261	13,500	13,239	2%	25%
Total Expenses	<u>\$ 8,713</u>	<u>\$ 64,389</u>	<u>\$ 55,676</u>	<u>14%</u>	

**Central Valley Water Reclamation  
Pretreatment  
March 31, 2023**

	<b>Actual</b>	<b>Annual Budget</b>	<b>Variance</b>	<b>% Used</b>	<b>Target %</b>
Wages	\$ 155,873	\$ 601,158	\$ 445,285	26%	27%
Benefits	90,159	321,857	231,698	28%	27%
Insurance	979	1,000	21	98%	25%
Telephone	2,413	7,800	5,387	31%	25%
Office Supplies	29	4,000	3,971	1%	25%
Uniforms	0	2,045	2,045	0%	25%
Travel & Training	310	17,110	16,800	2%	25%
Memberships	255	595	340	43%	25%
Maintenance	1,346	15,175	13,829	9%	25%
Professional Fees	27	3,000	2,973	1%	25%
Total Expenses	<u>\$ 251,391</u>	<u>\$ 973,740</u>	<u>\$ 722,349</u>	<u>26%</u>	

**Central Valley Water Reclamation  
Engineering & Safety  
March 31, 2023**

	<b>Actual</b>	<b>Annual Budget</b>	<b>Variance</b>	<b>% Used</b>	<b>Target %</b>
Wages	\$ 160,485	\$ 666,446	\$ 505,961	24%	27%
Benefits	78,934	320,677	241,743	25%	27%
Insurance	45,089	50,000	4,911	90%	25%
Telephone	675	4,500	3,825	15%	25%
Office Supplies	45	2,300	2,255	2%	25%
Uniforms	0	1,400	1,400	0%	25%
Travel & Training	5,512	36,360	30,848	15%	25%
Memberships	474	3,725	3,251	13%	25%
Maintenance	31,934	318,165	286,231	10%	25%
Professional Fees	203,598	733,200	529,602	28%	25%
Physicals & Testing	1,238	6,000	4,762	21%	25%
Total Expenses	<u>\$ 527,984</u>	<u>\$ 2,142,773</u>	<u>\$ 1,614,789</u>	<u>25%</u>	

Reporting Period

March 31, 2023

## Public Bond/Cash Capital Budget Progress Report

Project Description	Current Period	YTD Actual	Budget	Remaining Budget	% Used
BNR Basins Public Bonds/Cash	2,932,534	7,819,767	31,709,226	23,889,459	25%
Dewatering Facility Upgrades	186,044	614,089	9,780,000	9,165,911	6%
Blower Building	645,166	2,458,620	21,844,263	19,385,643	11%
Sidestream Phosphorus	68,099	418,131	1,600,000	1,181,869	26%
Thickening Building	1,633,845	4,145,294	32,385,149	28,239,855	13%
Sidestream Nitrogen	708,976	1,970,646	13,000,000	11,029,354	15%
Construction Contingency	-	-	500,000	500,000	0%
<b>Total</b>	<b>6,174,664</b>	<b>17,426,547</b>	<b>110,818,638</b>	<b>93,392,091</b>	<b>16%</b>

## Pay-As-You-Go CIP

Project Description	Current Period	YTD Actual	Budget	Remaining Budget	% Used
Maintenance	477,299	555,075	2,581,500	2,026,425	22%
Compost/Bio-solids	-	120,000	120,000	-	100%
Energy Management	-	-	-	-	0%
Engineering	36,876	84,367	3,818,678	3,734,311	2%
Lab	-	-	20,000	20,000	0%
Administration (IT)	10,393	60,962	546,800	485,838	11%
<b>Total</b>	<b>524,568</b>	<b>820,404</b>	<b>7,086,978</b>	<b>6,266,574</b>	<b>12%</b>

Total Capital Spent YTD 18,246,951

Bond Trust Payments	Current Period	YTD Actual
2017A Bonds (CW, GH, MC, SSL)	185,283	540,228
2017B Bonds (K)	41,073	119,453
2019A Bonds (CW, GH, K, MC)	228,050	666,675
2020A State Loan DS (CW, MO, GH, K, MC, TB)	250,034	750,102
2021A Bank of Utah (CW, MO, GH, K, MC, SSL, TB)	125,859	343,326
2021B Bonds (CW, MO, GH, K, MC, SSL, TB)	136,308	369,019
2021C Bonds (CW, MO, GH, K, MC, TB)	683,317	1,886,833
	<b>1,649,924</b>	<b>4,675,636</b>



# Central Valley Water Reclamation Facility, U

## Check Report

By Check Number

Date Range: 03/01/2023 - 03/31/2023

Vendor Number	Vendor Name	Payment Date	Payment Type	Discount Amount	Payment Amount	Number
Bank Code: AP Bank-AP Bank						
0024	AIRGAS USA, LLC	03/01/2023	EFT	0.00	44.40	2367
0827	GRAINGER	03/01/2023	EFT	0.00	2,125.17	2368
0363	ISCO INDUSTRIES, LLC	03/01/2023	EFT	0.00	105.74	2369
0541	LINDE GAS & EQUIPMENT INC.	03/01/2023	EFT	0.00	811.28	2370
0529	PIPE VALVE AND FITTING CO.	03/01/2023	EFT	0.00	1,342.40	2371
0556	PURCELL TIRE AND SERVICE CENTER	03/01/2023	EFT	0.00	679.05	2372
0663	SALT LAKE WINDUSTRIAL CO.	03/01/2023	EFT	0.00	389.36	2373
0688	SIEMENS INDUSTRY, INC	03/01/2023	EFT	0.00	4,675.00	2374
VEN01434	SKYE TECHNICAL SOLUTIONS, LLC	03/01/2023	EFT	0.00	14,023.30	2375
0695	SKYLINE ELECTRIC COMPANY	03/01/2023	EFT	0.00	13,543.40	2376
0808	UTILITY MANAGEMENT SYSTEM	03/01/2023	EFT	0.00	5,744.01	2377
VEN0879	ZACKERY VANWORMER	03/01/2023	EFT	0.00	1,353.45	2378
0556	PURCELL TIRE AND SERVICE CENTER	03/01/2023	EFT	0.00	4,568.87	2379
0086	BLOMQUIST HALE CONSULTING, INC.	03/08/2023	EFT	0.00	475.93	2380
0090	BOB RENWICK	03/08/2023	EFT	0.00	8,262.36	2381
0104	BROWN AND CALDWELL	03/08/2023	EFT	0.00	163,939.50	2382
0123	CDW GOVERNMENT INC.	03/08/2023	EFT	0.00	12,377.98	2383
0827	GRAINGER	03/08/2023	EFT	0.00	1,370.05	2384
VEN01233	INNIO JENBACHER NORTH AMERICA LLC	03/08/2023	EFT	0.00	5,420.06	2385
0600	R & S GUNN, INC.	03/08/2023	EFT	0.00	47,668.88	2386
0689	SIGMA-ALDRICH RTC	03/08/2023	EFT	0.00	209.16	2387
0695	SKYLINE ELECTRIC COMPANY	03/08/2023	EFT	0.00	711.50	2388
0784	US BANK	03/08/2023	EFT	0.00	34,662.72	2389
	UTILITY MANAGEMENT SYSTEM	03/08/2023	EFT	0.00	2,743.21	2390
	AIRGAS USA, LLC	03/15/2023	EFT	0.00	89.00	2391
0095	BP ENERGY COMPANY	03/15/2023	EFT	0.00	329,444.77	2392
0104	BROWN AND CALDWELL	03/15/2023	EFT	0.00	435,786.52	2393
VEN01149	COP CONSTRUCTION	03/15/2023	EFT	0.00	842,760.54	2394
VEN01467	DAVIS, KELSON	03/15/2023	EFT	0.00	15.00	2395
0827	GRAINGER	03/15/2023	EFT	0.00	939.87	2396
VEN01233	INNIO JENBACHER NORTH AMERICA LLC	03/15/2023	EFT	0.00	6,106.69	2397
0541	LINDE GAS & EQUIPMENT INC.	03/15/2023	EFT	0.00	894.63	2398
VEN01443	MODERN AGE EMPLOYMENT LAW LLC	03/15/2023	EFT	0.00	3,000.00	2399
0556	PURCELL TIRE AND SERVICE CENTER	03/15/2023	EFT	0.00	130.54	2400
VEN01427	ADAMS, BRADY	03/22/2023	EFT	0.00	100.00	2401
0026	ALDER CONSTRUCTION	03/22/2023	EFT	0.00	579,382.48	2402
VEN01410	ARCHER WESTERN CONSTRUCTIONS	03/22/2023	EFT	0.00	1,176,789.70	2403
VEN01387	DARWIN TERRY	03/22/2023	EFT	0.00	100.00	2404
0188	DEBRA K. ARMSTRONG	03/22/2023	EFT	0.00	434.00	2405
VEN01141	DONALD RUSSELL	03/22/2023	EFT	0.00	375.00	2406
VEN01414	EUROFINS ENVIRONMENT TESTING AMERICA HOI	03/22/2023	EFT	0.00	3,027.50	2407
0286	GILES DEMKE	03/22/2023	EFT	0.00	375.00	2408
0827	GRAINGER	03/22/2023	EFT	0.00	4,325.08	2409
VEN01233	INNIO JENBACHER NORTH AMERICA LLC	03/22/2023	EFT	0.00	10,815.00	2410
0375	JEFF MONSON	03/22/2023	EFT	0.00	375.00	2411
0541	LINDE GAS & EQUIPMENT INC.	03/22/2023	EFT	0.00	1,195.61	2412
0468	MOUNTAIN VALLEY MECHANICAL INC	03/22/2023	EFT	0.00	226.79	2413
0476	MURRAY CITY CORPORATION	03/22/2023	EFT	0.00	375.00	2414
0529	PIPE VALVE AND FITTING CO.	03/22/2023	EFT	0.00	3,110.41	2415
	**Void**	03/22/2023	EFT	0.00	0.00	2416
0663	SALT LAKE WINDUSTRIAL CO.	03/22/2023	EFT	0.00	2,506.70	2417
VEN01227	SHARLA A. BYNUM	03/22/2023	EFT	0.00	375.00	2418
VEN01170	W.E.T. INC.	03/22/2023	EFT	0.00	5,800.00	2419
01393	WESLEY FISHER	03/22/2023	EFT	0.00	375.00	2420

## Check Report

Date Range: 03/01/2023 - 03/31/2023

Vendor Number	Vendor Name	Payment Date	Payment Type	Discount Amount	Payment Amount	Number
0882	ZIONS FIRST NATIONAL BANK	03/22/2023	EFT	0.00	1,649,924.78	2421
0022	AIR COMM	03/29/2023	EFT	0.00	3,184.00	2422
0026	ALDER CONSTRUCTION	03/29/2023	EFT	0.00	578,779.17	2423
0827	GRAINGER	03/29/2023	EFT	0.00	109.28	2424
VEN01233	INNIO JENBACHER NORTH AMERICA LLC	03/29/2023	EFT	0.00	77.50	2425
0541	LINDE GAS & EQUIPMENT INC.	03/29/2023	EFT	0.00	776.69	2426
0468	MOUNTAIN VALLEY MECHANICAL INC	03/29/2023	EFT	0.00	786.21	2427
0529	PIPE VALVE AND FITTING CO.	03/29/2023	EFT	0.00	689.22	2428
0556	PURCELL TIRE AND SERVICE CENTER	03/29/2023	EFT	0.00	23.54	2429
VEN01434	SKYE TECHNICAL SOLUTIONS, LLC	03/29/2023	EFT	0.00	4,229.16	2430
0534	PLATT ELECTRIC SUPPLY	03/07/2023	Regular	0.00	-29.97	101064
VEN01266	ALL PRO SECURITY	03/01/2023	Regular	0.00	2,520.00	101154
0035	ALSCO	03/01/2023	Regular	0.00	92.68	101155
VEN01279	APCO INC.	03/01/2023	Regular	0.00	35,280.00	101156
0069	AVTEC	03/01/2023	Regular	0.00	2,700.00	101157
0127	CERTIFIED SHRED INC.	03/01/2023	Regular	0.00	82.00	101158
VEN01132	CHEMTECH-FORD, INC.	03/01/2023	Regular	0.00	6,212.00	101159
0146	CODALE ELECTRIC SUPPLY, INC.	03/01/2023	Regular	0.00	4,382.38	101160
0262	FISHER SCIENTIFIC	03/01/2023	Regular	0.00	844.89	101161
0284	GERBER CONSTRUCTION COMPANY	03/01/2023	Regular	0.00	1,376,588.00	101162
VEN01365	GK TECHSTAR, LLC	03/01/2023	Regular	0.00	462.57	101163
0288	GLENS KEYS LOCKS AND SAFES	03/01/2023	Regular	0.00	1,491.47	101164
0305	H & E EQUIPMENT SERVICES LLC	03/01/2023	Regular	0.00	189.70	101165
0308	HACH COMPANY	03/01/2023	Regular	0.00	261.28	101166
0331	HYDRAPAK SEALS, INC	03/01/2023	Regular	0.00	19.48	101167
0425	LES OLSON COMPANY	03/01/2023	Regular	0.00	66.92	101168
0499	OFFICE DEPOT	03/01/2023	Regular	0.00	556.86	101169
0501	OFFICE OF RECOVERY SERVICES	03/01/2023	Regular	0.00	705.27	101170
0510	PARSONS BEHLE & LATIMER	03/01/2023	Regular	0.00	6,380.50	101171
VEN01161	PIPE REHAB SPECIALISTS	03/01/2023	Regular	0.00	5,000.00	101172
0645	ROYAL WHOLESALE ELECTRIC	03/01/2023	Regular	0.00	15,054.08	101173
0652	S L VALLEY SOLID WASTE FACILIT	03/01/2023	Regular	0.00	2,682.56	101174
0673	SEMI SERVICE INC.	03/01/2023	Regular	0.00	1,741.30	101175
0716	STATE FIRE SALES AND SERVICE	03/01/2023	Regular	0.00	620.50	101176
0770	UINTAH FASTENERS & SUPPLY	03/01/2023	Regular	0.00	282.10	101177
0787	USA BLUE BOOK	03/01/2023	Regular	0.00	326.04	101178
VEN01399	UTAH ASSOCIATED MUNICIPAL POWER SYSTEM	03/01/2023	Regular	0.00	139.95	101179
0821	VIRTUAL POLYMER COMPOUNDS	03/01/2023	Regular	0.00	2,975.00	101180
0838	WASATCH STEEL	03/01/2023	Regular	0.00	589.20	101181
0841	WATER ENVIRONMENT FEDERATION	03/01/2023	Regular	0.00	255.00	101182
0305	H & E EQUIPMENT SERVICES LLC	03/01/2023	Regular	0.00	1,061.45	101183
VEN01368	MGX EQUIPMENT SERVICES, LLC	03/01/2023	Regular	0.00	951.84	101184
0035	ALSCO	03/08/2023	Regular	0.00	95.35	101185
0042	AMERICAN FENCE COMPANY	03/08/2023	Regular	0.00	5,675.00	101186
VEN01279	APCO INC.	03/08/2023	Regular	0.00	33,788.22	101187
0089	BLUELINE HEALTH SERVICES	03/08/2023	Regular	0.00	320.00	101188
VEN01386	CAPSTONE STRATEGIES, LLC	03/08/2023	Regular	0.00	3,750.00	101189
VEN01132	CHEMTECH-FORD, INC.	03/08/2023	Regular	0.00	740.00	101190
0136	CINTAS	03/08/2023	Regular	0.00	1,824.10	101191
0138	CITY OF SOUTH SALT LAKE	03/08/2023	Regular	0.00	3,276.86	101192
VEN01207	CNS HOME HEALTH PLUS	03/08/2023	Regular	0.00	70.00	101193
0164	CPI INTERNATIONAL	03/08/2023	Regular	0.00	980.61	101194
0194	DENTAL SELECT	03/08/2023	Regular	0.00	9,093.70	101195
0244	ERIKS NORTH AMERICA, INC	03/08/2023	Regular	0.00	3,909.40	101196
0256	FEDEX FREIGHT	03/08/2023	Regular	0.00	50.16	101197
0282	GENUINE PARTS CO.	03/08/2023	Regular	0.00	396.73	101198
VEN01365	GK TECHSTAR, LLC	03/08/2023	Regular	0.00	2,098.33	101199
0308	HACH COMPANY	03/08/2023	Regular	0.00	479.32	101200
0357	INTERMOUNTAIN WORKMED SLC	03/08/2023	Regular	0.00	438.00	101201
0506	OPTICARE OF UTAH	03/08/2023	Regular	0.00	887.39	101202
0534	PLATT ELECTRIC SUPPLY	03/08/2023	Regular	0.00	94.39	101203



## Check Report

Date Range: 03/01/2023 - 03/31/2023

Vendor Number	Vendor Name	Payment Date	Payment Type	Discount Amount	Payment Amount	Number
	POLYDYNE, INC.	03/08/2023	Regular	0.00	26,640.90	101204
	PUBLIC EMPLOYEES HEALTH PROGRAM	03/08/2023	Regular	0.00	155,127.98	101205
0628	ROCKY MOUNTAIN POWER	03/08/2023	Regular	0.00	102.74	101206
0633	ROCKY MOUNTAIN WIRE ROPE & RIG	03/08/2023	Regular	0.00	630.27	101207
0652	S L VALLEY SOLID WASTE FACILIT	03/08/2023	Regular	0.00	2,568.97	101208
VEN01466	SENTRY EQUIPMENT CORP.	03/08/2023	Regular	0.00	1,807.72	101209
VEN01327	STAPLES	03/08/2023	Regular	0.00	37.62	101210
VEN01264	SYRINGA NETWORKS	03/08/2023	Regular	0.00	1,149.00	101211
0742	THATCHER CHEMICAL COMPANY	03/08/2023	Regular	0.00	10,795.55	101212
0787	USA BLUE BOOK	03/08/2023	Regular	0.00	387.59	101213
0817	VERIZON WIRELESS	03/08/2023	Regular	0.00	431.10	101214
0855	WESCO DISTRIBUTION, INC.	03/08/2023	Regular	0.00	1,888.04	101215
0860	WESTERN INDUSTRIAL PRODUCTS	03/08/2023	Regular	0.00	80.55	101216
VEN01239	WESTERN TECHNOLOGIES INC.	03/08/2023	Regular	0.00	14,042.50	101217
0016	ACE DISPOSAL INC	03/15/2023	Regular	0.00	1,245.14	101218
0021	AFFILIATED METALS	03/15/2023	Regular	0.00	321.71	101219
VEN01224	ALPHA COMMUNICATION SITES, INC	03/15/2023	Regular	0.00	115.00	101220
0355	AMERICAN MAINTENANCE	03/15/2023	Regular	0.00	3,852.24	101221
0057	AQS, INC.	03/15/2023	Regular	0.00	5,500.00	101222
0886	ARIZONA MACHINERY LLC	03/15/2023	Regular	0.00	183.00	101223
0886	ARIZONA MACHINERY LLC	03/15/2023	Regular	0.00	417.00	101224
0065	ATSCO SALES & SERVICE	03/15/2023	Regular	0.00	1,400.00	101225
0118	CARRIER CORPORATION	03/15/2023	Regular	0.00	4,411.47	101226
0239	ENVIRONMENTAL EXPRESS	03/15/2023	Regular	0.00	3,515.21	101227
0262	FISHER SCIENTIFIC	03/15/2023	Regular	0.00	129.72	101228
0505	OLYMPUS SAFETY & SUPPLY	03/15/2023	Regular	0.00	3,764.00	101229
0510	PARSONS BEHLE & LATIMER	03/15/2023	Regular	0.00	875.00	101230
0624	RICOH USA, INC	03/15/2023	Regular	0.00	354.97	101231
0645	ROYAL WHOLESALE ELECTRIC	03/15/2023	Regular	0.00	3,868.96	101232
0673	SEMI SERVICE INC.	03/15/2023	Regular	0.00	414.04	101233
	THE ARBINGER INSTITUTE, LLC	03/15/2023	Regular	0.00	3,900.00	101234
	UAS, LLC	03/15/2023	Regular	0.00	58.40	101235
0787	USA BLUE BOOK	03/15/2023	Regular	0.00	521.20	101236
0841	WATER ENVIRONMENT FEDERATION	03/15/2023	Regular	0.00	85.00	101237
0855	WESCO DISTRIBUTION, INC.	03/15/2023	Regular	0.00	103.26	101238
VEN01239	WESTERN TECHNOLOGIES INC.	03/15/2023	Regular	0.00	616.00	101239
0875	WORKERS COMPENSATION FUND	03/15/2023	Regular	0.00	10,363.91	101240
VEN01266	ALL PRO SECURITY	03/22/2023	Regular	0.00	2,677.50	101241
VEN01279	APCO INC.	03/22/2023	Regular	0.00	25,560.00	101242
VEN01383	AT&T MOBILITY	03/22/2023	Regular	0.00	420.64	101243
0109	ATLAS COPCO USA HOLDINGS INC.	03/22/2023	Regular	0.00	80.50	101244
0069	AVTEC	03/22/2023	Regular	0.00	595.05	101245
0111	CACHE VALLEY ELECTRIC TECHNOLOGIES GROUP	03/22/2023	Regular	0.00	18,897.85	101246
0124	CENTURYLINK	03/22/2023	Regular	0.00	1,040.34	101247
VEN01132	CHEMTECH-FORD, INC.	03/22/2023	Regular	0.00	7,169.00	101248
0136	CINTAS	03/22/2023	Regular	0.00	1,846.44	101249
0146	CODALE ELECTRIC SUPPLY, INC.	03/22/2023	Regular	0.00	394.80	101250
0155	COMPRESSOR PUMP	03/22/2023	Regular	0.00	3,656.42	101251
0159	CONTROL EQUIPMENT COMPANY	03/22/2023	Regular	0.00	3,447.00	101252
0170	CRUS OIL INC.	03/22/2023	Regular	0.00	1,351.99	101253
0209	DOMINION ENERGY	03/22/2023	Regular	0.00	7,039.16	101254
0214	DYKMAN ELECTRICAL, INC.	03/22/2023	Regular	0.00	2,151.00	101255
0262	FISHER SCIENTIFIC	03/22/2023	Regular	0.00	1,833.03	101256
0282	GENUINE PARTS CO.	03/22/2023	Regular	0.00	38.99	101257
0319	GOHIGH, LLC	03/22/2023	Regular	0.00	75.00	101258
0308	HACH COMPANY	03/22/2023	Regular	0.00	344.08	101259
0324	HONNEN EQUIPMENT	03/22/2023	Regular	0.00	579.85	101260
VEN01358	HR PERFORMANCE SOLUTIONS	03/22/2023	Regular	0.00	163.80	101261
VEN01359	ICORR TECHNOLOGIES, INC	03/22/2023	Regular	0.00	16,411.24	101262
0235	IDEXX DISTRIBUTION	03/22/2023	Regular	0.00	1,298.65	101263
	INDUSTRIAL CONTAINER AND SUPPLY CO. INC	03/22/2023	Regular	0.00	1,238.00	101264

## Check Report

Date Range: 03/01/2023 - 03/31/2023

Vendor Number	Vendor Name	Payment Date	Payment Type	Discount Amount	Payment Amount	Number
0350	INTERMOUNTAIN FUSE	03/22/2023	Regular	0.00	1,373.28	101265
0399	KAMAN INDUSTRIAL TECH	03/22/2023	Regular	0.00	431.60	101266
0403	Keddington & Christensen, LLC	03/22/2023	Regular	0.00	12,500.00	101267
0419	LAWSON PRODUCTS, INC.	03/22/2023	Regular	0.00	491.32	101268
VEN01274	LIFE TECHNOLOGIES CORPORATION	03/22/2023	Regular	0.00	5,800.45	101269
0477	MURRAY CITY UTILITIES	03/22/2023	Regular	0.00	90.29	101270
0501	OFFICE OF RECOVERY SERVICES	03/22/2023	Regular	0.00	705.27	101271
VEN01384	ONSITE FLEET MANAGEMENT	03/22/2023	Regular	0.00	5,251.59	101272
0534	PLATT ELECTRIC SUPPLY	03/22/2023	Regular	0.00	1,009.33	101273
0608	REBUILD-IT SERVICES GROUP LLC.	03/22/2023	Regular	0.00	532.04	101274
0628	ROCKY MOUNTAIN POWER	03/22/2023	Regular	0.00	465.38	101275
0031	RS AMERICAS, INC	03/22/2023	Regular	0.00	149.62	101276
VEN01466	SENTRY EQUIPMENT CORP.	03/22/2023	Regular	0.00	285.24	101277
0735	TECH FLOW	03/22/2023	Regular	0.00	2,052.28	101278
0742	THATCHER CHEMICAL COMPANY	03/22/2023	Regular	0.00	7,445.72	101279
0770	UINTAH FASTENERS & SUPPLY	03/22/2023	Regular	0.00	320.00	101280
0781	UNUM LIFE INSURANCE	03/22/2023	Regular	0.00	655.98	101281
0728	VEOLIA WTS SERVICES USA, INC	03/22/2023	Regular	0.00	426.65	101282
0825	VWR SCIENTIFIC	03/22/2023	Regular	0.00	2,024.48	101283
0852	WEIDMANN ELECTRICAL TECHNOLOGY	03/22/2023	Regular	0.00	301.50	101284
0855	WESCO DISTRIBUTION, INC.	03/22/2023	Regular	0.00	73.90	101285
VEN01131	WESTECH FUEL EQUIPMENT INC.	03/22/2023	Regular	0.00	910.04	101286
0859	WESTERN BASIN LAND & LIVESTOCK	03/22/2023	Regular	0.00	19,458.39	101287
0860	WESTERN INDUSTRIAL PRODUCTS	03/22/2023	Regular	0.00	336.48	101288
0866	WILKINSON FERRARI & CO.	03/22/2023	Regular	0.00	272.50	101289
0883	ZORO	03/22/2023	Regular	0.00	360.93	101290
0003	A&H SIGN	03/29/2023	Regular	0.00	197.70	101291
VEN01266	ALL PRO SECURITY	03/29/2023	Regular	0.00	2,520.00	101292
0035	ALSCO	03/29/2023	Regular	0.00	248.10	101293
VEN01279	APCO INC.	03/29/2023	Regular	0.00	4,860.00	101294
VEN01132	CHEMTECH-FORD, INC.	03/29/2023	Regular	0.00	244.00	101295
0136	CINTAS	03/29/2023	Regular	0.00	1,861.99	101296
0138	CITY OF SOUTH SALT LAKE	03/29/2023	Regular	0.00	3,715.96	101297
0170	CRUS OIL INC.	03/29/2023	Regular	0.00	83.48	101298
0262	FISHER SCIENTIFIC	03/29/2023	Regular	0.00	77.94	101299
0271	FRANCOTYP - POSTALIA, INC	03/29/2023	Regular	0.00	141.00	101300
VEN01365	GK TECHSTAR, LLC	03/29/2023	Regular	0.00	4,104.65	101301
0351	INTERMOUNTAIN GYM REPAIR	03/29/2023	Regular	0.00	234.00	101302
0399	KAMAN INDUSTRIAL TECH	03/29/2023	Regular	0.00	16.66	101303
0425	LES OLSON COMPANY	03/29/2023	Regular	0.00	70.00	101304
VEN01356	MAINTENANCE TECHNOLOGY SYSTEMS, LLC	03/29/2023	Regular	0.00	935.00	101305
0478	MUTUAL OF OMAHA	03/29/2023	Regular	0.00	16,775.75	101306
0478	MUTUAL OF OMAHA	03/29/2023	Regular	0.00	16,975.41	101307
0478	MUTUAL OF OMAHA	03/29/2023	Regular	0.00	303.74	101308
0478	MUTUAL OF OMAHA	03/29/2023	Regular	0.00	303.74	101309
0496	NUTECH SPECIALTIES, INC	03/29/2023	Regular	0.00	1,772.60	101310
0501	OFFICE OF RECOVERY SERVICES	03/29/2023	Regular	0.00	779.81	101311
VEN01384	ONSITE FLEET MANAGEMENT	03/29/2023	Regular	0.00	1,565.33	101312
0552	PUBLIC EMPLOYEES HEALTH PROGRAM	03/29/2023	Regular	0.00	154,421.46	101313
0608	REBUILD-IT SERVICES GROUP LLC.	03/29/2023	Regular	0.00	20.00	101314
0628	ROCKY MOUNTAIN POWER	03/29/2023	Regular	0.00	71,828.10	101315
0633	ROCKY MOUNTAIN WIRE ROPE & RIG	03/29/2023	Regular	0.00	455.00	101316
0723	STEVE REAGAN COMPANY	03/29/2023	Regular	0.00	1,796.96	101317
0742	THATCHER CHEMICAL COMPANY	03/29/2023	Regular	0.00	10,485.26	101318
0753	THOMAS PETROLEUM, LLC	03/29/2023	Regular	0.00	29,915.00	101319
0838	WASATCH STEEL	03/29/2023	Regular	0.00	126.00	101320
VEN01218	XYLEM DEWATERING SOLUTIONS, INC.	03/29/2023	Regular	0.00	378,371.08	101321
0258	FIDELITY INVESTMENTS	03/02/2023	Bank Draft	0.00	85,647.38	DFT0001699
0258	FIDELITY INVESTMENTS	03/02/2023	Bank Draft	0.00	4,278.95	DFT0001700
0258	FIDELITY INVESTMENTS	03/02/2023	Bank Draft	0.00	240.38	DFT0001701
0258	FIDELITY INVESTMENTS	03/02/2023	Bank Draft	0.00	9,134.52	DFT0001702

## Check Report

Date Range: 03/01/2023 - 03/31/2023

Vendor Number	Vendor Name	Payment Date	Payment Type	Discount Amount	Payment Amount	Number
	FIDELITY INVESTMENTS	03/02/2023	Bank Draft	0.00	386.52	DFT0001703
	FIDELITY INVESTMENTS	03/02/2023	Bank Draft	0.00	8,776.51	DFT0001704
0258	FIDELITY INVESTMENTS	03/02/2023	Bank Draft	0.00	654.49	DFT0001705
0315	HEALTH EQUITY CLIENT SERVICES	03/02/2023	Bank Draft	0.00	11,937.34	DFT0001706
0358	INTERNAL REVENUE SERVICE	03/02/2023	Bank Draft	0.00	167.34	DFT0001707
0358	INTERNAL REVENUE SERVICE	03/02/2023	Bank Draft	0.00	35,176.86	DFT0001708
0358	INTERNAL REVENUE SERVICE	03/02/2023	Bank Draft	0.00	9,820.32	DFT0001709
0258	FIDELITY INVESTMENTS	03/16/2023	Bank Draft	0.00	84,336.87	DFT0001710
0258	FIDELITY INVESTMENTS	03/16/2023	Bank Draft	0.00	4,200.57	DFT0001711
0258	FIDELITY INVESTMENTS	03/16/2023	Bank Draft	0.00	240.38	DFT0001712
0258	FIDELITY INVESTMENTS	03/16/2023	Bank Draft	0.00	8,999.23	DFT0001713
0258	FIDELITY INVESTMENTS	03/16/2023	Bank Draft	0.00	386.52	DFT0001714
0258	FIDELITY INVESTMENTS	03/16/2023	Bank Draft	0.00	8,793.88	DFT0001715
0258	FIDELITY INVESTMENTS	03/16/2023	Bank Draft	0.00	654.49	DFT0001716
0315	HEALTH EQUITY CLIENT SERVICES	03/16/2023	Bank Draft	0.00	11,097.34	DFT0001717
0315	HEALTH EQUITY CLIENT SERVICES	03/16/2023	Bank Draft	0.00	1,300.00	DFT0001718
0358	INTERNAL REVENUE SERVICE	03/16/2023	Bank Draft	0.00	395.72	DFT0001719
0358	INTERNAL REVENUE SERVICE	03/16/2023	Bank Draft	0.00	34,788.41	DFT0001720
0358	INTERNAL REVENUE SERVICE	03/16/2023	Bank Draft	0.00	9,745.12	DFT0001721
0258	FIDELITY INVESTMENTS	03/30/2023	Bank Draft	0.00	84,487.79	DFT0001722
0258	FIDELITY INVESTMENTS	03/30/2023	Bank Draft	0.00	4,130.57	DFT0001723
0258	FIDELITY INVESTMENTS	03/30/2023	Bank Draft	0.00	240.38	DFT0001724
0258	FIDELITY INVESTMENTS	03/30/2023	Bank Draft	0.00	9,120.85	DFT0001725
0258	FIDELITY INVESTMENTS	03/30/2023	Bank Draft	0.00	386.52	DFT0001726
0258	FIDELITY INVESTMENTS	03/30/2023	Bank Draft	0.00	8,868.89	DFT0001727
0258	FIDELITY INVESTMENTS	03/30/2023	Bank Draft	0.00	654.49	DFT0001728
0315	HEALTH EQUITY CLIENT SERVICES	03/30/2023	Bank Draft	0.00	11,097.34	DFT0001729
0358	INTERNAL REVENUE SERVICE	03/30/2023	Bank Draft	0.00	658.64	DFT0001730
0358	INTERNAL REVENUE SERVICE	03/30/2023	Bank Draft	0.00	35,137.04	DFT0001731
0358	INTERNAL REVENUE SERVICE	03/30/2023	Bank Draft	0.00	9,836.78	DFT0001732
	US BANK	03/29/2023	Bank Draft	0.00	7,155.52	DFT0001733

## Bank Code AP Bank Summary

Payment Type	Payable Count	Payment Count	Discount	Payment
Regular Checks	274	168	0.00	2,667,428.65
Manual Checks	0	0	0.00	0.00
Voided Checks	0	1	0.00	-29.97
Bank Drafts	52	35	0.00	502,933.95
EFT's	117	64	0.00	5,975,057.16
	<b>443</b>	<b>268</b>	<b>0.00</b>	<b>9,145,389.79</b>

All Bank Codes Check Summary

Payment Type	Payable Count	Payment Count	Discount	Payment
Regular Checks	274	168	0.00	2,667,428.65
Manual Checks	0	0	0.00	0.00
Voided Checks	0	1	0.00	-29.97
Bank Drafts	52	35	0.00	502,933.95
EFT's	117	64	0.00	5,975,057.16
	443	268	0.00	9,145,389.79

Fund Summary

Fund	Name	Period	Amount
10	Operational Fund	3/2023	9,145,389.79
			9,145,389.79





# Central Valley Water Reclamation Facility, U

## Detail Report Account Detail

Date Range: 03/01/2023 - 03/31/2023

Account		Name				Beginning Balance	Total Activity	Ending Balance
Fund: 10 - Operational Fund								
<a href="#">10-401-4001</a>		Operations Wages				357,428.29	271,058.54	628,486.83
Post Date	Packet Number	Source Transaction	Pmt Number	Description	Vendor	Project Account	Amount	Running Balance
03/02/2023	PYPKT00931	PYPKT00931 - Payroll 0...		PYPKT00931 - Payroll 03/02/2023 PP05 - P...			90,596.05	448,024.34
03/16/2023	PYPKT00938	PYPKT00938 - Payroll 0...		PYPKT00938 - Payroll 03/16/2023 - Pay 3/...			89,751.01	537,775.35
03/30/2023	PYPKT00945	PYPKT00945 - Payroll 0...		PYPKT00945 - Payroll 03/30/2023 - Pay 3/...			90,711.48	628,486.83
<a href="#">10-401-4002</a>		Operations Overtime				4,576.53	1,649.97	6,226.50
Post Date	Packet Number	Source Transaction	Pmt Number	Description	Vendor	Project Account	Amount	Running Balance
03/02/2023	PYPKT00931	PYPKT00931 - Payroll 0...		PYPKT00931 - Payroll 03/02/2023 PP05 - P...			635.49	5,212.02
03/16/2023	PYPKT00938	PYPKT00938 - Payroll 0...		PYPKT00938 - Payroll 03/16/2023 - Pay 3/...			850.70	6,062.72
03/30/2023	PYPKT00945	PYPKT00945 - Payroll 0...		PYPKT00945 - Payroll 03/30/2023 - Pay 3/...			163.78	6,226.50
<a href="#">10-401-4003</a>		Operations Retirement				90,501.35	68,177.26	158,678.61
Post Date	Packet Number	Source Transaction	Pmt Number	Description	Vendor	Project Account	Amount	Running Balance
03/02/2023	PYPKT00931	PYPKT00931 - Payroll 0...		PYPKT00931 - Payroll 03/02/2023 PP05 - P...			22,807.94	113,309.29
03/16/2023	PYPKT00938	PYPKT00938 - Payroll 0...		PYPKT00938 - Payroll 03/16/2023 - Pay 3/...			22,650.47	135,959.76
03/30/2023	PYPKT00945	PYPKT00945 - Payroll 0...		PYPKT00945 - Payroll 03/30/2023 - Pay 3/...			22,718.85	158,678.61
<a href="#">10-401-4004</a>		Operations Benefits				200,888.14	68,796.31	269,684.45
Post Date	Packet Number	Source Transaction	Pmt Number	Description	Vendor	Project Account	Amount	Running Balance
03/01/2023	APPKT02439	MAR23697	2380	EMPLOYEE ASSISTANCE COVERAGE - MAR...	0086 - BLOMQUIST HALE CONSULTING, INC.		147.06	201,035.20
03/02/2023	PYPKT00931	PYPKT00931 - Payroll 0...		PYPKT00931 - Payroll 03/02/2023 PP05 - P...			32,374.98	233,410.18
03/16/2023	PYPKT00938	PYPKT00938 - Payroll 0...		PYPKT00938 - Payroll 03/16/2023 - Pay 3/...			33,554.32	266,964.50
03/30/2023	PYPKT00945	PYPKT00945 - Payroll 0...		PYPKT00945 - Payroll 03/30/2023 - Pay 3/...			2,719.95	269,684.45
<a href="#">10-401-4021</a>		Operations Uniforms				2,595.27	1,310.01	3,905.28
Post Date	Packet Number	Source Transaction	Pmt Number	Description	Vendor	Project Account	Amount	Running Balance
03/01/2023	APPKT02457	4148065935	101249	UNIFORMS - OPERATION DEPT.	0136 - CINTAS		254.53	2,849.80
03/08/2023	APPKT02457	4148754403	101249	OPERATION DEPT. UNIROMS	0136 - CINTAS		268.03	3,117.83
03/15/2023	APPKT02465	4149450913	101296	UNIFORMS - OPERATION DEPT.	0136 - CINTAS		259.71	3,377.54
03/22/2023	APPKT02465	4150149849	101296	UNIFORMS - OPERATION DEPT.	0136 - CINTAS		268.03	3,645.57
03/29/2023	APPKT02471	4150896515	101330	UNIFORMS - OPERATION DEPT.	0136 - CINTAS		259.71	3,905.28
<a href="#">10-401-4022</a>		Operations Travel and Learning				3,174.08	6,195.70	9,369.78
Post Date	Packet Number	Source Transaction	Pmt Number	Description	Vendor	Project Account	Amount	Running Balance
03/22/2023	APPKT02461	03202023	2404	TEST FEE REIMBURSEMENT	VEN01387 - DARWIN TERRY		100.00	3,274.08
03/22/2023	APPKT02461	03212023	2401	GRADE III EXAM PASSING REIMBURSEME...	VEN01427 - ADAMS, BRADY		100.00	3,374.08
03/29/2023	GLPKT05034	JN05628		hotels.com operators conf.			1,516.10	4,890.18

## Detail Report

Date Range: 03/01/2023 - 03/31/2023

Account	Name					Beginning Balance	Total Activity	Ending Balance
<a href="#">10-401-4022</a>	Operations Travel and Learning - Continued					3,174.08	6,195.70	9,369.78
Post Date	Packet Number	Source Transaction	Pmt Number	Description	Vendor	Project Account	Amount	Running Balance
03/29/2023	GLPKT05034	JN05628		hotels.com anthony conf.			303.22	5,193.40
03/29/2023	GLPKT05034	JN05628		hotels.com Josh conf.			303.22	5,496.62
03/29/2023	GLPKT05034	JN05628		weau conf. fee			2,415.00	7,911.62
03/29/2023	GLPKT05034	JN05628		weau conf. fee			690.00	8,601.62
03/29/2023	GLPKT05034	JN05628		hotels.com austin conf.			384.08	8,985.70
03/29/2023	GLPKT05034	JN05628		hotels.com trey conf.			384.08	9,369.78
<a href="#">10-401-4023</a>	Operations Memberships					255.00	170.00	425.00
Post Date	Packet Number	Source Transaction	Pmt Number	Description	Vendor	Project Account	Amount	Running Balance
03/01/2023	APPKT02431	SHARON B. 2023	101182	MEMBERSHIP RENEW - SHARON BURTON ...	0841 - WATER ENVIRONMENT FEDERATION		85.00	340.00
03/08/2023	APPKT02455	ERNIE N. 2023	101237	MEMBERSHIP RENEW - ERNIE NUNEZ 2023	0841 - WATER ENVIRONMENT FEDERATION		85.00	425.00
<a href="#">10-401-4027</a>	Operations Supplies					5,209.40	3,615.52	8,824.92
Post Date	Packet Number	Source Transaction	Pmt Number	Description	Vendor	Project Account	Amount	Running Balance
03/01/2023	POPKT09699	271519	101213	Hach TNTplus 843 LR Total P Test Kit	0787 - USA BLUE BOOK		85.49	5,294.89
03/01/2023	POPKT09699	271519	101213	Microscope Slides 3inX1in	0787 - USA BLUE BOOK		31.20	5,326.09
03/01/2023	POPKT09699	271519	101213	Hach TNTplus 849 Magnesium Test Kit	0787 - USA BLUE BOOK		121.85	5,447.94
03/01/2023	POPKT09699	271519	101213	Hach TNTplus 844 HR Total P Test Kit	0787 - USA BLUE BOOK		85.55	5,533.49
03/01/2023	POPKT09699	271519	101213	Kimtech Kimwipes	0787 - USA BLUE BOOK		63.50	5,596.99
03/07/2023	POPKT09761	9631379923	2409	MR. CLEAN Floor Cleaner	0827 - GRAINGER		115.31	5,712.30
03/07/2023	POPKT09761	9632150109	2409	#1WMH6 3/4" Ball Valve	0827 - GRAINGER		190.30	5,902.60
03/07/2023	POPKT09761	9632150109	2409	#479M87 Pool Net	0827 - GRAINGER		208.90	6,111.50
03/15/2023	POPKT09761	9632311354	2409	#2LPD6 hose bands	0827 - GRAINGER		62.25	6,173.75
03/15/2023	POPKT09761	9632311354	2409	#31A984 3/4" male quick connect	0827 - GRAINGER		163.00	6,336.75
03/15/2023	POPKT09761	9632311354	2409	#21TF21 thread tape	0827 - GRAINGER		12.90	6,349.65
03/15/2023	POPKT09761	9632311354	2409	#1LTF1 1" to 3/4" reducer	0827 - GRAINGER		41.10	6,390.75
03/15/2023	POPKT09761	9632311354	2409	#479M90 Pole For Pool Net	0827 - GRAINGER		386.60	6,777.35
03/15/2023	POPKT09761	9632311354	2409	#6ANV5 1" Nozzle	0827 - GRAINGER		58.60	6,835.95
03/15/2023	POPKT09761	9632311354	2409	#31A960 3/4" female quick connect	0827 - GRAINGER		391.20	7,227.15
03/15/2023	POPKT09761	9632311354	2409	#10C352 3/4" hose barb	0827 - GRAINGER		294.60	7,521.75
03/15/2023	POPKT09792	9640228988	2435	garden hose repair	0827 - GRAINGER		26.53	7,548.28
03/22/2023	POPKT09825	9648886183	2435	Boot Brush for Power Gen Front and rear ...	0827 - GRAINGER		172.98	7,721.26
03/29/2023	POPKT09846	INV0013555	DFT0001733	Shark Vertex Pro Powered Lift-Away Cordl...	0784 - US BANK		369.99	8,091.25
03/29/2023	POPKT09846	INV0013556	DFT0001733	Extra Battery for shark vacuum	0784 - US BANK		98.88	8,190.13
03/29/2023	POPKT09846	INV0013563	DFT0001733	TEquipment Orion 8102BNUWP PH Electr...	0784 - US BANK		634.79	8,824.92
<a href="#">10-401-4300</a>	Operations Telephone					753.28	548.24	1,301.52
Post Date	Packet Number	Source Transaction	Pmt Number	Description	Vendor	Project Account	Amount	Running Balance
03/12/2023	APPKT02461	632728678	101247	ACCT#90236455; MARCH 2023	0124 - CENTURYLINK		205.04	958.32
03/29/2023	GLPKT05034	JN05628		Verizon darin morris			52.20	1,010.52
03/29/2023	GLPKT05034	JN05628		Verizon gary faulkner			62.20	1,072.72
03/29/2023	GLPKT05034	JN05628		Verizon control room			62.20	1,134.92
03/29/2023	GLPKT05034	JN05628		Verizon Josh hunsaker			52.20	1,187.12

# Detail Report

Date Range: 03/01/2023 - 03/31/2023

Account		Name				Beginning Balance	Total Activity	Ending Balance
<a href="#">10-401-4300</a>		Operations Telephone - Continued				753.28	548.24	1,301.52
Post Date	Packet Number	Source Transaction	Pmt Number	Description	Vendor	Project Account	Amount	Running Balance
03/29/2023	GLPKT05034	JN05628		Verizon Shawn Groberg			52.20	1,239.32
03/29/2023	GLPKT05034	JN05628		Verizon Sharon Burton			62.20	1,301.52
<a href="#">10-401-4600</a>		Operations Water				10,573.82	3,715.96	14,289.78
Post Date	Packet Number	Source Transaction	Pmt Number	Description	Vendor	Project Account	Amount	Running Balance
03/16/2023	APPKT02465	.5940.01 03162023	101297	ACCT#.5940.01, WATER 940K GALLONS U...	0138 - CITY OF SOUTH SALT LAKE		3,469.00	14,042.82
03/16/2023	APPKT02465	.6230.01 03162023	101297	ACCT#.6230.01, WATER - FEB. 2023	0138 - CITY OF SOUTH SALT LAKE		244.96	14,287.78
03/16/2023	APPKT02465	.6255.01 03162023	101297	ACCT#.6255.01, WATER 2K USED - FEB. 20...	0138 - CITY OF SOUTH SALT LAKE		2.00	14,289.78
<a href="#">10-401-5200</a>		Operations Hypo Chlorite				10,754.88	10,440.45	21,195.33
Post Date	Packet Number	Source Transaction	Pmt Number	Description	Vendor	Project Account	Amount	Running Balance
03/17/2023	POPKT09852	2023100109645	101359	Sodium Hypochlorite	0742 - THATCHER CHEMICAL COMPANY		10,440.45	21,195.33
<a href="#">10-401-5300</a>		Operations Ferric Sulfate				68,201.65	28,299.77	96,501.42
Post Date	Packet Number	Source Transaction	Pmt Number	Description	Vendor	Project Account	Amount	Running Balance
03/01/2023	POPKT09761	2023100108417	101279	Ferric Sulfate	0742 - THATCHER CHEMICAL COMPANY		7,445.72	75,647.37
03/03/2023	POPKT09825	2023100109033	101318	Ferric Sulfate	0742 - THATCHER CHEMICAL COMPANY		10,485.26	86,132.63
03/15/2023	POPKT09852	2023100109386	101359	Ferric Sulfate	0742 - THATCHER CHEMICAL COMPANY		10,368.79	96,501.42
<a href="#">10-401-6200</a>		Operations Tools & Small Equipment				3,592.72	1,638.94	5,231.66
Post Date	Packet Number	Source Transaction	Pmt Number	Description	Vendor	Project Account	Amount	Running Balance
03/20/2023	POPKT09825	9645583700	2435	Female to Female quick connect. Item #3...	0827 - GRAINGER		391.20	3,983.92
03/20/2023	POPKT09825	9645583700	2435	Female to male quick connect. Item #55J...	0827 - GRAINGER		193.40	4,177.32
03/29/2023	POPKT09846	INV0013561	DFT0001733	REPLACEMENT CONTROL PANEL ASSEMBL...	0784 - US BANK		1,054.34	5,231.66
<a href="#">10-401-6400</a>		Operations Maintenance				340.32	3,460.90	3,801.22
Post Date	Packet Number	Source Transaction	Pmt Number	Description	Vendor	Project Account	Amount	Running Balance
03/14/2023	APPKT02465	EA1251178	101304	MONTHLY PRINTER SERVICE - CONTROL R...	0425 - LES OLSON COMPANY		70.00	410.32
03/29/2023	GLPKT05034	JN05628		samsclub team meal			206.90	617.22
03/29/2023	POPKT09825	INV-112044	2422	Titan Radio TR400 Speaker Microphone	0022 - AIR COMM		464.00	1,081.22
03/29/2023	POPKT09825	INV-112044	2422	Titan Radio 4 Watt Digital/Analog	0022 - AIR COMM		2,720.00	3,801.22
<a href="#">10-401-6700</a>		Operations Fuel				30,204.90	-47.52	30,157.38
Post Date	Packet Number	Source Transaction	Pmt Number	Description	Vendor	Project Account	Amount	Running Balance
03/01/2023	ARPKT00702	Invoice Packet ARPKTO...		February 2023			-47.52	30,157.38
<a href="#">10-402-4001</a>		Mechanics Wages				153,428.78	117,419.44	270,848.22
Post Date	Packet Number	Source Transaction	Pmt Number	Description	Vendor	Project Account	Amount	Running Balance
03/02/2023	PYPKT00931	PYPKT00931 - Payroll O...		PYPKT00931 - Payroll 03/02/2023 PP05 - P...			39,039.70	192,468.48
03/16/2023	PYPKT00938	PYPKT00938 - Payroll O...		PYPKT00938 - Payroll 03/16/2023 - Pay 3/...			39,126.53	231,595.01
03/30/2023	PYPKT00945	PYPKT00945 - Payroll O...		PYPKT00945 - Payroll 03/30/2023 - Pay 3/...			39,253.21	270,848.22



## Detail Report

Date Range: 03/01/2023 - 03/31/2023

Account	Name					Beginning Balance	Total Activity	Ending Balance
<a href="#">10-402-4002</a>	Mechanics Overtime					756.46	852.29	1,608.75
<b>Post Date</b>	<b>Packet Number</b>	<b>Source Transaction</b>	<b>Pmt Number</b>	<b>Description</b>	<b>Vendor</b>	<b>Project Account</b>	<b>Amount</b>	<b>Running Balance</b>
03/02/2023	PYPKT00931	PYPKT00931 - Payroll O...		PYPKT00931 - Payroll 03/02/2023 PP05 - P...			133.05	889.51
03/16/2023	PYPKT00938	PYPKT00938 - Payroll O...		PYPKT00938 - Payroll 03/16/2023 - Pay 3/...			719.24	1,608.75
<a href="#">10-402-4003</a>	Mechanics Retirement					38,546.36	29,567.96	68,114.32
<b>Post Date</b>	<b>Packet Number</b>	<b>Source Transaction</b>	<b>Pmt Number</b>	<b>Description</b>	<b>Vendor</b>	<b>Project Account</b>	<b>Amount</b>	<b>Running Balance</b>
03/02/2023	PYPKT00931	PYPKT00931 - Payroll O...		PYPKT00931 - Payroll 03/02/2023 PP05 - P...			9,793.19	48,339.55
03/16/2023	PYPKT00938	PYPKT00938 - Payroll O...		PYPKT00938 - Payroll 03/16/2023 - Pay 3/...			9,961.45	58,301.00
03/30/2023	PYPKT00945	PYPKT00945 - Payroll O...		PYPKT00945 - Payroll 03/30/2023 - Pay 3/...			9,813.32	68,114.32
<a href="#">10-402-4004</a>	Mechanics Benefits					71,849.17	24,891.71	96,740.88
<b>Post Date</b>	<b>Packet Number</b>	<b>Source Transaction</b>	<b>Pmt Number</b>	<b>Description</b>	<b>Vendor</b>	<b>Project Account</b>	<b>Amount</b>	<b>Running Balance</b>
03/01/2023	APPKT02439	MAR23697	2380	EMPLOYEE ASSISTANCE COVERAGE - MAR...	0086 - BLOMQUIST HALE CONSULTING, INC.		53.78	71,902.95
03/02/2023	PYPKT00931	PYPKT00931 - Payroll O...		PYPKT00931 - Payroll 03/02/2023 PP05 - P...			11,892.57	83,795.52
03/16/2023	PYPKT00938	PYPKT00938 - Payroll O...		PYPKT00938 - Payroll 03/16/2023 - Pay 3/...			11,705.90	95,501.42
03/30/2023	PYPKT00945	PYPKT00945 - Payroll O...		PYPKT00945 - Payroll 03/30/2023 - Pay 3/...			1,239.46	96,740.88
<a href="#">10-402-4021</a>	Mechanics Uniforms					1,678.12	1,038.13	2,716.25
<b>Post Date</b>	<b>Packet Number</b>	<b>Source Transaction</b>	<b>Pmt Number</b>	<b>Description</b>	<b>Vendor</b>	<b>Project Account</b>	<b>Amount</b>	<b>Running Balance</b>
03/01/2023	APPKT02457	4148065507	101249	UNIFORMS - MECHANIC DEPT.	0136 - CINTAS		199.07	1,877.19
03/08/2023	APPKT02457	4148754105	101249	MECHANICS DEPT UNIROMS	0136 - CINTAS		220.46	2,097.65
03/15/2023	APPKT02465	4149450485	101296	UNIFORMS - MECHANICS DEPT.	0136 - CINTAS		199.07	2,296.72
03/22/2023	APPKT02465	4150149634	101296	UNIFORMS - MECHANICS DEPT.	0136 - CINTAS		220.46	2,517.18
03/29/2023	APPKT02471	4150896076	101330	UNIFORMS - MECHANIC DEPT.	0136 - CINTAS		199.07	2,716.25
<a href="#">10-402-4022</a>	Mechanics Travel and Learning					105.00	2,063.16	2,168.16
<b>Post Date</b>	<b>Packet Number</b>	<b>Source Transaction</b>	<b>Pmt Number</b>	<b>Description</b>	<b>Vendor</b>	<b>Project Account</b>	<b>Amount</b>	<b>Running Balance</b>
03/29/2023	GLPKT05034	JN05628		weau pre-conf. fee			950.00	1,055.00
03/29/2023	GLPKT05034	JN05628		weau conf. fee			345.00	1,400.00
03/29/2023	GLPKT05034	JN05628		hotels.com jared, hadley conf.			768.16	2,168.16
<a href="#">10-402-4027</a>	Mechanics Supplies					167.97	341.30	509.27
<b>Post Date</b>	<b>Packet Number</b>	<b>Source Transaction</b>	<b>Pmt Number</b>	<b>Description</b>	<b>Vendor</b>	<b>Project Account</b>	<b>Amount</b>	<b>Running Balance</b>
03/01/2023	POPKT09761	S 185840	101233	part#63990 cutting edge blade+ bolts & n...	0673 - SEMI SERVICE INC.		285.00	452.97
03/29/2023	GLPKT05034	JN05628		franklin planner			44.95	497.92
03/30/2023	APPKT02471	301950018001	101350	CLIP, PAPER - OFFICE SUPPLIES	0499 - OFFICE DEPOT		11.35	509.27
<a href="#">10-402-4100</a>	Mechanics Contract Services					26,661.49	22,598.79	49,260.28
<b>Post Date</b>	<b>Packet Number</b>	<b>Source Transaction</b>	<b>Pmt Number</b>	<b>Description</b>	<b>Vendor</b>	<b>Project Account</b>	<b>Amount</b>	<b>Running Balance</b>
03/01/2023	POPKT09699	2455507	101186	Golf course fence repair	0042 - AMERICAN FENCE COMPANY		5,675.00	32,336.49
03/13/2023	APPKT02465	27188	101302	CONTRACT SERVICE - TESTED FOR PROPER...	0351 - INTERMOUNTAIN GYM REPAIR		234.00	32,570.49
03/15/2023	POPKT09761	200265	2413	Grant worked on this unit	0468 - MOUNTAIN VALLEY MECHANICAL INC		226.79	32,797.28
03/15/2023	POPKT09761	90259909	101226	service on chiller	0118 - CARRIER COFPORATION		4,411.47	37,208.75
03/22/2023	POPKT09825	200328	2427	sample fridge is not cooling	0468 - MOUNTAIN VALLEY MECHANICAL INC		786.21	37,994.96
03/28/2023	POPKT09852	2023452	101347	300hp vibration testing	VEN01356 - MAINTENANCE TECHNOLOGY SY...		1,075.00	39,069.96

## Detail Report

Date Range: 03/01/2023 - 03/31/2023

Account		Name				Beginning Balance	Total Activity	Ending Balance
<a href="#">10-402-4100</a>		Mechanics Contract Services - Continued				26,661.49	22,598.79	49,260.28
Post Date	Packet Number	Source Transaction	Pmt Number	Description	Vendor	Project Account	Amount	Running Balance
03/29/2023	POPKT09846	INV0013554	DFT0001733	Pro Tint Window Tint Admin	0784 - US BANK		612.65	39,682.61
03/29/2023	APPKT02465	2022392	101305	PO#8899, 300 HP VIBRATION TESTING AN...	VEN01356 - MAINTENANCE TECHNOLOGY SY...		935.00	40,617.61
03/29/2023	POPKT09852	394	2446	3 w fabricate 6" spool for blower	0600 - R & S GUNN, INC.		360.00	40,977.61
03/29/2023	POPKT09852	394	2446	3 w fabricate 6" spool for blower	0600 - R & S GUNN, INC.		240.00	41,217.61
03/29/2023	POPKT09852	394	2446	grit basin fabricate stainless steel piping	0600 - R & S GUNN, INC.		3,390.00	44,607.61
03/29/2023	POPKT09852	394	2446	material stainless steel wire and plasma c...	0600 - R & S GUNN, INC.		1,422.67	46,030.28
03/29/2023	POPKT09852	394	2446	grit basin fabricate stainless steel piping	0600 - R & S GUNN, INC.		1,240.00	47,270.28
03/29/2023	POPKT09852	394	2446	10 sign stands fabricate for Chrisl	0600 - R & S GUNN, INC.		160.00	47,430.28
03/29/2023	POPKT09852	394	2446	10 sign stands fabricate for Chrisl	0600 - R & S GUNN, INC.		480.00	47,910.28
03/29/2023	POPKT09852	394	2446	grit basin fabricate stainless steel piping	0600 - R & S GUNN, INC.		1,350.00	49,260.28
<a href="#">10-402-4300</a>		Mechanics Telephone				415.64	260.02	675.66
Post Date	Packet Number	Source Transaction	Pmt Number	Description	Vendor	Project Account	Amount	Running Balance
03/12/2023	APPKT02461	632728678	101247	ACCT#90236455; MARCH 2023	0124 - CENTURYLINK		155.62	571.26
03/29/2023	GLPKT05034	JN05628		Verizon chris reilley			52.20	623.46
03/29/2023	GLPKT05034	JN05628		Verizon Jared Obrien			52.20	675.66
<a href="#">10-402-6200</a>		Mechanics Tools & Small Equipment				3,267.08	303.04	3,570.12
Post Date	Packet Number	Source Transaction	Pmt Number	Description	Vendor	Project Account	Amount	Running Balance
03/29/2023	GLPKT05034	JN05628		lowes tools			19.98	3,287.06
03/29/2023	GLPKT05034	JN05628		home depot tools			120.76	3,407.82
03/29/2023	POPKT09846	INV0013557	DFT0001733	Slyde king NEBO	0784 - US BANK		37.18	3,445.00
03/29/2023	POPKT09846	INV0013559	DFT0001733	Industrial air blow gun- amazon ASIN# B0...	0784 - US BANK		92.95	3,537.95
03/29/2023	POPKT09846	INV0013567	DFT0001733	B001C6NC70 Flexzilla Air Hose, 3/8 in. x 5...	0784 - US BANK		32.17	3,570.12
<a href="#">10-402-6300</a>		Mechanics Vehicles Maintenance				915.47	1,288.92	2,204.39
Post Date	Packet Number	Source Transaction	Pmt Number	Description	Vendor	Project Account	Amount	Running Balance
03/01/2023	POPKT09699	SWO013481-1	101184	YEARLY CRANE INSPECTIONS	VEN01368 - MGX EQUIPMENT SERVICES, LLC		514.84	1,430.31
03/01/2023	POPKT09699	SWO013494-1	101184	YEARLY CRANE INSPECTIONS	VEN01368 - MGX EQUIPMENT SERVICES, LLC		437.00	1,867.31
03/10/2023	POPKT09761	280037170	2400	51176 operations pickup tire repair and ro...	0556 - PURCELL TIRE AND SERVICE CENTER		130.54	1,997.85
03/15/2023	POPKT09761	P22327	101223	85800 New Snowex / Blizzard Power Grip	0886 - ARIZONA MACHINERY LLC		600.00	2,597.85
03/15/2023	POPKT09761	P22327	101223	RETURNED JOYSTICK CONTROL CREDIT	0886 - ARIZONA MACHINERY LLC		-417.00	2,180.85
03/22/2023	POPKT09792	280038562	2429	flat repair truck plate 51627	0556 - PURCELL TIRE AND SERVICE CENTER		23.54	2,204.39
<a href="#">10-402-6400</a>		Mechanics Maintenance				89,161.12	45,927.97	135,089.09
Post Date	Packet Number	Source Transaction	Pmt Number	Description	Vendor	Project Account	Amount	Running Balance
03/01/2023	POPKT09699	WV298686	101196	EXT-BN-025-0562 .25"THK SLANTED PROFI...	0244 - ERIKS NORTH AMERICA, INC		3,909.40	93,070.52
03/01/2023	POPKT09741	9017592959	101276	Dwyer Flowmeter, RMB, 1-12 GPH water	0031 - RS AMERICAS, INC		149.62	93,220.14
03/01/2023	POPKT09761	106304	101225	Adapter and coupling machine work	0065 - ATSCO SALES & SERVICE		1,400.00	94,620.14
03/01/2023	POPKT09761	247621	101236	microfiber filters #39170	0787 - USA BLUE BOOK		56.16	94,676.30
03/01/2023	POPKT09761	S 185840	101233	part#49071 replacement plow shoes	0673 - SEMI SERVICE INC.		129.04	94,805.34
03/02/2023	POPKT09709	9622700731	2396	Saw Blade: 10 Teeth per Inch, 12 in Blade ...	0827 - GRAINGER		189.48	94,994.82
03/03/2023	POPKT09741	175259 01	2417	1" threaded ball valve stainless 316	0663 - SALT LAKE WINDUSTRIAL CO.		123.52	95,118.34

**Detail Report**

Date Range: 03/01/2023 - 03/31/2023

Account		Name				Beginning Balance	Total Activity	Ending Balance
<u>10-402-6400</u>		Mechanics Maintenance - Continued				89,161.12	45,927.97	135,089.09
Post Date	Packet Number	Source Transaction	Pmt Number	Description	Vendor	Project Account	Amount	Running Balance
03/03/2023	POPKT09741	175259 01	2417	1" x 4" stainless nipple 316	0663 - SALT LAKE WINDUSTRIAL CO.		34.12	95,152.46
03/03/2023	POPKT09741	175259 01	2417	4" garlock full face gasket	0663 - SALT LAKE WINDUSTRIAL CO.		57.20	95,209.66
03/03/2023	POPKT09741	175259 01	2417	1" thread half weld coupling stainless 316	0663 - SALT LAKE WINDUSTRIAL CO.		14.60	95,224.26
03/03/2023	POPKT09741	175259 01	2417	4" Victaulic roust about #99	0663 - SALT LAKE WINDUSTRIAL CO.		2,258.00	97,482.26
03/03/2023	POPKT09741	175259 01	2417	1" stainless 316 coupling	0663 - SALT LAKE WINDUSTRIAL CO.		19.26	97,501.52
03/03/2023	POPKT09741	INV12190708	101290	TAPE FOR BFP BELTS	0883 - ZORO		50.94	97,552.46
03/03/2023	POPKT09761	0323614	101286	unleaded fuel station fuel read out repair	VEN01131 - WESTECH FUEL EQUIPMENT INC.		910.04	98,462.50
03/07/2023	POPKT09749	98917	101288	1" x 50 ft 250 PSI water hose 1" swivel x1" ..	0860 - WESTERN INDUSTRIAL PRODUCTS		336.48	98,798.98
03/07/2023	POPKT09761	S3-23-17	2415	1/2" GALV 90 DEG ELL	0529 - PIPE VALVE AND FITTING CO.		13.50	98,812.48
03/07/2023	POPKT09761	S3-23-17	2415	1/2" TEFLON TAPE ROLLS	0529 - PIPE VALVE AND FITTING CO.		7.60	98,820.08
03/07/2023	POPKT09761	S3-23-17	2415	1" X 2" GALV NIPPLE	0529 - PIPE VALVE AND FITTING CO.		15.25	98,835.33
03/07/2023	POPKT09761	S3-23-17	2415	1/2" X 1/4" GALV BELL REDUCER	0529 - PIPE VALVE AND FITTING CO.		23.80	98,859.13
03/07/2023	POPKT09761	S3-23-17	2415	1/2" X CL GALV NIPPLE	0529 - PIPE VALVE AND FITTING CO.		4.71	98,863.84
03/07/2023	POPKT09761	S3-23-17	2415	2" GALV 90 DEG ELL	0529 - PIPE VALVE AND FITTING CO.		68.60	98,932.44
03/07/2023	POPKT09761	S3-23-17	2415	3/8" X 1/8" GALV BUSHING	0529 - PIPE VALVE AND FITTING CO.		19.12	98,951.56
03/07/2023	POPKT09761	S3-23-17	2415	1/4" X 2" GALV NIPPLE	0529 - PIPE VALVE AND FITTING CO.		8.28	98,959.84
03/07/2023	POPKT09761	S3-23-17	2415	1" 316 SS THRD COUPLER	0529 - PIPE VALVE AND FITTING CO.		45.12	99,004.96
03/07/2023	POPKT09761	S3-23-17	2415	1/2" WARREN 1022C THRD SS BALL VALVE	0529 - PIPE VALVE AND FITTING CO.		126.78	99,131.74
03/07/2023	POPKT09761	S3-23-17	2415	3/4" X 3" 316 SS NIPPLE	0529 - PIPE VALVE AND FITTING CO.		15.51	99,147.25
03/07/2023	POPKT09761	S3-23-17	2415	3/4" X 4" 316 SS NIPPLE	0529 - PIPE VALVE AND FITTING CO.		20.10	99,167.35
03/07/2023	POPKT09761	S3-23-17	2415	1/2" X 1/4" THRD 316 SS BUSHING	0529 - PIPE VALVE AND FITTING CO.		2.73	99,170.08
03/07/2023	POPKT09761	S3-23-17	2415	1/4" SQ HD PLUGS GALV	0529 - PIPE VALVE AND FITTING CO.		10.48	99,180.56
03/07/2023	POPKT09761	S3-23-17	2415	2" X 1" GALV BUSHING	0529 - PIPE VALVE AND FITTING CO.		43.12	99,223.68
03/07/2023	POPKT09761	S3-23-17	2415	1-1/2" WARREN 1022C THRD SS BALL VAL...	0529 - PIPE VALVE AND FITTING CO.		375.92	99,599.60
03/07/2023	POPKT09761	S3-23-17	2415	PINTS P70 CLEAR PRIMER PVC	0529 - PIPE VALVE AND FITTING CO.		32.07	99,631.67
03/07/2023	POPKT09761	S3-23-17	2415	3/4" FNPT X SLIP SCH 80 PVC REINFORCED...	0529 - PIPE VALVE AND FITTING CO.		16.18	99,647.85
03/07/2023	POPKT09761	S3-23-17	2415	1/4" X 1-1/2" GALV NIPPLE	0529 - PIPE VALVE AND FITTING CO.		20.70	99,668.55
03/07/2023	POPKT09761	S3-23-17	2415	1" X 3" GALV NIPPLE	0529 - PIPE VALVE AND FITTING CO.		16.40	99,684.95
03/07/2023	POPKT09761	S3-23-17	2415	1-1/2" SQ HD GALV PLUG	0529 - PIPE VALVE AND FITTING CO.		22.29	99,707.24
03/07/2023	POPKT09761	S3-23-17	2415	PINTS 724 CPVC CEMENT	0529 - PIPE VALVE AND FITTING CO.		82.72	99,789.96
03/07/2023	POPKT09761	S3-23-17	2415	1" X CL 316 SS NIPPLE	0529 - PIPE VALVE AND FITTING CO.		15.60	99,805.56
03/07/2023	POPKT09761	S3-23-17	2415	3/4" X 3-1/2" 316 SS NIPPLE	0529 - PIPE VALVE AND FITTING CO.		18.09	99,823.65
03/07/2023	POPKT09761	S3-23-17	2415	1" WARREN 1022C THRD SS BALL VALVE	0529 - PIPE VALVE AND FITTING CO.		200.25	100,023.90
03/07/2023	POPKT09761	S3-23-17	2415	3/8" X CL GALV NIPPLE	0529 - PIPE VALVE AND FITTING CO.		7.60	100,031.50
03/07/2023	POPKT09761	S3-23-17	2415	3/4" X 1/2" SCH 80 PVC BUSHING FNPT X ...	0529 - PIPE VALVE AND FITTING CO.		28.24	100,059.74
03/07/2023	POPKT09761	S3-23-17	2415	2" X 4-1/2" GALV NIPPLE	0529 - PIPE VALVE AND FITTING CO.		19.90	100,079.64
03/07/2023	POPKT09761	S3-23-17	2415	1" GALV CAP	0529 - PIPE VALVE AND FITTING CO.		22.38	100,102.02
03/07/2023	POPKT09761	S3-23-17	2415	1" X 2" 316 SS NIPPLE	0529 - PIPE VALVE AND FITTING CO.		15.00	100,117.02
03/07/2023	POPKT09761	S3-23-17	2415	2" X 4" GALV NIPPLE	0529 - PIPE VALVE AND FITTING CO.		23.40	100,140.42
03/07/2023	POPKT09761	S3-23-17	2415	3/8" X 2" GALV NIPPLE	0529 - PIPE VALVE AND FITTING CO.		8.88	100,149.30
03/07/2023	POPKT09761	S3-23-17	2415	1-1/4" SCH 80 PVC SLIP UNION	0529 - PIPE VALVE AND FITTING CO.		33.32	100,182.62
03/07/2023	POPKT09761	S3-23-17	2415	1" X 4" 316 SS NIPPLE	0529 - PIPE VALVE AND FITTING CO.		18.06	100,200.68

## Detail Report

Date Range: 03/01/2023 - 03/31/2023

Account		Name				Beginning Balance	Total Activity	Ending Balance
10-402-6400		Mechanics Maintenance - Continued				89,161.12	45,927.97	135,089.09
Post Date	Packet Number	Source Transaction	Pmt Number	Description	Vendor	Project Account	Amount	Running Balance
03/07/2023	POPKT09761	S3-23-17	2415	3/4" X 1/2" GALV BELL REDUCER	0529 - PIPE VALVE AND FITTING CO.		26.04	100,226.72
03/07/2023	POPKT09761	S3-23-17	2415	3/4" X 2" GALV NIPPLE	0529 - PIPE VALVE AND FITTING CO.		8.28	100,235.00
03/07/2023	POPKT09761	S3-23-17	2415	1/2" X 3/8" GALV BUSHING	0529 - PIPE VALVE AND FITTING CO.		19.12	100,254.12
03/07/2023	POPKT09761	S3-23-17	2415	3/4" X CL GALV NIPPLE	0529 - PIPE VALVE AND FITTING CO.		7.60	100,261.72
03/07/2023	POPKT09761	S3-23-17	2415	3/4" X 5" GALV NIPPLE	0529 - PIPE VALVE AND FITTING CO.		17.50	100,279.22
03/07/2023	POPKT09761	S3-23-17	2415	3" SCH 80 PVC SLIP 90 DEG ELL	0529 - PIPE VALVE AND FITTING CO.		29.62	100,308.84
03/07/2023	POPKT09761	S3-23-17	2415	1" GALV 90 DEG ELL	0529 - PIPE VALVE AND FITTING CO.		45.63	100,354.47
03/07/2023	POPKT09761	S3-23-17	2415	3/4" TEFLON TAPE ROLLS	0529 - PIPE VALVE AND FITTING CO.		12.60	100,367.07
03/07/2023	POPKT09761	S3-23-32	2415	2" X 1/8" THK 150# BUNA GASKET FULL F...	0529 - PIPE VALVE AND FITTING CO.		30.80	100,397.87
03/07/2023	POPKT09761	S3-23-32	2415	1-1/2" X 1/8" THK 150# BUNA GASKET FUL...	0529 - PIPE VALVE AND FITTING CO.		16.50	100,414.37
03/07/2023	POPKT09761	S3-23-32	2415	3" X 1/8" THK 150# BUNA GASKET FULL F...	0529 - PIPE VALVE AND FITTING CO.		46.60	100,460.97
03/07/2023	POPKT09761	S3-23-32	2415	2-1/2" X 1/8" THK 150# FULL FACE RED R...	0529 - PIPE VALVE AND FITTING CO.		32.50	100,493.47
03/07/2023	POPKT09761	S3-23-32	2415	8" X 1/8" THK 150# BUNA GASKET FULL F...	0529 - PIPE VALVE AND FITTING CO.		28.00	100,521.47
03/08/2023	POPKT09741	3019294-IN	101207	8' lifting strap part # EE2-802-8	0633 - ROCKY MOUNTAIN WIRE ROPE & RIG		60.00	100,581.47
03/08/2023	POPKT09741	3019294-IN	101207	20' lifting strap part # EE2-802-20	0633 - ROCKY MOUNTAIN WIRE ROPE & RIG		240.00	100,821.47
03/08/2023	POPKT09741	3019294-IN	101207	8' loop strap part # EN90-08	0633 - ROCKY MOUNTAIN WIRE ROPE & RIG		138.63	100,960.10
03/08/2023	POPKT09741	3019294-IN	101207	6' lifting strap part # EE2-802-6	0633 - ROCKY MOUNTAIN WIRE ROPE & RIG		50.00	101,010.10
03/08/2023	POPKT09741	3019294-IN	101207	6' loop strap part # EN90-06	0633 - ROCKY MOUNTAIN WIRE ROPE & RIG		71.64	101,081.74
03/08/2023	POPKT09741	3019294-IN	101207	10' lifting strap part # EE2-802-10	0633 - ROCKY MOUNTAIN WIRE ROPE & RIG		70.00	101,151.74
03/08/2023	POPKT09749	226363	101277	Skimmer Spring (pt#1169)	VEN01466 - SENTRY EQUIPMENT CORP.		285.24	101,436.98
03/08/2023	POPKT09761	S3-23-36	2415	Brass Ball Valve - 2"	0529 - PIPE VALVE AND FITTING CO.		482.40	101,919.38
03/08/2023	POPKT09761	S3-23-36	2415	Brass Ball Valve - 1/4"	0529 - PIPE VALVE AND FITTING CO.		59.00	101,978.38
03/08/2023	POPKT09761	S3-23-36	2415	Brass Ball Valve - 1 1/2"	0529 - PIPE VALVE AND FITTING CO.		187.34	102,165.72
03/08/2023	POPKT09761	S3-23-37	2415	1/2" copper tee	0529 - PIPE VALVE AND FITTING CO.		23.60	102,189.32
03/08/2023	POPKT09761	S3-23-37	2415	1/2" copper fnpt x sweat coupler	0529 - PIPE VALVE AND FITTING CO.		5.13	102,194.45
03/08/2023	POPKT09761	S3-23-37	2415	1/2" copper 90 deg elbow	0529 - PIPE VALVE AND FITTING CO.		21.00	102,215.45
03/08/2023	POPKT09761	S3-23-37	2415	1/2" brass Y strainer	0529 - PIPE VALVE AND FITTING CO.		45.89	102,261.34
03/08/2023	POPKT09761	S3-23-37	2415	SS 1/2" x 1/4" bell reducer	0529 - PIPE VALVE AND FITTING CO.		18.08	102,279.42
03/08/2023	POPKT09761	S3-23-37	2415	1/2" copper mnpt x sweat coupler	0529 - PIPE VALVE AND FITTING CO.		50.55	102,329.97
03/08/2023	POPKT09761	S3-23-37	2415	SS 1/4" x 1 1/4 nipple	0529 - PIPE VALVE AND FITTING CO.		5.08	102,335.05
03/08/2023	POPKT09761	S3-23-37	2415	1/2" brass ball valve sweat	0529 - PIPE VALVE AND FITTING CO.		171.00	102,506.05
03/08/2023	POPKT09761	S3-23-37	2415	1/2" copper union	0529 - PIPE VALVE AND FITTING CO.		223.05	102,729.10
03/08/2023	POPKT09761	S3-23-37	2415	1/2" copper pipe 20' long	0529 - PIPE VALVE AND FITTING CO.		95.80	102,824.90
03/08/2023	POPKT09792	50900	101258	Seat Replacement. swap out with highland..	0319 - GOHIGH, LLC		75.00	102,899.90
03/09/2023	POPKT09761	0096195	101253	R&O 150 55 gal.	0170 - CRUS OIL INC.		1,194.54	104,094.44
03/09/2023	POPKT09792	G558218	101266	Oil Analysis Sample Bottle's FOR STOCK	0399 - KAMAN INDUSTRIAL TECH		431.60	104,526.04
03/13/2023	POPKT09761	209089	101310	Multi Laminate/ White, Oil Only Absorben..	0496 - NUTECH SPECIALTIES, INC		132.26	104,658.30
03/13/2023	POPKT09761	209089	101310	Pyroil Non Chlorinated Brake Parts Cleaner	0496 - NUTECH SPECIALTIES, INC		5.92	104,664.22
03/13/2023	POPKT09761	S3-23-52	2428	2" adaptor viega pro press to npt copper	0529 - PIPE VALVE AND FITTING CO.		147.08	104,811.30
03/13/2023	POPKT09761	S3-23-52	2428	2" viega pro press coupler copper	0529 - PIPE VALVE AND FITTING CO.		53.94	104,865.24
03/13/2023	POPKT09761	S3-23-52	2428	2" brass ball valve	0529 - PIPE VALVE AND FITTING CO.		120.60	104,985.84
03/13/2023	POPKT09792	0096561	101298	Multipurpose Grease CASE	0170 - CRUS OIL INC.		83.48	105,069.32



Detail Report

Date Range: 03/01/2023 - 03/31/2023

Account	Name				Beginning Balance	Total Activity	Ending Balance	
10-402-6400	Mechanics Maintenance - Continued				89,161.12	45,927.97	135,089.09	
Post Date	Packet Number	Source Transaction	Pmt Number	Description	Vendor	Project Account	Amount	Running Balance
03/14/2023	POPKT09792	53114	101278	96748361 SEAL,MECH,T-21,BF501O101,18...	0735 - TECH FLOW		115.00	105,184.32
03/14/2023	POPKT09792	53114	101278	96676145 BEARING,BALL,6207NR,C3FIT,1...	0735 - TECH FLOW		32.00	105,216.32
03/14/2023	POPKT09792	53114	101278	98642496 ASSY,SLEEVE,F&C,F1JM/143-21...	0735 - TECH FLOW		173.50	105,389.82
03/14/2023	POPKT09792	53114	101278	96677987 SEAL,OIL,CART,1.12"SFTx1.62"...	0735 - TECH FLOW		30.00	105,419.82
03/14/2023	POPKT09792	53114	101278	96664692 BEARING,BALL,SER#6206,C3FIT,...	0735 - TECH FLOW		24.00	105,443.82
03/14/2023	POPKT09792	53114	101278	96676329 SEAL,OIL,CART,1.25"SFTx2.71"...	0735 - TECH FLOW		66.00	105,509.82
03/14/2023	POPKT09792	9310431112	101268	1/2 Air Nipple	0419 - LAWSON PRODUCTS, INC.		37.30	105,547.12
03/14/2023	POPKT09792	9310431112	101268	Regency Jobber Drill Bit, 3/32" 12 PK	0419 - LAWSON PRODUCTS, INC.		14.04	105,561.16
03/14/2023	POPKT09792	9310431112	101268	1/4 Air Nipple	0419 - LAWSON PRODUCTS, INC.		13.10	105,574.26
03/14/2023	POPKT09792	9310431112	101268	Supertanium Jobber Drill Bit, 1/8" 6 PK	0419 - LAWSON PRODUCTS, INC.		17.88	105,592.14
03/14/2023	POPKT09792	9310431112	101268	Regency Jobber Drill Bit, 23/64" 6 PK	0419 - LAWSON PRODUCTS, INC.		30.84	105,622.98
03/14/2023	POPKT09792	9310431112	101268	1/2 Air Coupler	0419 - LAWSON PRODUCTS, INC.		137.20	105,760.18
03/14/2023	POPKT09792	9310431112	101268	1/4 Air Nipple	0419 - LAWSON PRODUCTS, INC.		9.60	105,769.78
03/14/2023	POPKT09792	9310431112	101268	1/4 Air Coupler	0419 - LAWSON PRODUCTS, INC.		63.20	105,832.98
03/14/2023	POPKT09792	9310431112	101268	Supertanium Jobber Drill Bit, 1/4" 12 PK	0419 - LAWSON PRODUCTS, INC.		30.96	105,863.94
03/14/2023	POPKT09792	9310431112	101268	1/2 Air Coupler	0419 - LAWSON PRODUCTS, INC.		137.20	106,001.14
03/15/2023	POPKT09761	0198770-IN	101251	250022-669 (5 GAL SULLUBE)	0155 - COMPRESSOR PUMP		2,703.20	108,704.34
03/15/2023	POPKT09761	226526	101274	#1360 bottom wiper	0608 - REBUILD-IT SERVICES GROUP LLC.		83.94	108,788.28
03/15/2023	POPKT09761	226526	101274	#1168 skimming device collar	0608 - REBUILD-IT SERVICES GROUP LLC.		139.42	108,927.70
03/15/2023	POPKT09761	226526	101274	#1029 side wiper	0608 - REBUILD-IT SERVICES GROUP LLC.		38.92	108,966.62
03/15/2023	POPKT09761	226526	101274	#1348 Clovis/sleeve	0608 - REBUILD-IT SERVICES GROUP LLC.		269.76	109,236.38
03/15/2023	APPKT02457	1208	101235	FLEET CARD	0791 - UAS, LLC		58.40	109,294.78
03/15/2023	APPKT02457	34300784	2398	CYLINDER RENT - 1/20/23-2/20/23	0541 - LINDE GAS & EQUIPMENT INC.		894.63	110,189.41
03/15/2023	APPKT02457	9995476128	2391	RENT CYL.	0024 - AIRGAS USA, _LC		89.00	110,278.41
03/15/2023	POPKT09792	S3-23-77	2444	1" steel pipe 20 ft long	0529 - PIPE VALVE AND FITTING CO.		141.96	110,420.37
03/16/2023	POPKT09792	S3-23-53	2428	6" 316SS SLIP ON PLATE FLANGE 1/2" THK...	0529 - PIPE VALVE AND FITTING CO.		317.96	110,738.33
03/16/2023	POPKT09792	S3-23-53	2428	3/4"x 1"- 36" 316SS W-O-L S40 IMPORT	0529 - PIPE VALVE AND FITTING CO.		49.64	110,787.97
03/20/2023	POPKT09792	9640228996	2435	SANDBAGS	0827 - GRAINGER		200.79	110,988.76
03/20/2023	POPKT09792	9645583684	2435	SANDBAGS	0827 - GRAINGER		133.86	111,122.62
03/20/2023	POPKT09792	9645583692	2435	SANDBAGS	0827 - GRAINGER		133.86	111,256.48
03/20/2023	POPKT09792	9645583718	2435	Devcon 5 Min. Epoxy (5A462 Grainger)	0827 - GRAINGER		85.86	111,342.34
03/20/2023	POPKT09792	9645583718	2435	silicone (5A463 Grainger)	0827 - GRAINGER		190.32	111,532.66
03/20/2023	POPKT09792	S3-23-99	2444	PINTS P70 CLEAR PRIMER PVC	0529 - PIPE VALVE AND FITTING CO.		32.07	111,564.73
03/20/2023	POPKT09792	S3-23-99	2444	1/2" X 1/4" THRD 316 SS BUSHING	0529 - PIPE VALVE AND FITTING CO.		13.65	111,578.38
03/20/2023	POPKT09852	CD10024486	101344	10288158 Rake Segment L358	VEN01237 - HUBER TECHNOLOGY, INC.		2,949.22	114,527.60
03/20/2023	POPKT09852	CD10024486	101344	51342723 plate t=6 82x936	VEN01237 - HUBER TECHNOLOGY, INC.		956.96	115,484.56
03/20/2023	POPKT09852	CD10024486	101344	10288165 Rake Segment L387	VEN01237 - HUBER TECHNOLOGY, INC.		2,985.24	118,469.80
03/21/2023	POPKT09792	0198946-IN	101332	SULLAIR OIL FILTER 250025-526	0155 - COMPRESSOR PUMP		429.00	118,898.80
03/21/2023	POPKT09792	3062740	101252	ASCO EF8210G100MODC24/DCD	0159 - CONTROL EQUIPMENT COMPANY		3,447.00	122,345.80
03/21/2023	POPKT09792	9647299990	2435	Item #53PR99 1" NPT die nut	0827 - GRAINGER		144.51	122,490.31
03/21/2023	POPKT09825	175259 03	2447	4" plate flange 150 # stainless 316 slip	0663 - SALT LAKE WINDUSTRIAL CO.		780.00	123,270.31
03/21/2023	POPKT09825	175259 03	2447	4" plate flange 150 # stainless 316 blind fl...	0663 - SALT LAKE WINDUSTRIAL CO.		510.00	123,780.31



## Detail Report

Date Range: 03/01/2023 - 03/31/2023

Account		Name				Beginning Balance	Total Activity	Ending Balance
10-402-6400		Mechanics Maintenance - Continued				89,161.12	45,927.97	135,089.09
Post Date	Packet Number	Source Transaction	Pmt Number	Description	Vendor	Project Account	Amount	Running Balance
03/21/2023	POPKT09825	175259 04	2447	4" plate flange 150 # stainless 316 slip	0663 - SALT LAKE WINDUSTRIAL CO.		925.59	124,705.90
03/21/2023	POPKT09825	3019739-IN	101316	3/16" chain for stock	0633 - ROCKY MOUNTAIN WIRE ROPE & RIG		105.00	124,810.90
03/21/2023	POPKT09825	3019739-IN	101316	1/4" chain for stock	0633 - ROCKY MOUNTAIN WIRE ROPE & RIG		350.00	125,160.90
03/21/2023	POPKT09852	50991	101341	WO#0051892 Front hub bearing kit for Y...	0319 - GOHIGH, LLC		101.96	125,262.86
03/22/2023	APPKT02464	G558218-SHIPING	101303	SHIPPING COST FOR INVOICE#G558218	0399 - KAMAN INDUSTRIAL TECH		16.66	125,279.52
03/22/2023	APPKT02465	34855289	2426	ACCT#71716899, CYLINDER RENTAL	0541 - LINDE GAS & EQUIPMENT INC.		380.76	125,660.28
03/22/2023	POPKT09825	210528	101361	1" stainless unistrut clamp stainless	0770 - UINTAH FASTENERS & SUPPLY		18.00	125,678.28
03/22/2023	POPKT09825	210528	101361	5/8" NC stainless nuts	0770 - UINTAH FASTENERS & SUPPLY		28.80	125,707.08
03/22/2023	POPKT09825	210528	101361	5/8" x 2.5" NC stainless	0770 - UINTAH FASTENERS & SUPPLY		144.00	125,851.08
03/22/2023	POPKT09852	227005	101357	#1348 Clovis/sleeve	VEN01466 - SENTRY EQUIPMENT CORP.		269.76	126,120.84
03/22/2023	POPKT09852	227005	101357	#1168 skimming device collar	VEN01466 - SENTRY EQUIPMENT CORP.		139.42	126,260.26
03/22/2023	POPKT09852	BINV0010334	101340	5700310001 motion systems actuator	0292 - GOBLE SAMPSON		2,017.66	128,277.92
03/22/2023	APPKT02471	34872742	2440	CYLINDER RENT AND HIGH PRESSURE	0541 - LINDE GAS & EQUIPMENT INC.		818.01	129,095.93
03/23/2023	POPKT09825	210568	101361	3/4" SS NC HEX NUT	0770 - UINTAH FASTENERS & SUPPLY		63.75	129,159.68
03/23/2023	POPKT09825	210568	101361	3/8" X 1 1/4" SS NC CAP SCREW	0770 - UINTAH FASTENERS & SUPPLY		33.00	129,192.68
03/23/2023	POPKT09825	210568	101361	#10 X 3/4" ZP HWH TEK SCREWS	0770 - UINTAH FASTENERS & SUPPLY		20.00	129,212.68
03/23/2023	POPKT09825	210568	101361	#10 X 5/8" ZP PHIL PAN TEK SCREW	0770 - UINTAH FASTENERS & SUPPLY		14.00	129,226.68
03/23/2023	POPKT09825	210568	101361	6-32 X 3/4" ZP PAN SLTD M/S	0770 - UINTAH FASTENERS & SUPPLY		9.00	129,235.68
03/23/2023	POPKT09825	210568	101361	3/8" X 1" SS NC CAP SCREW	0770 - UINTAH FASTENERS & SUPPLY		30.00	129,265.68
03/23/2023	POPKT09825	210568	101361	1/4" SS NC HEX NUT	0770 - UINTAH FASTENERS & SUPPLY		10.00	129,275.68
03/23/2023	POPKT09825	210568	101361	#10 X 5/8 ZP HWH TEK SCREWS	0770 - UINTAH FASTENERS & SUPPLY		23.00	129,298.68
03/23/2023	POPKT09825	210568	101361	3/4" X 3" ZP GR 5 NC CAP SCREW	0770 - UINTAH FASTENERS & SUPPLY		28.00	129,326.68
03/23/2023	POPKT09825	210568	101361	3/4" SS LOCK WASHER	0770 - UINTAH FASTENERS & SUPPLY		43.00	129,369.68
03/23/2023	POPKT09825	210568	101361	3/8" SS LOCK WASHER	0770 - UINTAH FASTENERS & SUPPLY		20.00	129,389.68
03/23/2023	POPKT09825	210568	101361	3/8" X 1 1/2" SS NC CAP SCREW	0770 - UINTAH FASTENERS & SUPPLY		40.00	129,429.68
03/23/2023	POPKT09825	210568	101361	#14 X 3/4" ZP PHIL PAN TAP SCS	0770 - UINTAH FASTENERS & SUPPLY		10.00	129,439.68
03/23/2023	POPKT09825	210568	101361	10-32 X 3/4" ZP PHIL PAN M/S	0770 - UINTAH FASTENERS & SUPPLY		8.00	129,447.68
03/23/2023	POPKT09825	210568	101361	#10 X 1/2" ZP PHIL PAN TEK SCREWS	0770 - UINTAH FASTENERS & SUPPLY		13.00	129,460.68
03/23/2023	POPKT09825	210568	101361	3/8" ZP FLAT WASHER	0770 - UINTAH FASTENERS & SUPPLY		10.00	129,470.68
03/23/2023	POPKT09825	210568	101361	3/4" X 2" SS NC CAP SCREW	0770 - UINTAH FASTENERS & SUPPLY		62.50	129,533.18
03/23/2023	POPKT09825	210568	101361	1/4" ZP FLAT WASHER	0770 - UINTAH FASTENERS & SUPPLY		6.00	129,539.18
03/23/2023	POPKT09825	210568	101361	7/16" SS FLAT WASHER	0770 - UINTAH FASTENERS & SUPPLY		13.00	129,552.18
03/23/2023	POPKT09825	210568	101361	#14 X 1" ZP SLOTTED PAN TAPPING SCREW	0770 - UINTAH FASTENERS & SUPPLY		20.00	129,572.18
03/23/2023	POPKT09825	210568	101361	3/4" X 3 1/2" SS NC CAP SCREW	0770 - UINTAH FASTENERS & SUPPLY		35.00	129,607.18
03/23/2023	POPKT09825	210568	101361	#8 X 3/4" ZP PHIL PAN TEK	0770 - UINTAH FASTENERS & SUPPLY		15.00	129,622.18
03/23/2023	POPKT09825	210568	101361	5/8" X 2" ZP GR 5 NC CAP SCREW	0770 - UINTAH FASTENERS & SUPPLY		21.00	129,643.18
03/23/2023	POPKT09825	210568	101361	10-24 X 1 1/4" ZP PHIL PAN M/S	0770 - UINTAH FASTENERS & SUPPLY		12.00	129,655.18
03/23/2023	POPKT09825	210568	101361	#14 X 1" ZP PHIL PAN TAP SCS	0770 - UINTAH FASTENERS & SUPPLY		20.00	129,675.18
03/23/2023	POPKT09825	210568	101361	1/4" X 1" ZP PAN SLTD M/S	0770 - UINTAH FASTENERS & SUPPLY		20.00	129,695.18
03/23/2023	POPKT09825	210568	101361	3/8" SS NC HEX NUT	0770 - UINTAH FASTENERS & SUPPLY		13.00	129,708.18
03/23/2023	POPKT09825	210568	101361	10-32 X 1/2" ZP PHIL PAN M/S	0770 - UINTAH FASTENERS & SUPPLY		10.00	129,718.18
03/23/2023	POPKT09825	210568	101361	5/16" SHAFT COLLAR E-CLIP	0770 - UINTAH FASTENERS & SUPPLY		13.00	129,731.18

# Detail Report

Date Range: 03/01/2023 - 03/31/2023

Account	Name				Beginning Balance	Total Activity	Ending Balance	
10-402-6400	Mechanics Maintenance - Continued				89,161.12	45,927.97	135,089.09	
Post Date	Packet Number	Source Transaction	Pmt Number	Description	Vendor	Project Account	Amount	Running Balance
03/23/2023	POPKT09825	210568	101361	#8 X 3/4" ZP SLOTTED PAN TAPPING SCR...	0770 - UINTAH FASTENERS & SUPPLY		8.00	129,739.18
03/23/2023	POPKT09825	210568	101361	6-32 X 3/4" ZP PHIL PAN M/S	0770 - UINTAH FASTENERS & SUPPLY		6.00	129,745.18
03/23/2023	POPKT09825	210568	101361	#10 X 3/4" ZP PHIL PAN TEK	0770 - UINTAH FASTENERS & SUPPLY		12.00	129,757.18
03/23/2023	POPKT09825	210568	101361	8-32 X 1" ZP PAN SLTD M/S	0770 - UINTAH FASTENERS & SUPPLY		12.00	129,769.18
03/23/2023	POPKT09825	210568	101361	3/8" X 1 1/2" ZP GR 5 NC CAP SCREW	0770 - UINTAH FASTENERS & SUPPLY		15.00	129,784.18
03/23/2023	POPKT09825	210568	101361	6-32 X 1" ZP PAN SLTD M/S	0770 - UINTAH FASTENERS & SUPPLY		10.00	129,794.18
03/23/2023	POPKT09825	210568	101361	10-24 X 1" ZP PHIL PAN M/S	0770 - UINTAH FASTENERS & SUPPLY		13.00	129,807.18
03/23/2023	POPKT09825	210568	101361	#10 X 1" ZP PHIL PAN TEK SCREW	0770 - UINTAH FASTENERS & SUPPLY		25.00	129,832.18
03/23/2023	POPKT09825	210568	101361	#8 X 1" ZP PHIL PAN TEK #3 POINT	0770 - UINTAH FASTENERS & SUPPLY		16.00	129,848.18
03/23/2023	POPKT09825	210568	101361	#8 X 3/8" ZP SLOTTED PAN TAPPING SCR...	0770 - UINTAH FASTENERS & SUPPLY		6.00	129,854.18
03/23/2023	POPKT09825	210568	101361	6-32 X 1/2" ZP PAN SLTD M/S	0770 - UINTAH FASTENERS & SUPPLY		8.00	129,862.18
03/23/2023	POPKT09825	210568	101361	7/16" ZP FLAT WASHER	0770 - UINTAH FASTENERS & SUPPLY		7.00	129,869.18
03/23/2023	POPKT09825	210568	101361	8-32 X 1/2" ZP PAN SLTD M/S	0770 - UINTAH FASTENERS & SUPPLY		10.00	129,879.18
03/23/2023	POPKT09825	210568	101361	10-32 X 1" ZP PHIL PAN M/S	0770 - UINTAH FASTENERS & SUPPLY		13.00	129,892.18
03/23/2023	POPKT09825	210568	101361	5/16" X 1" SS NC CAP SCREW	0770 - UINTAH FASTENERS & SUPPLY		26.00	129,918.18
03/23/2023	POPKT09825	210568	101361	#6 X 3/8" ZP SLOTTED PAN TAPPING SCR...	0770 - UINTAH FASTENERS & SUPPLY		5.00	129,923.18
03/23/2023	POPKT09825	210568	101361	1/4" X 1 1/2" ZP PAN SLTD M/S	0770 - UINTAH FASTENERS & SUPPLY		20.00	129,943.18
03/23/2023	POPKT09825	210568	101361	1/4" X 1 1/2" SS HWH TEK SCREWS	0770 - UINTAH FASTENERS & SUPPLY		17.50	129,960.68
03/23/2023	POPKT09825	210568	101361	#12 X 1-1/2" ZP SLOTTED PAN TAPPING S...	0770 - UINTAH FASTENERS & SUPPLY		18.00	129,978.68
03/23/2023	POPKT09825	210568	101361	8-32 X 1/2" ZP PHIL PAN M/S	0770 - UINTAH FASTENERS & SUPPLY		7.00	129,985.68
03/23/2023	POPKT09825	210568	101361	8-32 X 3/4" ZP PAN SLTD M/S	0770 - UINTAH FASTENERS & SUPPLY		11.00	129,996.68
03/24/2023	POPKT09825	1965	101363	New bushings for the Gorman Rupp rams	0864 - WHIP INDUSTRIAL MACHINE LLC.		2,900.00	132,896.68
03/24/2023	POPKT09825	226804	101314	LOT OF FASTENERS	0608 - REBUILD-IT SERVICES GROUP LLC.		20.00	132,916.68
03/27/2023	POPKT09825	220772	101320	1 1/2" x1 1/2" x 1/8" angle 20' long	0838 - WASATCH STEEL		126.00	133,042.68
03/28/2023	POPKT09852	P42543	101354	ezgo brake hubs for 2015 txt	0631 - ROCKY MOUNTAIN TURF		295.08	133,337.76
03/29/2023	GLPKT05034	JN05628		amazon vacuum return			-129.99	133,207.77
03/29/2023	GLPKT05034	JN05628		amazon vacuum return			-129.99	133,077.78
03/29/2023	GLPKT05034	JN05628		lucky loto training meal supplies			34.02	133,111.80
03/29/2023	GLPKT05034	JN05628		autozone battery post			26.99	133,138.79
03/29/2023	GLPKT05034	JN05628		amazon shirt return			-25.99	133,112.80
03/29/2023	GLPKT05034	JN05628		amazon refund batteries			-49.99	133,062.81
03/29/2023	GLPKT05035	JN05629		ops challenge shirt return			-29.98	133,032.83
03/29/2023	POPKT09846	INV0013558	DFT0001733	ASIN-B08B8DMF7P 36V Powerwise Charg...	0784 - US BANK		69.80	133,102.63
03/29/2023	POPKT09846	INV0013564	DFT0001733	B09KMG96KH Milwaukee 48-41-0710Blad...	0784 - US BANK		46.99	133,149.62
03/29/2023	POPKT09846	INV0013569	DFT0001733	Plungers 2 Pack ASIN:B0B5P64T9V	0784 - US BANK		178.14	133,327.76
03/29/2023	POPKT09846	INV0013570	DFT0001733	WindSeal Kit. Wind-Proof Your Cart.	0784 - US BANK		68.00	133,395.76
03/29/2023	POPKT09846	INV0013570	DFT0001733	Hinged Hard Door Golf Cart Cover- Sunbre..	0784 - US BANK		879.00	134,274.76
03/29/2023	POPKT09846	INV0013571	DFT0001733	ASIN B0B8NT3N8K Beleeb C15 Multi V Bat...	0784 - US BANK		109.99	134,384.75
03/29/2023	GLPKT05039	JN05631		REVERSE ops challenge shirt return			29.98	134,414.73
03/29/2023	GLPKT05040	JN05632		Ops challenge shirt PO 10457			29.98	134,444.71
03/30/2023	POPKT09852	0009902292-001	101333	830-005 1/2" fipt x 1/2" fipt coupling pvc s...	0158 - CONELY COMPANAY		47.40	134,492.11
03/30/2023	POPKT09852	0009902292-001	101333	3629-010C CPVC tru union valve EPDM for...	0158 - CONELY COMPANAY		451.50	134,943.61

## Detail Report

Date Range: 03/01/2023 - 03/31/2023

Account		Name				Beginning Balance	Total Activity	Ending Balance
<a href="#">10-402-6400</a>		Mechanics Maintenance - Continued				89,161.12	45,927.97	135,089.09
Post Date	Packet Number	Source Transaction	Pmt Number	Description	Vendor	Project Account	Amount	Running Balance
03/30/2023	POPKT09852	53-23-136	2444	DIXON # HS128 WORM GEAR CLAMP	0529 - PIPE VALVE AND FITTING CO.		44.30	134,987.91
03/30/2023	APPKT02476	902628		PURCHASE STRPS TO GET PACKAGE BACK	0430 - LOWES		71.19	135,059.10
03/30/2023	POPKT09925	88224		HP Ultra synthetic 2-cycle engine oil6PK	0668 - SDW ENTERPRISE		29.99	135,089.09
<a href="#">10-402-7070</a>		Mechanics Pay-As-You-Go				77,775.19	477,299.48	555,074.67
Post Date	Packet Number	Source Transaction	Pmt Number	Description	Vendor	Project Account	Amount	Running Balance
03/20/2023	APPKT02461	7281180	101337	10% OF TOTAL BID PRICE - 36MNZ40B-9H ...	VEN01461 - FLOWSERVE US INC	Influent Pumps 2023	30,001.00	107,776.19
03/20/2023	APPKT02461	7281181	101337	10% OF TOTAL BID PRICE - U-JOINT	VEN01461 - FLOWSERVE US INC	Influent Pumps 2023	12,134.90	119,911.09
03/22/2023	APPKT02461	3556C64355	101321	FLYGT EQUIPMENT - 70%	VEN01218 - XYLEM DEWATERING SOLUTIONS,...	New RAS Pumps 2023	378,371.08	498,282.17
03/29/2023	POPKT09852	394	2446	secondary clarifier #1 change to stainless s...	0600 - R & S GUNN, INC.	Primary & Secondary Cl...	5,240.00	503,522.17
03/29/2023	POPKT09852	394	2446	secondary clarifier #1 change to stainless s...	0600 - R & S GUNN, INC.	Primary & Secondary Cl...	3,712.50	507,234.67
03/29/2023	POPKT09852	394	2446	secondary clarifier #1 change to stainless s...	0600 - R & S GUNN, INC.	Primary & Secondary Cl...	12,840.00	520,074.67
03/29/2023	POPKT09852	394	2446	primary clarifier #1 change to stainless ste...	0600 - R & S GUNN, INC.	Primary & Secondary Cl...	2,070.00	522,144.67
03/29/2023	POPKT09852	394	2446	primary clarifier #1 change to stainless ste...	0600 - R & S GUNN, INC.	Primary & Secondary Cl...	5,480.00	527,624.67
03/29/2023	POPKT09852	394	2446	primary clarifier #1 change to stainless ste...	0600 - R & S GUNN, INC.	Primary & Secondary Cl...	27,450.00	555,074.67
<a href="#">10-403-4001</a>		Electrical Wages				77,526.94	60,271.61	137,798.55
Post Date	Packet Number	Source Transaction	Pmt Number	Description	Vendor	Project Account	Amount	Running Balance
03/02/2023	PYPKT00931	PYPKT00931 - Payroll 0...		PYPKT00931 - Payroll 03/02/2023 PP05 - P...			20,134.97	97,661.91
03/16/2023	PYPKT00938	PYPKT00938 - Payroll 0...		PYPKT00938 - Payroll 03/16/2023 - Pay 3/...			20,009.63	117,671.54
03/30/2023	PYPKT00945	PYPKT00945 - Payroll 0...		PYPKT00945 - Payroll 03/30/2023 - Pay 3/...			20,127.01	137,798.55
<a href="#">10-403-4002</a>		Electrical Overtime				674.72	212.16	886.88
Post Date	Packet Number	Source Transaction	Pmt Number	Description	Vendor	Project Account	Amount	Running Balance
03/30/2023	PYPKT00945	PYPKT00945 - Payroll 0...		PYPKT00945 - Payroll 03/30/2023 - Pay 3/...			212.16	886.88
<a href="#">10-403-4003</a>		Electrical Retirement				19,310.46	14,940.97	34,251.43
Post Date	Packet Number	Source Transaction	Pmt Number	Description	Vendor	Project Account	Amount	Running Balance
03/02/2023	PYPKT00931	PYPKT00931 - Payroll 0...		PYPKT00931 - Payroll 03/02/2023 PP05 - P...			4,973.75	24,284.21
03/16/2023	PYPKT00938	PYPKT00938 - Payroll 0...		PYPKT00938 - Payroll 03/16/2023 - Pay 3/...			4,942.42	29,226.63
03/30/2023	PYPKT00945	PYPKT00945 - Payroll 0...		PYPKT00945 - Payroll 03/30/2023 - Pay 3/...			5,024.80	34,251.43
<a href="#">10-403-4004</a>		Electrical Benefits				27,181.25	9,665.50	36,846.75
Post Date	Packet Number	Source Transaction	Pmt Number	Description	Vendor	Project Account	Amount	Running Balance
03/01/2023	APPKT02439	MAR23697	2380	EMPLOYEE ASSISTANCE COVERAGE - MAR...	0086 - BLOMQUIST HALE CONSULTING, INC.		29.51	27,210.76
03/02/2023	PYPKT00931	PYPKT00931 - Payroll 0...		PYPKT00931 - Payroll 03/02/2023 PP05 - P...			4,572.76	31,783.52
03/16/2023	PYPKT00938	PYPKT00938 - Payroll 0...		PYPKT00938 - Payroll 03/16/2023 - Pay 3/...			4,483.40	36,266.92
03/30/2023	PYPKT00945	PYPKT00945 - Payroll 0...		PYPKT00945 - Payroll 03/30/2023 - Pay 3/...			579.83	36,846.75
<a href="#">10-403-4021</a>		Electrical Uniforms				980.08	694.15	1,674.23
Post Date	Packet Number	Source Transaction	Pmt Number	Description	Vendor	Project Account	Amount	Running Balance
03/01/2023	APPKT02457	4148065502	101249	UNIFORMS - ELECTRIC DEPT.	0136 - CINTAS		122.51	1,102.59
03/08/2023	APPKT02457	4148753950	101249	UNIFORMS - ELECTRIC DEPT.	0136 - CINTAS		152.43	1,255.02
03/15/2023	APPKT02465	4149450365	101296	UNIFORMS - ELECTRICAL DEPT.	0136 - CINTAS		142.91	1,397.93

## Detail Report

Date Range: 03/01/2023 - 03/31/2023

Account	Name					Beginning Balance	Total Activity	Ending Balance
<a href="#">10-403-4021</a>	Electrical Uniforms - Continued					980.08	694.15	1,674.23
<b>Post Date</b>	<b>Packet Number</b>	<b>Source Transaction</b>	<b>Pmt Number</b>	<b>Description</b>	<b>Vendor</b>	<b>Project Account</b>	<b>Amount</b>	<b>Running Balance</b>
03/22/2023	APPKT02465	4150149456	101296	UNIFORMS - ELECTRICAL DEPT.	0136 - CINTAS		141.55	1,539.48
03/29/2023	APPKT02471	4150895964	101330	UNIFORMS - ELECTRICAL DEPT.	0136 - CINTAS		134.75	1,674.23
<a href="#">10-403-4023</a>	Electrical Memberships					170.00	50.00	220.00
<b>Post Date</b>	<b>Packet Number</b>	<b>Source Transaction</b>	<b>Pmt Number</b>	<b>Description</b>	<b>Vendor</b>	<b>Project Account</b>	<b>Amount</b>	<b>Running Balance</b>
03/13/2023	APPKT02471	03132023	2443	WASTEWATER OPERATOR CERTIFICATE R...	VEN01292 - MILLER, JUSTIN N		50.00	220.00
<a href="#">10-403-4100</a>	Electrical Contract Services					18,223.92	10,322.64	28,546.56
<b>Post Date</b>	<b>Packet Number</b>	<b>Source Transaction</b>	<b>Pmt Number</b>	<b>Description</b>	<b>Vendor</b>	<b>Project Account</b>	<b>Amount</b>	<b>Running Balance</b>
03/31/2023	POPKT09852	2023-3	2433	Main UV area PLC and channels	0090 - BOB RENWICK		339.84	18,563.76
03/31/2023	POPKT09852	2023-3	2433	Eggs Modicon upgrade	0090 - BOB RENWICK		5,310.00	23,873.76
03/31/2023	POPKT09852	2023-3	2433	RSS MODICON WORK	0090 - BOB RENWICK		4,672.80	28,546.56
<a href="#">10-403-4300</a>	Electrical Telephone					347.02	199.61	546.63
<b>Post Date</b>	<b>Packet Number</b>	<b>Source Transaction</b>	<b>Pmt Number</b>	<b>Description</b>	<b>Vendor</b>	<b>Project Account</b>	<b>Amount</b>	<b>Running Balance</b>
03/12/2023	APPKT02461	632728678	101247	ACCT#90236455; MARCH 2023	0124 - CENTURYLINK		147.41	494.43
03/29/2023	GLPKT05034	JN05628		Verizon Denny Stock			52.20	546.63
<a href="#">10-403-6200</a>	Electrical Tools & Small Equipment					421.77	885.47	1,307.24
<b>Post Date</b>	<b>Packet Number</b>	<b>Source Transaction</b>	<b>Pmt Number</b>	<b>Description</b>	<b>Vendor</b>	<b>Project Account</b>	<b>Amount</b>	<b>Running Balance</b>
03/01/2023	POPKT09709	9622957356	2396	19A827 air nozzle	0827 - GRAINGER		179.40	601.17
03/01/2023	POPKT09709	9622957356	2396	6ADF5 15' lock out cable	0827 - GRAINGER		72.84	674.01
03/01/2023	POPKT09709	9622957356	2396	6ADF4 6' lock out cable	0827 - GRAINGER		61.60	735.61
03/01/2023	POPKT09709	9622957356	2396	3APZ3 6" air nozzle	0827 - GRAINGER		41.31	776.92
03/08/2023	POPKT09749	INV12185640	101290	G3085451 TL1550B test leads	0883 - ZORO		309.99	1,086.91
03/15/2023	POPKT09792	3247192	101353	0015303 12" channel lock pliers	0534 - PLATT ELECTRIC SUPPLY		21.95	1,108.86
03/15/2023	POPKT09792	3247192	101353	0032184 hammer	0534 - PLATT ELECTRIC SUPPLY		42.99	1,151.85
03/17/2023	POPKT09792	3248772	101353	Item#0169147 Knipex 12 inch Cobra pliers	0534 - PLATT ELECTRIC SUPPLY		54.49	1,206.34
03/24/2023	POPKT09825	3251889	101353	2033439 Hammer	0534 - PLATT ELECTRIC SUPPLY		80.91	1,287.25
03/28/2023	POPKT09825	3U88295	101353	Item# 0031946 Klein flat blade screwdriver	0534 - PLATT ELECTRIC SUPPLY		19.99	1,307.24
<a href="#">10-403-6400</a>	Electrical Maintenance					136,788.68	21,970.03	158,758.71
<b>Post Date</b>	<b>Packet Number</b>	<b>Source Transaction</b>	<b>Pmt Number</b>	<b>Description</b>	<b>Vendor</b>	<b>Project Account</b>	<b>Amount</b>	<b>Running Balance</b>
03/01/2023	POPKT09660	6695-1051079	101355	PCR-075 3/4 Strut strap	0645 - ROYAL WHOLESALE ELECTRIC		121.12	136,909.80
03/01/2023	POPKT09660	6695-1051079	101355	PCR-100 1 strut straps	0645 - ROYAL WHOLESALE ELECTRIC		174.41	137,084.21
03/01/2023	POPKT09709	9624683232	2409	Part # J197150LA Calibration Gas Methane	0827 - GRAINGER		166.43	137,250.64
03/01/2023	POPKT09749	9625699708	2409	blower	0827 - GRAINGER		143.42	137,394.06
03/02/2023	POPKT09709	3237633	101273	0339380 Single gang box	0534 - PLATT ELECTRIC SUPPLY		59.89	137,453.95
03/02/2023	POPKT09709	3237633	101273	0280034 Round box	0534 - PLATT ELECTRIC SUPPLY		18.83	137,472.78
03/02/2023	POPKT09709	3237633	101273	0039370 Lamp guard	0534 - PLATT ELECTRIC SUPPLY		49.36	137,522.14
03/02/2023	POPKT09709	3237633	101273	0221243 Lamp base	0534 - PLATT ELECTRIC SUPPLY		3.98	137,526.12
03/02/2023	POPKT09709	3237675	101273	0378200 Single gang box	0534 - PLATT ELECTRIC SUPPLY		40.66	137,566.78
03/03/2023	POPKT09741	3T02433	101273	0291542 Double gang box	0534 - PLATT ELECTRIC SUPPLY		29.27	137,596.05



# Detail Report

Date Range: 03/01/2023 - 03/31/2023

Account		Name				Beginning Balance	Total Activity	Ending Balance
<u>10-403-6400</u>		Electrical Maintenance - Continued				136,788.68	21,970.03	158,758.71
Post Date	Packet Number	Source Transaction	Pmt Number	Description	Vendor	Project Account	Amount	Running Balance
03/04/2023	POPKT09761	5900374780	101284	W/O 50167 syringe	0852 - WEIDMANN ELECTRICAL TECHNOLOGY		301.50	137,897.55
03/06/2023	POPKT09741	9629899858	2409	GFCI COVERS	0827 - GRAINGER		36.05	137,933.60
03/06/2023	POPKT09741	S8044847.001	101250	290833	0146 - CODALE ELECTRIC SUPPLY, INC.		336.00	138,269.60
03/07/2023	POPKT09761	3239380	101273	0629443 Mounting base	0534 - PLATT ELECTRIC SUPPLY		225.60	138,495.20
03/08/2023	POPKT09741	9629899841	2409	box cover	0827 - GRAINGER		35.20	138,530.40
03/10/2023	POPKT09741	S8042905.001	101250	12886 FD3 1" hub box	0146 - CODALE ELECTRIC SUPPLY, INC.		58.80	138,589.20
03/08/2023	POPKT09761	3241643	101273	0811018 Lamp holder	0534 - PLATT ELECTRIC SUPPLY		11.72	138,600.92
03/08/2023	POPKT09761	3241781	101273	0003245 2" conduit body TB	0534 - PLATT ELECTRIC SUPPLY		108.16	138,709.08
03/08/2023	POPKT09761	3241781	101273	0002879 conduit body gasket	0534 - PLATT ELECTRIC SUPPLY		5.42	138,714.50
03/08/2023	POPKT09761	3242623	101273	0002879 gaskets	0534 - PLATT ELECTRIC SUPPLY		27.10	138,741.60
03/08/2023	POPKT09761	3242623	101273	0002996 covers	0534 - PLATT ELECTRIC SUPPLY		89.15	138,830.75
03/08/2023	POPKT09761	9633331476	2409	light bulbs	0827 - GRAINGER		14.26	138,845.01
03/10/2023	POPKT09761	3244525	101273	0016276 2" service entrance cap	0534 - PLATT ELECTRIC SUPPLY		20.05	138,865.06
03/13/2023	POPKT09761	9637566424	2424	Circuit Breaker	0827 - GRAINGER		55.14	138,920.20
03/13/2023	POPKT09792	9637566416	2424	CIRCUIT BREAKER	0827 - GRAINGER		54.14	138,974.34
03/14/2023	POPKT09761	210265	101361	3/8" x 3 1/2" 304 stainless wedge anchor	0770 - UINTAH FASTENERS & SUPPLY		160.00	139,134.34
03/14/2023	POPKT09792	Y652146	101353	0639886 Lock out tags	0534 - PLATT ELECTRIC SUPPLY		175.35	139,309.69
03/14/2023	POPKT09792	Y652146	101353	2030524 6 ea. Lock set	0534 - PLATT ELECTRIC SUPPLY		256.79	139,566.48
03/14/2023	POPKT09792	Y652146	101353	2030484 12 ea. Lock set	0534 - PLATT ELECTRIC SUPPLY		73.38	139,639.86
03/15/2023	POPKT09761	0640001-IN	101255	03045DSR41A-P 30 HP Toshiba	0214 - DYKMAN ELECTRICAL, INC.		2,151.00	141,790.86
03/15/2023	POPKT09761	143166	101285	P&S CSB15AC1-W 15A 120/277VAC B+S	0855 - WESCO DISTRIBUTION, INC.		43.90	141,834.76
03/15/2023	POPKT09761	143166	101285	P&S CSB20AC1-W 20A 120/277VAC B+S	0855 - WESCO DISTRIBUTION, INC.		30.00	141,864.76
03/15/2023	POPKT09792	3246527	101353	Platt #0564942 ABB MS116-10	0534 - PLATT ELECTRIC SUPPLY		476.01	142,340.77
03/15/2023	POPKT09792	3247195	101353	0676009 1 x 3/4 reducing washer	0534 - PLATT ELECTRIC SUPPLY		3.20	142,343.97
03/15/2023	POPKT09792	3247195	101353	0676006 3/4 x 1/2 reducing washer	0534 - PLATT ELECTRIC SUPPLY		1.99	142,345.96
03/15/2023	POPKT09792	3247195	101353	0676008 1 x 1/2 reducing washer	0534 - PLATT ELECTRIC SUPPLY		3.20	142,349.16
03/15/2023	POPKT09792	9641494787	2435	Item# 5UCJ7 : Red tape for Brady label ma...	0827 - GRAINGER		128.12	142,477.28
03/16/2023	POPKT09792	3229338	101273	Item #: 0002392 3/4", 30 Amp Mounting ...	0534 - PLATT ELECTRIC SUPPLY		48.73	142,526.01
03/16/2023	POPKT09792	3229338	101273	Item #: 0002388 Pin & Sleeve Receptacle	0534 - PLATT ELECTRIC SUPPLY		239.00	142,765.01
03/17/2023	POPKT09792	3U12945	101353	0078737 conduit body cover	0534 - PLATT ELECTRIC SUPPLY		26.15	142,791.16
03/20/2023	POPKT09792	6695-1050735	101355	A48P36 Hoffman back plane	0645 - ROYAL WHOLESALE ELECTRIC		345.33	143,136.49
03/20/2023	POPKT09792	6695-1050735	101355	A483620LP Hoffman box	0645 - ROYAL WHOLESALE ELECTRIC		1,689.00	144,825.49
03/20/2023	POPKT09792	9644828486	2435	1MYE3 Tough guy sleeve	0827 - GRAINGER		33.18	144,858.67
03/20/2023	POPKT09792	9644828486	2435	45AR04 WYPALL dry wipes	0827 - GRAINGER		147.26	145,005.93
03/20/2023	POPKT09792	9644828486	2435	55YE80 Goof off	0827 - GRAINGER		16.66	145,022.59
03/20/2023	POPKT09792	9644828486	2435	1MYE1 Tough guy duster	0827 - GRAINGER		61.40	145,083.99
03/20/2023	POPKT09825	239681	101301	Gas Detector	VEN01365 - GK TECHSTAR, LLC		4,104.65	149,188.64
03/21/2023	POPKT09792	9647300004	2435	Item# 5VU37 Safety Pin, 5/16in dia, 2-3/4i...	0827 - GRAINGER		15.57	149,204.21
03/23/2023	POPKT09825	9650378640	2435	43NT41 ZEP surface cleaner	0827 - GRAINGER		151.05	149,355.26
03/23/2023	POPKT09825	9650378657	2435	32FA83 Enclosure	0827 - GRAINGER		88.21	149,443.47
03/24/2023	POPKT09825	S8057734.001	101331	Philips F32T8/adv841/ew bulb Codale lte...	0146 - CODALE ELECTRIC SUPPLY, INC.		462.60	149,906.07
03/27/2023	POPKT09825	6695-1053438	101355	THHN4BLA #4 THHN wire	0645 - ROYAL WHOLESALE ELECTRIC		60.00	149,966.07

Detail Report

Date Range: 03/01/2023 - 03/31/2023

Account		Name				Beginning Balance	Total Activity	Ending Balance
<a href="#">10-403-6400</a>		Electrical Maintenance - Continued				136,788.68	21,970.03	158,758.71
Post Date	Packet Number	Source Transaction	Pmt Number	Description	Vendor	Project Account	Amount	Running Balance
03/27/2023	POPKT09825	9653452152	2435	Item# 5VU37 Safety Pin, 5/16in dia, 2-3/4i...	0827 - GRAINGER		1.73	149,967.80
03/27/2023	POPKT09825	9653452178	2435	32FT21 back panel	0827 - GRAINGER		7.59	149,975.39
03/27/2023	POPKT09825	S8006037.001	101331	B Line unistrut base B280SQSS4	0146 - CODALE ELECTRIC SUPPLY, INC.		171.75	150,147.14
03/29/2023	GLPKT05034	JN05628		mcdonalds loto training meal			145.62	150,292.76
03/29/2023	GLPKT05034	JN05628		my sugar donut team meeting treat			18.83	150,311.59
03/29/2023	POPKT09846	INV0013568	DFT0001733	ELEC. SAFETY SIGNS	0784 - US BANK		479.40	150,790.99
03/30/2023	POPKT09852	SS000427857	2448	C&D UPS12-350MR Batteries	0863 - WHEELER MACHINERY CO.		531.92	151,322.91
03/30/2023	POPKT09852	SS000427857	2448	DPS10113 Display Screen	0863 - WHEELER MACHINERY CO.		1,117.67	152,440.58
03/30/2023	POPKT09852	SS000427857	2448	Labor For screen and kirk keys	0863 - WHEELER MACHINERY CO.		1,500.00	153,940.58
03/30/2023	POPKT09852	SS000427857	2448	12HX400 FR Batteries	0863 - WHEELER MACHINERY CO.		730.65	154,671.23
03/30/2023	POPKT09852	SS000427857	2448	12HX150 Batteries	0863 - WHEELER MACHINERY CO.		4,087.48	158,758.71
<a href="#">10-404-4001</a>		Building & Grounds Wages				26,189.97	19,368.92	45,558.89
Post Date	Packet Number	Source Transaction	Pmt Number	Description	Vendor	Project Account	Amount	Running Balance
03/02/2023	PYPKT00931	PYPKT00931 - Payroll 0...		PYPKT00931 - Payroll 03/02/2023 PP05 - P...			6,441.64	32,631.61
03/16/2023	PYPKT00938	PYPKT00938 - Payroll 0...		PYPKT00938 - Payroll 03/16/2023 - Pay 3/...			6,441.64	39,073.25
03/30/2023	PYPKT00945	PYPKT00945 - Payroll 0...		PYPKT00945 - Payroll 03/30/2023 - Pay 3/...			6,485.64	45,558.89
<a href="#">10-404-4002</a>		Building & Grounds Overtime				61.45	1,168.14	1,229.59
Post Date	Packet Number	Source Transaction	Pmt Number	Description	Vendor	Project Account	Amount	Running Balance
03/02/2023	PYPKT00931	PYPKT00931 - Payroll 0...		PYPKT00931 - Payroll 03/02/2023 PP05 - P...			348.74	410.19
03/16/2023	PYPKT00938	PYPKT00938 - Payroll 0...		PYPKT00938 - Payroll 03/16/2023 - Pay 3/...			409.70	819.89
03/30/2023	PYPKT00945	PYPKT00945 - Payroll 0...		PYPKT00945 - Payroll 03/30/2023 - Pay 3/...			409.70	1,229.59
<a href="#">10-404-4003</a>		Building & Grounds Retirement				6,422.94	5,134.27	11,557.21
Post Date	Packet Number	Source Transaction	Pmt Number	Description	Vendor	Project Account	Amount	Running Balance
03/02/2023	PYPKT00931	PYPKT00931 - Payroll 0...		PYPKT00931 - Payroll 03/02/2023 PP05 - P...			1,697.59	8,120.53
03/16/2023	PYPKT00938	PYPKT00938 - Payroll 0...		PYPKT00938 - Payroll 03/16/2023 - Pay 3/...			1,712.84	9,833.37
03/30/2023	PYPKT00945	PYPKT00945 - Payroll 0...		PYPKT00945 - Payroll 03/30/2023 - Pay 3/...			1,723.84	11,557.21
<a href="#">10-404-4004</a>		Building & Grounds Benefits				18,250.58	6,094.07	24,344.65
Post Date	Packet Number	Source Transaction	Pmt Number	Description	Vendor	Project Account	Amount	Running Balance
03/01/2023	APPKT02439	MAR23697	2380	EMPLOYEE ASSISTANCE COVERAGE - MAR...	0086 - BLOMQUIST HALE CONSULTING, INC.		19.51	18,270.09
03/02/2023	PYPKT00931	PYPKT00931 - Payroll 0...		PYPKT00931 - Payroll 03/02/2023 PP05 - P...			2,963.28	21,233.37
03/16/2023	PYPKT00938	PYPKT00938 - Payroll 0...		PYPKT00938 - Payroll 03/16/2023 - Pay 3/...			2,911.86	24,145.23
03/30/2023	PYPKT00945	PYPKT00945 - Payroll 0...		PYPKT00945 - Payroll 03/30/2023 - Pay 3/...			199.42	24,344.65
<a href="#">10-404-4021</a>		Building & Grounds Uniforms				864.44	534.03	1,398.47
Post Date	Packet Number	Source Transaction	Pmt Number	Description	Vendor	Project Account	Amount	Running Balance
03/01/2023	APPKT02457	4148065507	101249	UNIFORMS - MECHANIC DEPT.	0136 - CINTAS		101.81	966.25
03/08/2023	APPKT02457	4148754105	101249	MECHANICS DEPT UNIROMS	0136 - CINTAS		114.30	1,080.55
03/15/2023	APPKT02465	4149450485	101296	UNIFORMS - MECHANICS DEPT.	0136 - CINTAS		101.81	1,182.36
03/22/2023	APPKT02465	4150149634	101296	UNIFORMS - MECHANICS DEPT.	0136 - CINTAS		114.30	1,296.66

## Detail Report

Date Range: 03/01/2023 - 03/31/2023

Account						Beginning Balance	Total Activity	Ending Balance
<a href="#">10-404-4021</a> Building & Grounds Uniforms - Continued						864.44	534.03	1,398.47
Post Date	Packet Number	Source Transaction	Pmt Number	Description	Vendor	Project Account	Amount	Running Balance
03/29/2023	APPKT02471	4150896076	101330	UNIFORMS - MECHANIC DEPT.	0136 - CINTAS		101.81	1,398.47
<a href="#">10-404-4025</a> Building & Grounds Janitorial						7,028.40	6,617.80	13,646.20
Post Date	Packet Number	Source Transaction	Pmt Number	Description	Vendor	Project Account	Amount	Running Balance
03/13/2023	POPKT09761	209089	101310	LIVI Premium Bleached Multi-Fold Towel	0496 - NUTECH SPECIALTIES, INC		133.60	7,162.00
03/13/2023	POPKT09761	209089	101310	1080 Kleenex White Hardwound Roll Tow...	0496 - NUTECH SPECIALTIES, INC		980.82	8,142.82
03/13/2023	POPKT09761	209089	101310	Fuel Surcharge	0496 - NUTECH SPECIALTIES, INC		10.00	8,152.82
03/13/2023	POPKT09761	209089	101310	Livi Select Bath Tissue 2-ply 80/cs	0496 - NUTECH SPECIALTIES, INC		510.00	8,662.82
03/15/2023	APPKT02457	710474	101221	JANITORIAL SERVICE - FEB. 2023	0355 - AMERICAN MAINTENANCE		3,852.24	12,515.06
03/20/2023	POPKT09792	9644828478	2435	Laundry Detergents for stock 2 BOX	0827 - GRAINGER		210.04	12,725.10
03/20/2023	POPKT09792	9645583718	2435	10/15gal 50 per Box TRASH BAGS (31DK53)	0827 - GRAINGER		311.10	13,036.20
03/20/2023	POPKT09792	9645583718	2435	55 gal Garbage Bags Trash (# 31DK61 Grai...	0827 - GRAINGER		283.74	13,319.94
03/29/2023	POPKT09846	INV0013566	DFT0001733	CloroxPro	0784 - US BANK		121.62	13,441.56
03/29/2023	POPKT09852	209662	101349	JOHNSON BRAKE CLNR. 12/CS	0496 - NUTECH SPECIALTIES, INC		71.04	13,512.60
03/29/2023	POPKT09852	209662	101349	LIVI Premium Bleached Multi-Fold Towel	0496 - NUTECH SPECIALTIES, INC		133.60	13,646.20
<a href="#">10-404-4100</a> Building & Grounds Contract Services						2,522.88	1,245.14	3,768.02
Post Date	Packet Number	Source Transaction	Pmt Number	Description	Vendor	Project Account	Amount	Running Balance
03/15/2023	APPKT02457	0002717386	101218	ACCT# 007034, DISPOSAL SERVICE - MAR...	0016 - ACE DISPOSAL INC		1,245.14	3,768.02
<a href="#">10-404-4300</a> Building & Grounds Telephone						32.64	16.32	48.96
Post Date	Packet Number	Source Transaction	Pmt Number	Description	Vendor	Project Account	Amount	Running Balance
03/12/2023	APPKT02461	632728678	101247	ACCT#90236455; MARCH 2023	0124 - CENTURYLINK		16.32	48.96
<a href="#">10-404-6400</a> Building & Grounds Maintenance						3,635.74	4,784.98	8,420.72
Post Date	Packet Number	Source Transaction	Pmt Number	Description	Vendor	Project Account	Amount	Running Balance
03/02/2023	POPKT09709	9622700723	2396	95% Eff Filter 20x20x12 (2JTU4)	0827 - GRAINGER		395.24	4,030.98
03/02/2023	POPKT09749	9627655286	2409	Filter - 20x25x2 (2W233 Grainger)	0827 - GRAINGER		526.08	4,557.06
03/02/2023	POPKT09749	9627655286	2409	Filter - 20x24x2 (Grainger 5W515)	0827 - GRAINGER		188.64	4,745.70
03/02/2023	POPKT09749	9627655286	2409	Filter - 24x24x2 (6B924 Grainger)	0827 - GRAINGER		595.20	5,340.90
03/02/2023	POPKT09749	9627655286	2409	16x25x2 (Grainger 2W231)	0827 - GRAINGER		168.48	5,509.38
03/02/2023	POPKT09749	9627655286	2409	24x24x4 (Grainger 2W239)	0827 - GRAINGER		298.56	5,807.94
03/08/2023	POPKT09749	9627722102	2409	Filter 20X25X4 MERV 10 (4YU27)	0827 - GRAINGER		147.96	5,955.90
03/08/2023	POPKT09761	9633331468	2409	#28896 Filter 16x30x1 (1TBE9)	0827 - GRAINGER		80.04	6,035.94
03/16/2023	POPKT09792	1337050	101317	Amine 2, 4-D 2.5 Gal.	0723 - STEVE REAGAN COMPANY		820.96	6,856.90
03/16/2023	POPKT09792	1337050	101317	Hi Yield Super Concentrate Killz All 2.5Gal	0723 - STEVE REAGAN COMPANY		976.00	7,832.90
03/20/2023	POPKT09792	9645583718	2435	16x20x2 2W230	0827 - GRAINGER		176.40	8,009.30
03/21/2023	POPKT09825	198068	101339	Keys copied for Phil	0288 - GLENS KEYS LOCKS AND SAFES		17.82	8,027.12
03/24/2023	POPKT09825	24769	101291	Station out of service.	0003 - A&H SIGN		46.50	8,073.62
03/24/2023	POPKT09825	24769	101291	Do not shut off water.	0003 - A&H SIGN		32.70	8,106.32
03/24/2023	POPKT09825	24769	101291	cwrf employee parking only.	0003 - A&H SIGN		118.50	8,224.82
03/29/2023	GLPKT05034	JN05628		water specialties building water			18.54	8,243.36
03/29/2023	GLPKT05034	JN05628		home depot sandpaper			27.82	8,271.18



## Detail Report

Date Range: 03/01/2023 - 03/31/2023

Account	Name					Beginning Balance	Total Activity	Ending Balance
<a href="#">10-404-6400</a>	Building & Grounds Maintenance - Continued					3,635.74	4,784.98	8,420.72
<b>Post Date</b>	<b>Packet Number</b>	<b>Source Transaction</b>	<b>Pmt Number</b>	<b>Description</b>	<b>Vendor</b>	<b>Project Account</b>	<b>Amount</b>	<b>Running Balance</b>
03/29/2023	POPKT09852	22167930	101348	Grey paint, yellow paint	0480 - NATIONAL CCATING & SUPPLIES		78.18	8,349.36
03/29/2023	POPKT09852	22167930	101348	Grey paint, yellow paint	0480 - NATIONAL CCATING & SUPPLIES		71.36	8,420.72
<a href="#">10-405-4001</a>	Biosolids & Compost Wages					€3,321.18	52,613.55	115,934.73
<b>Post Date</b>	<b>Packet Number</b>	<b>Source Transaction</b>	<b>Pmt Number</b>	<b>Description</b>	<b>Vendor</b>	<b>Project Account</b>	<b>Amount</b>	<b>Running Balance</b>
03/02/2023	PYPKT00931	PYPKT00931 - Payroll O...		PYPKT00931 - Payroll 03/02/2023 PP05 - P...			16,061.30	79,382.48
03/16/2023	PYPKT00938	PYPKT00938 - Payroll O...		PYPKT00938 - Payroll 03/16/2023 - Pay 3/...			17,114.66	96,497.14
03/30/2023	PYPKT00945	PYPKT00945 - Payroll O...		PYPKT00945 - Payroll 03/30/2023 - Pay 3/...			19,437.59	115,934.73
<a href="#">10-405-4002</a>	Biosolids & Compost Overtime					2,196.74	1,154.00	3,350.74
<b>Post Date</b>	<b>Packet Number</b>	<b>Source Transaction</b>	<b>Pmt Number</b>	<b>Description</b>	<b>Vendor</b>	<b>Project Account</b>	<b>Amount</b>	<b>Running Balance</b>
03/02/2023	PYPKT00931	PYPKT00931 - Payroll O...		PYPKT00931 - Payroll 03/02/2023 PP05 - P...			173.25	2,369.99
03/16/2023	PYPKT00938	PYPKT00938 - Payroll O...		PYPKT00938 - Payroll 03/16/2023 - Pay 3/...			394.76	2,764.75
03/30/2023	PYPKT00945	PYPKT00945 - Payroll O...		PYPKT00945 - Payroll 03/30/2023 - Pay 3/...			585.99	3,350.74
<a href="#">10-405-4003</a>	Biosolids & Compost Retirement					16,379.52	12,316.32	28,695.84
<b>Post Date</b>	<b>Packet Number</b>	<b>Source Transaction</b>	<b>Pmt Number</b>	<b>Description</b>	<b>Vendor</b>	<b>Project Account</b>	<b>Amount</b>	<b>Running Balance</b>
03/02/2023	PYPKT00931	PYPKT00931 - Payroll O...		PYPKT00931 - Payroll 03/02/2023 PP05 - P...			4,058.65	20,438.17
03/16/2023	PYPKT00938	PYPKT00938 - Payroll O...		PYPKT00938 - Payroll 03/16/2023 - Pay 3/...			4,099.91	24,538.08
03/30/2023	PYPKT00945	PYPKT00945 - Payroll O...		PYPKT00945 - Payroll 03/30/2023 - Pay 3/...			4,157.76	28,695.84
<a href="#">10-405-4004</a>	Biosolids & Compost Benefits					€3,065.80	14,316.50	57,382.30
<b>Post Date</b>	<b>Packet Number</b>	<b>Source Transaction</b>	<b>Pmt Number</b>	<b>Description</b>	<b>Vendor</b>	<b>Project Account</b>	<b>Amount</b>	<b>Running Balance</b>
03/01/2023	APPKT02439	MAR23697	2380	EMPLOYEE ASSISTANCE COVERAGE - MAR...	0086 - BLOMQUIST HALE CONSULTING, INC.		29.51	43,095.31
03/02/2023	PYPKT00931	PYPKT00931 - Payroll O...		PYPKT00931 - Payroll 03/02/2023 PP05 - P...			6,904.97	50,000.28
03/16/2023	PYPKT00938	PYPKT00938 - Payroll O...		PYPKT00938 - Payroll 03/16/2023 - Pay 3/...			6,835.08	56,835.36
03/30/2023	PYPKT00945	PYPKT00945 - Payroll O...		PYPKT00945 - Payroll 03/30/2023 - Pay 3/...			546.94	57,382.30
<a href="#">10-405-4021</a>	Biosolids & Compost Uniforms					1,272.58	610.55	1,883.13
<b>Post Date</b>	<b>Packet Number</b>	<b>Source Transaction</b>	<b>Pmt Number</b>	<b>Description</b>	<b>Vendor</b>	<b>Project Account</b>	<b>Amount</b>	<b>Running Balance</b>
03/01/2023	APPKT02457	4148065409	101249	UNIFORMS - BIO SOLID	0136 - CINTAS		79.14	1,351.72
03/01/2023	APPKT02457	4148065935	101249	UNIFORMS - OPERATION DEPT.	0136 - CINTAS		9.86	1,361.58
03/08/2023	APPKT02457	4148754034	101249	UNIFORMS - BIO SOLID DEPT.	0136 - CINTAS		89.13	1,450.71
03/08/2023	APPKT02457	4148754403	101249	OPERATION DEPT. UNIROMS	0136 - CINTAS		10.28	1,460.99
03/15/2023	APPKT02465	4149450347	101296	UNIFORMS - BIO SOLID DEPT.	0136 - CINTAS		79.14	1,540.13
03/15/2023	APPKT02465	4149450913	101296	UNIFORMS - OPRATION DEPT.	0136 - CINTAS		9.98	1,550.11
03/22/2023	APPKT02465	4150149463	101296	UNIFORMS - BIO SOLID DEPT.	0136 - CINTAS		89.13	1,639.24
03/22/2023	APPKT02465	4150149849	101296	UNIFORMS - OPERATION DEPT.	0136 - CINTAS		10.28	1,649.52
03/29/2023	GLPKT05034	JN05628		IFA andy boots			144.49	1,794.01
03/29/2023	APPKT02471	4150896013	101330	UNIFORMS - BIO SOLID DEPT.	0136 - CINTAS		79.14	1,873.15
03/29/2023	APPKT02471	4150896515	101330	UNIFORMS - OPERATION DEPT.	0136 - CINTAS		9.98	1,883.13



## Detail Report

Date Range: 03/01/2023 - 03/31/2023

Account		Name				Beginning Balance	Total Activity	Ending Balance
<a href="#">10-405-4022</a>		Biosolids & Compost Travel and Learning				0.00	1,711.30	1,711.30
Post Date	Packet Number	Source Transaction	Pmt Number	Description	Vendor	Project Account	Amount	Running Balance
03/29/2023	GLPKT05034	JN05628		weau mike e. conf.			90.00	90.00
03/29/2023	GLPKT05034	JN05628		wef reg mike e. conf.			865.00	955.00
03/29/2023	GLPKT05034	JN05628		delta bryan m. conf.			706.30	1,661.30
03/30/2023	APPKT02471	03302023	2441	WW GRADE 4 RENEW	VEN0449 - MICHAEL EARL		50.00	1,711.30
<a href="#">10-405-4024</a>		Biosolids & Compost Credit Card Fees				1,131.76	382.23	1,513.99
Post Date	Packet Number	Source Transaction	Pmt Number	Description	Vendor	Project Account	Amount	Running Balance
03/07/2023	BRPKT00057	Checking Acctcc fees		cc fees			134.88	1,266.64
03/10/2023	BRPKT00057	Checking Acctcc fees		cc fees			220.03	1,486.67
03/28/2023	BRPKT00057	Checking Acctbank fees		bank fees			27.32	1,513.99
<a href="#">10-405-4027</a>		Biosolids & Compost Supplies				420.50	316.99	737.49
Post Date	Packet Number	Source Transaction	Pmt Number	Description	Vendor	Project Account	Amount	Running Balance
03/14/2023	POPKT09792	9639100834	2435	1 Gallon Zip lock bags	0827 - GRAINGER		55.46	475.96
03/20/2023	APPKT02471	301975072001	101350	POSTER	0499 - OFFICE DEPOT		90.89	566.85
03/29/2023	POPKT09846	INV0013562	DFT0001733	Saft Is14500 3.6V AA batteries 10 pack	0784 - US BANK		170.64	737.49
<a href="#">10-405-4300</a>		Biosolids & Compost Telephone				2,622.37	722.06	3,344.43
Post Date	Packet Number	Source Transaction	Pmt Number	Description	Vendor	Project Account	Amount	Running Balance
03/01/2023	APPKT02446	342000038512	101214	ACCT#100000124710, VEHICLE TRACKING ...	0817 - VERIZON WIRELESS		431.10	3,053.47
03/01/2023	APPKT02457	009827	101220	ACCT#CVW100;CONNECTPLUS - 6 RADIOS	VEN01224 - ALPHA COMMUNICATION SITES, ...		115.00	3,168.47
03/02/2023	PYPKT00931	PYPKT00931 - Payroll 0...		PYPKT00931 - Payroll 03/02/2023 PP05 - P...			22.15	3,190.62
03/12/2023	APPKT02461	632728678	101247	ACCT#90236455; MARCH 2023	0124 - CENTURYLINK		57.31	3,247.93
03/16/2023	PYPKT00938	PYPKT00938 - Payroll 0...		PYPKT00938 - Payroll 03/16/2023 - Pay 3/...			22.15	3,270.08
03/29/2023	GLPKT05034	JN05628		Verizon compost compost			52.20	3,322.28
03/30/2023	PYPKT00945	PYPKT00945 - Payroll 0...		PYPKT00945 - Payroll 03/30/2023 - Pay 3/...			22.15	3,344.43
<a href="#">10-405-6100</a>		Biosolids & Compost Tipping Fees				24,062.96	19,458.39	43,521.35
Post Date	Packet Number	Source Transaction	Pmt Number	Description	Vendor	Project Account	Amount	Running Balance
03/01/2023	APPKT02457	113	101287	WET BIOSOLIDS RECEIVED - FEB. 2023	0859 - WESTERN BASIN LAND & LIVESTOCK		19,458.39	43,521.35
<a href="#">10-405-6400</a>		Biosolids & Compost Maintenance				33,534.98	22,861.52	56,396.50
Post Date	Packet Number	Source Transaction	Pmt Number	Description	Vendor	Project Account	Amount	Running Balance
03/02/2023	POPKT09761	1457320	101260	HYD. filter AT209204	0324 - HONNEN EQUIPMENT		110.24	33,645.22
03/02/2023	POPKT09761	1457320	101260	oil filter DZ118286	0324 - HONNEN EQUIPMENT		47.72	33,692.94
03/02/2023	POPKT09761	1457320	101260	Trans. filter AT468647	0324 - HONNEN EQUIPMENT		58.63	33,751.57
03/02/2023	POPKT09761	1457320	101260	Fuel filter RE62419	0324 - HONNEN EQUIPMENT		28.75	33,780.32
03/02/2023	POPKT09761	1457320	101260	SEAL	0324 - HONNEN EQUIPMENT		5.55	33,785.87
03/02/2023	POPKT09761	1457320	101260	cab air filter T156471	0324 - HONNEN EQUIPMENT		52.51	33,838.38
03/03/2023	POPKT09761	33733	101272	W/o #51215 Rotomix Radiator	VEN01384 - ONSITE FLEET MANAGEMENT		3,011.22	36,849.60
03/03/2023	APPKT02461	33732	101272	TRUCK#97 TRAILER REPAIR	VEN01384 - ONSITE FLEET MANAGEMENT		1,705.18	38,554.78
03/06/2023	POPKT09741	1458127	101260	Ant. freeze TY26576	0324 - HONNEN EQUIPMENT		82.78	38,637.56
03/06/2023	APPKT02461	33739	101272	TRUCK#54, OIL AND FILTER CHANGE	VEN01384 - ONSITE FLEET MANAGEMENT		535.19	39,172.75

Detail Report

Date Range: 03/01/2023 - 03/31/2023

Account		Name				Beginning Balance	Total Activity	Ending Balance
10-405-6400		Biosolids & Compost Maintenance - Continued				33,534.98	22,861.52	56,396.50
Post Date	Packet Number	Source Transaction	Pmt Number	Description	Vendor	Project Account	Amount	Running Balance
03/08/2023	POPKT09741	1458128	101260	AT178583 OUTER	0324 - HONNEN EQUIPMENT		66.59	39,239.34
03/08/2023	POPKT09741	1458128	101260	AT178584 AIR FILTER	0324 - HONNEN EQUIPMENT		43.27	39,282.61
03/08/2023	POPKT09741	1458128	101260	Fuel Filter RE62424	0324 - HONNEN EQUIPMENT		30.21	39,312.82
03/08/2023	POPKT09741	1458481	101260	RE43497 fan switch	0324 - HONNEN EQUIPMENT		53.60	39,366.42
03/14/2023	POPKT09792	1460649	101343	Rad. over flow AT166459	0324 - HONNEN EQUIPMENT		219.28	39,585.70
03/14/2023	POPKT09792	1460726	101343	RE539279 OIL FILTER	0324 - HONNEN EQUIPMENT		55.46	39,641.16
03/14/2023	POPKT09792	1460729	101343	AT222722 air filter	0324 - HONNEN EQUIPMENT		159.88	39,801.04
03/14/2023	POPKT09792	1460729	101343	AT203470 air filter inner	0324 - HONNEN EQUIPMENT		78.22	39,879.26
03/14/2023	POPKT09792	1460731	101343	AT468647 filter	0324 - HONNEN EQUIPMENT		234.52	40,113.78
03/14/2023	POPKT09792	1460731	101343	RE539465 filter	0324 - HONNEN EQUIPMENT		202.24	40,316.02
03/14/2023	POPKT09792	1460731	101343	DZ112918 Filter Element	0324 - HONNEN EQUIPMENT		254.18	40,570.20
03/14/2023	POPKT09792	1460731	101343	AT489922 filter	0324 - HONNEN EQUIPMENT		461.80	41,032.00
03/14/2023	POPKT09792	1460731	101343	RE572785 filter	0324 - HONNEN EQUIPMENT		163.18	41,195.18
03/15/2023	POPKT09761	0095778	101253	55 GAL WINDSHIELD FLUID	0170 - CRUS OIL INC.		157.45	41,352.63
03/15/2023	POPKT09761	607550	101257	Filter Fuel Gehl#2 (napa 600147)	0282 - GENUINE PARTS CO.		38.99	41,391.62
03/15/2023	POPKT09792	INV133059	2434	81296-24 grate 1.25X2.00 hex	0294 - GOODFELLOW CORP		5,453.02	46,844.64
03/15/2023	POPKT09792	INV133059	2434	114541 81197-01 anvil 4710	0294 - GOODFELLOW CORP		706.26	47,550.90
03/15/2023	POPKT09792	INV133059	2434	C12F0488a bolt,hxhv	0294 - GOODFELLOW CORP		38.79	47,589.69
03/15/2023	POPKT09792	INV133059	2434	I1200000A washer	0294 - GOODFELLOW CORP		7.56	47,597.25
03/15/2023	POPKT09792	INV133059	2434	P12F0008A nut,crimp	0294 - GOODFELLOW CORP		11.70	47,608.95
03/15/2023	APPKT02471	33817	101351	74 VIN:MN211166 SERVICE	VEN01384 - ONSITE FLEET MANAGEMENT		795.00	48,403.95
03/15/2023	APPKT02471	33818	101351	97 SERVICE	VEN01384 - ONSITE FLEET MANAGEMENT		63.50	48,467.45
03/16/2023	POPKT09792	1460732	101343	Filter Oil RE504836	0324 - HONNEN EQUIPMENT		43.44	48,510.89
03/16/2023	POPKT09792	1460732	101343	filter Fuel Kit 624K ( PT# RE541746)	0324 - HONNEN EQUIPMENT		102.65	48,613.54
03/16/2023	POPKT09792	1460732	101343	Filter Air 624K AT178517 (Inner)	0324 - HONNEN EQUIPMENT		51.32	48,664.86
03/16/2023	POPKT09792	1460732	101343	Fuel Filter RE509031	0324 - HONNEN EQUIPMENT		58.06	48,722.92
03/16/2023	POPKT09792	1460732	101343	Filter Air 624K PT# AT178516 (outer)	0324 - HONNEN EQUIPMENT		63.28	48,786.20
03/17/2023	APPKT02471	33831	101351	73 VIN:KN143485 SERVICES	VEN01384 - ONSITE FLEET MANAGEMENT		1,208.37	49,994.57
03/22/2023	POPKT09792	35612303150939	101326	replace with same C-4D Battery	0075 - BATTERY SYSTEMS		237.40	50,231.97
03/22/2023	APPKT02465	33882	101312	TRUCK#71; PM SERVICE	VEN01384 - ONSITE FLEET MANAGEMENT		1,565.33	51,797.30
03/23/2023	POPKT09825	1463305	101343	AT451919 blower speed resistor	0324 - HONNEN EQUIPMENT		100.02	51,897.32
03/28/2023	APPKT02471	33911	101351	73 VIN:KN143485 SERVICE	VEN01384 - ONSITE FLEET MANAGEMENT		509.06	52,406.38
03/29/2023	GLPKT05034	JN05628		pilot truck weight			13.00	52,419.38
03/29/2023	POPKT09852	394	2446	grit dumpster welding repairs	0600 - R & S GUNN, INC.		840.00	53,259.38
03/29/2023	POPKT09852	394	2446	Aluminum trailer welding repairs	0600 - R & S GUNN, INC.		480.00	53,739.38
03/29/2023	POPKT09852	394	2446	Aluminum trailer welding repairs	0600 - R & S GUNN, INC.		120.00	53,859.38
03/29/2023	POPKT09852	394	2446	grit dumpster welding repairs	0600 - R & S GUNN, INC.		120.00	53,979.38
03/30/2023	APPKT02471	31903116	2445	2021 INTERNATIONAL HX 620 SERVICE	0556 - PURCELL TIRE AND SERVICE CENTER		1,990.26	55,969.64
03/31/2023	POPKT09852	97211700		183958 Buld seal	0305 - H & E EQUIPMENT SERVICES LLC		60.86	56,030.50
03/31/2023	APPKT02471	21629	101335	tinted windshield	0253 - FASTWAY AUTO		366.00	56,396.50

## Detail Report

Date Range: 03/01/2023 - 03/31/2023

Account	Name		Beginning Balance	Total Activity	Ending Balance
<a href="#">10-406-4001</a>	Energy Management Wages		70,569.11	52,509.46	123,078.57
<b>Post Date</b>	<b>Packet Number</b>	<b>Source Transaction</b>	<b>Pmt Number</b>	<b>Description</b>	<b>Vendor</b>
03/02/2023	PYPKT00931	PYPKT00931 - Payroll O...		PYPKT00931 - Payroll 03/02/2023 PP05 - P...	
03/16/2023	PYPKT00938	PYPKT00938 - Payroll O...		PYPKT00938 - Payroll 03/16/2023 - Pay 3/...	
03/30/2023	PYPKT00945	PYPKT00945 - Payroll O...		PYPKT00945 - Payroll 03/30/2023 - Pay 3/...	
<a href="#">10-406-4002</a>	Energy Management Overtime		1,023.81	1,426.32	2,450.13
<b>Post Date</b>	<b>Packet Number</b>	<b>Source Transaction</b>	<b>Pmt Number</b>	<b>Description</b>	<b>Vendor</b>
03/02/2023	PYPKT00931	PYPKT00931 - Payroll O...		PYPKT00931 - Payroll 03/02/2023 PP05 - P...	
03/16/2023	PYPKT00938	PYPKT00938 - Payroll O...		PYPKT00938 - Payroll 03/16/2023 - Pay 3/...	
<a href="#">10-406-4003</a>	Energy Management Retirement		17,898.27	13,483.96	31,382.23
<b>Post Date</b>	<b>Packet Number</b>	<b>Source Transaction</b>	<b>Pmt Number</b>	<b>Description</b>	<b>Vendor</b>
03/02/2023	PYPKT00931	PYPKT00931 - Payroll O...		PYPKT00931 - Payroll 03/02/2023 PP05 - P...	
03/16/2023	PYPKT00938	PYPKT00938 - Payroll O...		PYPKT00938 - Payroll 03/16/2023 - Pay 3/...	
03/30/2023	PYPKT00945	PYPKT00945 - Payroll O...		PYPKT00945 - Payroll 03/30/2023 - Pay 3/...	
<a href="#">10-406-4004</a>	Energy Management Benefits		30,895.49	10,126.06	41,021.55
<b>Post Date</b>	<b>Packet Number</b>	<b>Source Transaction</b>	<b>Pmt Number</b>	<b>Description</b>	<b>Vendor</b>
03/01/2023	APPKT02439	MAR23697	2380	EMPLOYEE ASSISTANCE COVERAGE - MAR...	0086 - BLOMQUIST HALE CONSULTING, INC.
03/02/2023	PYPKT00931	PYPKT00931 - Payroll O...		PYPKT00931 - Payroll 03/02/2023 PP05 - P...	
03/16/2023	PYPKT00938	PYPKT00938 - Payroll O...		PYPKT00938 - Payroll 03/16/2023 - Pay 3/...	
03/30/2023	PYPKT00945	PYPKT00945 - Payroll O...		PYPKT00945 - Payroll 03/30/2023 - Pay 3/...	
<a href="#">10-406-4021</a>	Energy Management Uniforms		822.16	512.70	1,334.86
<b>Post Date</b>	<b>Packet Number</b>	<b>Source Transaction</b>	<b>Pmt Number</b>	<b>Description</b>	<b>Vendor</b>
03/01/2023	APPKT02457	4148065935	101249	UNIFORMS - OPERATION DEPT.	0136 - CINTAS
03/08/2023	APPKT02457	4148754403	101249	OPERATION DEPT. UNIOMS	0136 - CINTAS
03/15/2023	APPKT02465	4149450913	101296	UNIFORMS - OPERATION DEPT.	0136 - CINTAS
03/22/2023	APPKT02465	4150149849	101296	UNIFORMS - OPERATION DEPT.	0136 - CINTAS
03/29/2023	APPKT02471	4150896515	101330	UNIFORMS - OPERATION DEPT.	0136 - CINTAS
<a href="#">10-406-4022</a>	Energy Management Travel and Learning		0.00	2,140.55	2,140.55
<b>Post Date</b>	<b>Packet Number</b>	<b>Source Transaction</b>	<b>Pmt Number</b>	<b>Description</b>	<b>Vendor</b>
03/01/2023	APPKT02431	02282023	2378	JENBACHER TRAINING	VEN0879 - ZACKERY VANWORMER
03/29/2023	GLPKT05034	JN05628		delta zach v. to PA	
<a href="#">10-406-4300</a>	Energy Management Telephone		88.60	66.45	155.05
<b>Post Date</b>	<b>Packet Number</b>	<b>Source Transaction</b>	<b>Pmt Number</b>	<b>Description</b>	<b>Vendor</b>
03/02/2023	PYPKT00931	PYPKT00931 - Payroll O...		PYPKT00931 - Payroll 03/02/2023 PP05 - P...	
03/16/2023	PYPKT00938	PYPKT00938 - Payroll O...		PYPKT00938 - Payroll 03/16/2023 - Pay 3/...	
03/30/2023	PYPKT00945	PYPKT00945 - Payroll O...		PYPKT00945 - Payroll 03/30/2023 - Pay 3/...	
<a href="#">10-406-4400</a>	Energy Management Natural Gas		15,402.91	424,199.65	439,602.56
<b>Post Date</b>	<b>Packet Number</b>	<b>Source Transaction</b>	<b>Pmt Number</b>	<b>Description</b>	<b>Vendor</b>
03/03/2023	APPKT02461	7424610000 03032023	101254	ACCT#7424610000; SERVICE - FEB. 2023	0209 - DOMINION ENERGY



## Detail Report

Date Range: 03/01/2023 - 03/31/2023

Account	Name					Beginning Balance	Total Activity	Ending Balance
<a href="#">10-406-4400</a>	Energy Management Natural Gas - Continued					-5,402.91	424,199.65	439,602.56
Post Date	Packet Number	Source Transaction	Pmt Number	Description	Vendor	Project Account	Amount	Running Balance
03/15/2023	APPKT02457	21254470	2392	NATURAL GAS FOR JAN. 2023 USAGE	0095 - BP ENERGY COMPANY		329,444.77	351,886.84
03/15/2023	APPKT02476	21259864		NATURAL GAS FOR FEB. 2023 USAGE	0095 - BP ENERGY COMPANY		87,715.72	439,602.56
<a href="#">10-406-4500</a>	Energy Management Power					147,537.94	72,486.87	220,024.81
Post Date	Packet Number	Source Transaction	Pmt Number	Description	Vendor	Project Account	Amount	Running Balance
03/03/2023	APPKT02461	22213486-002 2 03032...	101275	ACCT#22213486-002 2; SERVICE 02/01/23...	0628 - ROCKY MOUNTAIN POWER		347.76	147,885.70
03/10/2023	APPKT02461	42872-1043419 03102...	101270	ACCT#42872-1043419, SERVICE 01/23/23-...	0477 - MURRAY CITY UTILITIES		52.13	147,937.83
03/10/2023	APPKT02461	444-1043419 03102023	101270	ACCT#444-1043419, SERVICE 01/23/23-02...	0477 - MURRAY CITY UTILITIES		38.16	147,975.99
03/20/2023	APPKT02476	25963806-001 4 03202...		ACCT#25963806-001 4; SERVICES FOR 2/1...	0628 - ROCKY MOUNTAIN POWER		103.10	148,079.09
03/22/2023	APPKT02461	22213486-001 4 03222...	101275	ACCT#22213486-001 4; SERVICE 2/1/23-3...	0628 - ROCKY MOUNTAIN POWER		117.62	148,196.71
03/29/2023	APPKT02465	25610026-001 5 03102...	101315	ACCT#25610026-001 5; SERVICE - FEB. 20...	0628 - ROCKY MOUNTAIN POWER		71,828.10	220,024.81
<a href="#">10-406-6400</a>	Energy Management Maintenance					37,541.07	57,090.23	94,631.30
Post Date	Packet Number	Source Transaction	Pmt Number	Description	Vendor	Project Account	Amount	Running Balance
03/01/2023	POPKT09761	20201607650	2397	Valve train #9018247 Oil	VEN01233 - INNIO JENBACHER NORTH AMER...		6,106.69	43,647.76
03/02/2023	POPKT09709	20204607789	2385	#100606 compensator gasket (HEX)	VEN01233 - INNIO JENBACHER NORTH AMER...		12.56	43,660.32
03/02/2023	POPKT09709	3020037	101265	Honeywell 2306B2000	0350 - INTERMOUNTAIN FUSE		1,373.28	45,033.60
03/02/2023	POPKT09749	20201607790	2410	Flexible coupling	VEN01233 - INNIO JENBACHER NORTH AMER...		10,815.00	55,848.60
03/14/2023	POPKT09792	9639723387	2435	45YX96	0827 - GRAINGER		956.18	56,804.78
03/14/2023	POPKT09825	0669649-IN	101319	Chevron HDAX 5200 lash 40	0753 - THOMAS PETROLEUM, LLC		29,915.00	86,719.78
03/15/2023	POPKT09761	53430	101278	96416600 CR(N)45/64 GASKET KIT FPM	0735 - TECH FLOW		397.00	87,116.78
03/15/2023	POPKT09761	53430	101278	96525490 Kit, Shaft seal CR/N 32-150 HQ...	0735 - TECH FLOW		736.78	87,853.56
03/15/2023	POPKT09761	53430	101278	96536032 BULK, Spring CR 32, 45, 64 & 90...	0735 - TECH FLOW		478.00	88,331.56
03/22/2023	POPKT09825	409760-STS	2430	631265	VEN01434 - SKYE TECHNICAL SOLUTIONS, LLC		4,229.16	92,560.72
03/27/2023	POPKT09825	20201607963	2425	101235	VEN01233 - INNIO JENBACHER NORTH AMER...		77.50	92,638.22
03/28/2023	POPKT09852	20201607981	2437	1236767	VEN01233 - INNIO JENBACHER NORTH AMER...		1,142.58	93,780.80
03/29/2023	POPKT09852	20201607982	2437	1236767	VEN01233 - INNIO JENBACHER NORTH AMER...		850.50	94,631.30
<a href="#">10-501-4001</a>	Lab Wages					53,977.57	51,148.59	115,126.16
Post Date	Packet Number	Source Transaction	Pmt Number	Description	Vendor	Project Account	Amount	Running Balance
03/02/2023	PYPKT00931	PYPKT00931 - Payroll 0...		PYPKT00931 - Payroll 03/02/2023 PP05 - P...			17,004.88	80,982.45
03/16/2023	PYPKT00938	PYPKT00938 - Payroll 0...		PYPKT00938 - Payroll 03/16/2023 - Pay 3/...			17,071.85	98,054.30
03/30/2023	PYPKT00945	PYPKT00945 - Payroll 0...		PYPKT00945 - Payroll 03/30/2023 - Pay 3/...			17,071.86	115,126.16
<a href="#">10-501-4002</a>	Lab Overtime					1,773.01	527.85	2,300.86
Post Date	Packet Number	Source Transaction	Pmt Number	Description	Vendor	Project Account	Amount	Running Balance
03/02/2023	PYPKT00931	PYPKT00931 - Payroll 0...		PYPKT00931 - Payroll 03/02/2023 PP05 - P...			19.58	1,792.59
03/16/2023	PYPKT00938	PYPKT00938 - Payroll 0...		PYPKT00938 - Payroll 03/16/2023 - Pay 3/...			472.75	2,265.34
03/30/2023	PYPKT00945	PYPKT00945 - Payroll 0...		PYPKT00945 - Payroll 03/30/2023 - Pay 3/...			35.52	2,300.86

# Detail Report

Date Range: 03/01/2023 - 03/31/2023

Account		Name				Beginning Balance	Total Activity	Ending Balance
<a href="#">10-501-4003</a>		Lab Retirement				16,320.32	12,285.42	28,605.74
Post Date	Packet Number	Source Transaction	Pmt Number	Description	Vendor	Project Account	Amount	Running Balance
03/02/2023	PYPKT00931	PYPKT00931 - Payroll 0...		PYPKT00931 - Payroll 03/02/2023 PP05 - P...			4,091.82	20,412.14
03/16/2023	PYPKT00938	PYPKT00938 - Payroll 0...		PYPKT00938 - Payroll 03/16/2023 - Pay 3/...			4,151.45	24,563.59
03/30/2023	PYPKT00945	PYPKT00945 - Payroll 0...		PYPKT00945 - Payroll 03/30/2023 - Pay 3/...			4,042.15	28,605.74
<a href="#">10-501-4004</a>		Lab Benefits				32,630.49	11,004.74	43,635.23
Post Date	Packet Number	Source Transaction	Pmt Number	Description	Vendor	Project Account	Amount	Running Balance
03/01/2023	APPKT02439	MAR23697	2380	EMPLOYEE ASSISTANCE COVERAGE - MAR...	0086 - BLOMQUIST HALE CONSULTING, INC.		24.75	32,655.24
03/02/2023	PYPKT00931	PYPKT00931 - Payroll 0...		PYPKT00931 - Payroll 03/02/2023 PP05 - P...			5,280.37	37,935.61
03/16/2023	PYPKT00938	PYPKT00938 - Payroll 0...		PYPKT00938 - Payroll 03/16/2023 - Pay 3/...			5,213.40	43,149.01
03/30/2023	PYPKT00945	PYPKT00945 - Payroll 0...		PYPKT00945 - Payroll 03/30/2023 - Pay 3/...			486.22	43,635.23
<a href="#">10-501-4021</a>		Lab Uniforms				727.95	156.99	884.94
Post Date	Packet Number	Source Transaction	Pmt Number	Description	Vendor	Project Account	Amount	Running Balance
03/03/2023	APPKT02444	LSAL2710607	101293	UNIFORMS, TOWEL CLEANNING SERVICE - ...	0035 - ALSCO		71.76	799.71
03/16/2023	APPKT02461	LSAL2715378	101293	TOWEL, UNIFORM CLEANNING SERVICE - ...	0035 - ALSCO		26.76	826.47
03/23/2023	APPKT02465	LSAL2717940	101293	TOWEL, UNIFORM CLEANNING SERVICE	0035 - ALSCO		31.71	858.18
03/30/2023	APPKT02471	LSAL2720529	101324	TOWEL, UNIFORM CLEANNING SERVICE	0035 - ALSCO		26.76	884.94
<a href="#">10-501-4022</a>		Lab Travel and Learning				32.20	1,902.88	1,935.08
Post Date	Packet Number	Source Transaction	Pmt Number	Description	Vendor	Project Account	Amount	Running Balance
03/29/2023	GLPKT05034	JN05628		weau conf. fee			690.00	722.20
03/29/2023	GLPKT05034	JN05628		hotels.com paul, nick conf.			606.44	1,328.64
03/29/2023	GLPKT05034	JN05628		hotels.com paul, nick conf.			606.44	1,935.08
<a href="#">10-501-4023</a>		Lab Memberships				0.00	170.00	170.00
Post Date	Packet Number	Source Transaction	Pmt Number	Description	Vendor	Project Account	Amount	Running Balance
03/29/2023	GLPKT05034	JN05628		wef main paul membership			85.00	85.00
03/29/2023	GLPKT05034	JN05628		wef main nick membership			85.00	170.00
<a href="#">10-501-4026</a>		Lab Postage				0.00	117.82	117.82
Post Date	Packet Number	Source Transaction	Pmt Number	Description	Vendor	Project Account	Amount	Running Balance
03/29/2023	GLPKT05034	JN05628		fedex pfas shipping to eurofins			117.82	117.82
<a href="#">10-501-4027</a>		Lab Supplies				8,487.00	10,587.88	19,074.88
Post Date	Packet Number	Source Transaction	Pmt Number	Description	Vendor	Project Account	Amount	Running Balance
03/01/2023	POPKT09741	279046	101264	L251 Liter round lids	0338 - INDUSTRIAL CONTAINER AND SUPPLY ...		53.20	8,540.20
03/01/2023	POPKT09741	279046	101264	L237 500mL bottle lids	0338 - INDUSTRIAL CONTAINER AND SUPPLY ...		46.08	8,586.28
03/01/2023	POPKT09741	279046	101264	B157 Liter round, clear bottles	0338 - INDUSTRIAL CONTAINER AND SUPPLY ...		257.60	8,843.88
03/01/2023	POPKT09741	279046	101264	L190 pint dairy lids	0338 - INDUSTRIAL CONTAINER AND SUPPLY ...		115.20	8,959.08
03/01/2023	POPKT09741	279046	101264	B240V 500mL plastic rounds	0338 - INDUSTRIAL CONTAINER AND SUPPLY ...		362.72	9,321.80
03/01/2023	POPKT09741	279046	101264	B252 pint dairy bottles	0338 - INDUSTRIAL CONTAINER AND SUPPLY ...		403.20	9,725.00
03/02/2023	POPKT09741	20059784	101194	4350-13 Oil and Grease Filters	0164 - CPI INTERNATIONAL		980.61	10,705.61
03/03/2023	POPKT09709	0870085	101256	09-873E Glass microfiber filters 5.5 cm	0262 - FISHER SCIENTIFIC		648.40	11,354.01
03/08/2023	POPKT09761	8812294056	101283	89093-850 40mL vials	0825 - VWR SCIENTIFIC		1,520.20	12,874.21

Detail Report

Date Range: 03/01/2023 - 03/31/2023

Account	Name					Beginning Balance	Total Activity	Ending Balance
<u>10-501-4027</u>	Lab Supplies - Continued					8,487.00	10,587.88	19,074.88
Post Date	Packet Number	Source Transaction	Pmt Number	Description	Vendor	Project Account	Amount	Running Balance
03/13/2023	POPKT09792	1237332	101299	50-199-5392 DPD Free Chlorine Powder Pil..	0262 - FISHER SCIENTIFIC		77.94	12,952.15
03/15/2023	POPKT09761	82795721	101269	Catalog #: 94060120(Finntip Flex 10ul pipe..	VEN01274 - LIFE TECHNOLOGIES CORPORATI...		174.26	13,126.41
03/15/2023	POPKT09761	8812256235	101283	32919-006 (US-220-L nitrile gloves case of...	0825 - VWR SCIENTI=IC		504.28	13,630.69
03/15/2023	POPKT09792	3124383558	101263	WQT-2K 98-21675-00 QUANTITRAY 2000	0335 - IDEXX DISTRIBUTION		1,298.65	14,929.34
03/15/2023	POPKT09792	82845547	101269	P/N: 038009 (5 mL Filter caps AS/DV)	VEN01274 - LIFE TECHNOLOGIES CORPORATI...		440.00	15,369.34
03/15/2023	POPKT09792	82845547	101269	P/N: 038008 (5 mL Vials for Dionex 5000 A...	VEN01274 - LIFE TECHNOLOGIES CORPORATI...		177.35	15,546.69
03/21/2023	POPKT09825	1473408	101336	9402151 Finntip pipette tips	0262 - FISHER SCIENTIFIC		218.60	15,765.29
03/21/2023	POPKT09825	1473408	101336	USE-880-S case extra cuff size small	0262 - FISHER SCIENTIFIC		446.30	16,211.59
03/29/2023	POPKT09846	INV0013560	DFT0001733	COLAMY Big and Tall Office Chair	0784 - US BANK		219.49	16,431.08
03/29/2023	POPKT09825	54998	101356	MA000102 Probe Wash	0669 - SEAL ANALYTICAL, INC.		268.20	16,699.28
03/29/2023	POPKT09825	54998	101356	5060-50 Reagent container caps	0669 - SEAL ANALYTICAL, INC.		32.40	16,731.68
03/29/2023	POPKT09825	54998	101356	5000 Reaction segments	0669 - SEAL ANALYTICAL, INC.		873.00	17,604.68
03/29/2023	POPKT09825	54998	101356	5900-4 spares kit	0669 - SEAL ANALYTICAL, INC.		725.00	18,329.68
03/29/2023	POPKT09825	54998	101356	6015 sample cups 2mL	0669 - SEAL ANALYTICAL, INC.		549.00	18,878.68
03/29/2023	POPKT09825	54998	101356	5010 Reagent Containers	0669 - SEAL ANALYTICAL, INC.		196.20	19,074.88
<u>10-501-4040</u>	Lab Professional Fees					30,006.11	26,572.21	56,578.32
Post Date	Packet Number	Source Transaction	Pmt Number	Description	Vendor	Project Account	Amount	Running Balance
03/01/2023	APPKT02444	23B1460	101248	LAB PROFEESIONAL TEST - METALS	VEN01132 - CHEMTECH-FORD, INC.		2,928.00	32,934.11
03/02/2023	APPKT02444	23B1566	101248	LAB PROFEESIONAL TEST - ANIONS & MET...	VEN01132 - CHEMTECH-FORD, INC.		360.00	33,294.11
03/02/2023	APPKT02455	2322775	101222	QA MANAGEMENT SUPPORT - FEB. 2023	0057 - AQS, INC.		5,500.00	38,794.11
03/03/2023	APPKT02444	23B1545	101248	LAB PROFESSIONAL TEST SERVICE - MO 05	VEN01132 - CHEMTECH-FORD, INC.		268.00	39,062.11
03/03/2023	APPKT02444	23B1956	101248	LAB PROFESSIONAL TEST - FINAL METALS	VEN01132 - CHEMTECH-FORD, INC.		488.00	39,550.11
03/07/2023	APPKT02449	23B1971	101248	LAB PROFESSIONAL TEST - NUTRIENTS	VEN01132 - CHEMTECH-FORD, INC.		314.00	39,864.11
03/09/2023	APPKT02457	23B1950	101248	LAB PROFESSIONAL TEST - ANIONS&META...	VEN01132 - CHEMTECH-FORD, INC.		360.00	40,224.11
03/09/2023	APPKT02457	23C0070	101248	LAB PROFESSIONAL TEST - GHBX	VEN01132 - CHEMTECH-FORD, INC.		918.00	41,142.11
03/13/2023	APPKT02457	23C0547	101295	LAB PROFESSIONAL TEST - FINAL METALS	VEN01132 - CHEMTECH-FORD, INC.		244.00	41,386.11
03/13/2023	APPKT02457	3200119332	2407	PFAS, WASTEWATER AND BIOSOLIDS	VEN01414 - EUROFINS ENVIRONMENT TESTI...		3,027.50	44,413.61
03/14/2023	APPKT02461	23C0528	101329	LAB TEST - ANIONS & METALS	VEN01132 - CHEMTECH-FORD, INC.		906.00	45,319.61
03/14/2023	APPKT02461	23C0640	101329	LAB TEST - HG SAMPLING	VEN01132 - CHEMTECH-FORD, INC.		438.00	45,757.61
03/15/2023	APPKT02457	LSAL2712755	101293	TOWEL, UNIFORM CLEANING SERVICE - ...	0035 - ALSCO		76.71	45,834.32
03/15/2023	APPKT02461	23C0425	101329	LAB TEST - GHEH	VEN01132 - CHEMTECH-FORD, INC.		918.00	46,752.32
03/15/2023	APPKT02461	23C0537	101329	LAB PROFESSIONAL TEST - GH08	VEN01132 - CHEMTECH-FORD, INC.		268.00	47,020.32
03/15/2023	APPKT02461	23C0642	101329	LAB PROFESSION TEST SERVICE - HG SAMP...	VEN01132 - CHEMTECH-FORD, INC.		100.00	47,120.32
03/16/2023	APPKT02461	23C0461	101329	LAB PROFESSIONAL TEST SERVICE - ANION...	VEN01132 - CHEMTECH-FORD, INC.		1,051.00	48,171.32
03/16/2023	APPKT02461	23C0823	101329	LAB PROFESSIONAL TEST SERVICE - OIL & ...	VEN01132 - CHEMTECH-FORD, INC.		960.00	49,131.32
03/20/2023	APPKT02465	23C0824	101329	LAB PROFESSIONAL TEST - METALS	VEN01132 - CHEMTECH-FORD, INC.		732.00	49,863.32
03/20/2023	APPKT02465	23C0997	101329	LAB PROFESSIONAL TEST - ANIONS&META...	VEN01132 - CHEMTECH-FORD, INC.		360.00	50,223.32
03/21/2023	APPKT02461	4943	2419	LAB PROFESSIONAL TEST SERVICE	VEN01170 - W.E.T. INC.		5,800.00	56,023.32
03/22/2023	APPKT02465	23C1099	101329	LAB PROFESSIONAL TEST - COMPOST	VEN01132 - CHEMTECH-FORD, INC.		271.00	56,294.32
03/29/2023	APPKT02465	23C1533	101329	LAB PROFESSIONAL TEST SERVICE - FINAL...	VEN01132 - CHEMTECH-FORD, INC.		244.00	56,538.32



## Detail Report

Date Range: 03/01/2023 - 03/31/2023

Account	Name					Beginning Balance	Total Activity	Ending Balance
<a href="#">10-501-4040</a>	Lab Professional Fees - Continued					30,006.11	26,572.21	56,578.32
Post Date	Packet Number	Source Transaction	Pmt Number	Description	Vendor	Project Account	Amount	Running Balance
03/29/2023	APPKT02465	23C1537	101329	LAB PROFESSIONAL TEST SERVICE - DI H2O...	VEN01132 - CHEMTECH-FORD, INC.		40.00	56,578.32
<a href="#">10-501-4300</a>	Lab Telephone					236.10	140.20	376.30
Post Date	Packet Number	Source Transaction	Pmt Number	Description	Vendor	Project Account	Amount	Running Balance
03/02/2023	PYPKT00931	PYPKT00931 - Payroll O...		PYPKT00931 - Payroll 03/02/2023 PP05 - P...			22.15	258.25
03/12/2023	APPKT02461	632728678	101247	ACCT#90236455; MARCH 2023	0124 - CENTURYLINK		73.75	332.00
03/16/2023	PYPKT00938	PYPKT00938 - Payroll O...		PYPKT00938 - Payroll 03/16/2023 - Pay 3/...			22.15	354.15
03/30/2023	PYPKT00945	PYPKT00945 - Payroll O...		PYPKT00945 - Payroll 03/30/2023 - Pay 3/...			22.15	376.30
<a href="#">10-501-5700</a>	Lab Chemicals					6,780.55	7,767.42	14,547.97
Post Date	Packet Number	Source Transaction	Pmt Number	Description	Vendor	Project Account	Amount	Running Balance
03/01/2023	APPKT02457	175244	101236	RICCA SULFIRIC ACID	0787 - USA BLUE BOOK		465.04	7,245.59
03/03/2023	POPKT09709	0870085	101256	7778-80-5 potassium sulfate, 1 case of 4	0262 - FISHER SCIENTIFIC		1,118.39	8,363.98
03/15/2023	POPKT09761	1117444	101256	15-393-152 DPD Free Chlorine powder	0262 - FISHER SCIENTIFIC		66.24	8,430.22
03/15/2023	POPKT09761	82795721	101269	Catalog #: 075778 (Dionex EGC 500 KOH C...	VEN01274 - LIFE TECHNOLOGIES CORPORATI...		3,928.89	12,359.11
03/15/2023	APPKT02457	34615671	2412	ARGON - LAB	0541 - LINDE GAS & EQUIPMENT INC.		1,195.61	13,554.72
03/23/2023	POPKT09825	0296444-IN	101345	Part#: MSSR-10PPM-125ML (Strontium)	0344 - INORGANIC VENTURES		51.00	13,605.72
03/23/2023	POPKT09825	0296444-IN	101345	Part#: MSCA-10PPM-125ML (Calci...	0344 - INORGANIC VENTURES		51.00	13,656.72
03/23/2023	POPKT09825	0296444-IN	101345	Part#: MSP-10PPM-125ML (Phosphorus st...	0344 - INORGANIC VENTURES		51.00	13,707.72
03/23/2023	POPKT09825	0296444-IN	101345	Part#: MSSN-10PPM-125ML (Tin Standard)	0344 - INORGANIC VENTURES		51.00	13,758.72
03/23/2023	POPKT09825	0296444-IN	101345	Part#: MSB-10PPM-125ML (Boron standar...	0344 - INORGANIC VENTURES		51.00	13,809.72
03/23/2023	POPKT09825	0296444-IN	101345	Part#: MSTI-10PPM-125ML(Titanium stan...	0344 - INORGANIC VENTURES		51.00	13,860.72
03/29/2023	GLPKT05034	JN05628		environmental resourse minerals; settleab...			291.32	14,152.04
03/29/2023	APPKT02465	34793743	2426	ARGON - LAB	0541 - LINDE GAS & EQUIPMENT INC.		395.93	14,547.97
<a href="#">10-501-6200</a>	Lab Tools & Small Equipment					8,049.51	1,079.95	9,129.46
Post Date	Packet Number	Source Transaction	Pmt Number	Description	Vendor	Project Account	Amount	Running Balance
03/01/2023	POPKT09792	82763730	101269	46200800 Novus 1-10 mL Pipette	VEN01274 - LIFE TECHNOLOGIES CORPORATI...		1,079.95	9,129.46
<a href="#">10-501-6400</a>	Lab Maintenance					0.00	426.65	426.65
Post Date	Packet Number	Source Transaction	Pmt Number	Description	Vendor	Project Account	Amount	Running Balance
03/01/2023	POPKT09761	902010322	101282	DI System Mainenance	0728 - VEOLIA WTS SERVICES USA, INC		426.65	426.65
<a href="#">10-502-4001</a>	Pretreatment Wages					86,801.73	68,163.36	154,965.09
Post Date	Packet Number	Source Transaction	Pmt Number	Description	Vendor	Project Account	Amount	Running Balance
03/02/2023	PYPKT00931	PYPKT00931 - Payroll O...		PYPKT00931 - Payroll 03/02/2023 PP05 - P...			22,026.81	108,828.54
03/16/2023	PYPKT00938	PYPKT00938 - Payroll O...		PYPKT00938 - Payroll 03/16/2023 - Pay 3/...			22,026.81	130,855.35
03/30/2023	PYPKT00945	PYPKT00945 - Payroll O...		PYPKT00945 - Payroll 03/30/2023 - Pay 3/...			24,109.74	154,965.09
<a href="#">10-502-4002</a>	Pretreatment Overtime					650.09	259.05	909.14
Post Date	Packet Number	Source Transaction	Pmt Number	Description	Vendor	Project Account	Amount	Running Balance
03/16/2023	PYPKT00938	PYPKT00938 - Payroll O...		PYPKT00938 - Payroll 03/16/2023 - Pay 3/...			259.05	909.14

# Detail Report

Date Range: 03/01/2023 - 03/31/2023

Account	Name					Beginning Balance	Total Activity	Ending Balance
<a href="#">10-502-4003</a>	Pretreatment Retirement					21,742.98	17,015.63	38,758.61
Post Date	Packet Number	Source Transaction	Pmt Number	Description	Vendor	Project Account	Amount	Running Balance
03/02/2023	PYPKT00931	PYPKT00931 - Payroll 0...		PYPKT00931 - Payroll 03/02/2023 PP05 - P...			5,476.72	27,219.70
03/16/2023	PYPKT00938	PYPKT00938 - Payroll 0...		PYPKT00938 - Payroll 03/16/2023 - Pay 3/...			5,541.47	32,761.17
03/30/2023	PYPKT00945	PYPKT00945 - Payroll 0...		PYPKT00945 - Payroll 03/30/2023 - Pay 3/...			5,997.44	38,758.61
<a href="#">10-502-4004</a>	Pretreatment Benefits					38,557.60	12,842.81	51,400.41
Post Date	Packet Number	Source Transaction	Pmt Number	Description	Vendor	Project Account	Amount	Running Balance
03/01/2023	APPKT02439	MAR23697	2380	EMPLOYEE ASSISTANCE COVERAGE - MAR...	0086 - BLOMQUIST HALE CONSULTING, INC.		34.27	38,591.87
03/02/2023	PYPKT00931	PYPKT00931 - Payroll 0...		PYPKT00931 - Payroll 03/02/2023 PP05 - P...			6,093.25	44,685.12
03/16/2023	PYPKT00938	PYPKT00938 - Payroll 0...		PYPKT00938 - Payroll 03/16/2023 - Pay 3/...			6,030.56	50,715.68
03/30/2023	PYPKT00945	PYPKT00945 - Payroll 0...		PYPKT00945 - Payroll 03/30/2023 - Pay 3/...			684.73	51,400.41
<a href="#">10-502-4300</a>	Pretreatment Telephone					1,489.64	923.15	2,412.79
Post Date	Packet Number	Source Transaction	Pmt Number	Description	Vendor	Project Account	Amount	Running Balance
03/02/2023	PYPKT00931	PYPKT00931 - Payroll 0...		PYPKT00931 - Payroll 03/02/2023 PP05 - P...			22.15	1,511.79
03/12/2023	APPKT02461	632728678	101247	ACCT#90236455; MARCH 2023	0124 - CENTURYLINK		122.86	1,634.65
03/16/2023	PYPKT00938	PYPKT00938 - Payroll 0...		PYPKT00938 - Payroll 03/16/2023 - Pay 3/...			22.15	1,656.80
03/16/2023	APPKT02461	287310660504X03112...	101243	ACCT#287310660504, SERVICE 02/04/202...	VEN01383 - AT&T MOBILITY		420.64	2,077.44
03/29/2023	GLPKT05034	JN05628		Verizon mike christiansen			52.20	2,129.64
03/29/2023	GLPKT05034	JN05628		Verizon talena walton			52.20	2,181.84
03/29/2023	GLPKT05034	JN05628		Verizon Jim Rich			52.20	2,234.04
03/29/2023	GLPKT05034	JN05628		Verizon christi priest			52.20	2,286.24
03/29/2023	GLPKT05034	JN05628		Verizon Eric Price			52.20	2,338.44
03/29/2023	GLPKT05034	JN05628		Verizon Halima Yarow			52.20	2,390.64
03/30/2023	PYPKT00945	PYPKT00945 - Payroll 0...		PYPKT00945 - Payroll 03/30/2023 - Pay 3/...			22.15	2,412.79
<a href="#">10-502-6400</a>	Pretreatment Maintenance					951.46	394.46	1,345.92
Post Date	Packet Number	Source Transaction	Pmt Number	Description	Vendor	Project Account	Amount	Running Balance
03/02/2023	POPKT09741	13488087	101259	AUX CABLE 7 PIN	0308 - HACH COMPANY		344.08	1,295.54
03/15/2023	APPKT02457	LSAL2712753	101293	MAT CLEANNIG SERVICE - PRE TREATMENT	0035 - ALSCO		25.19	1,320.73
03/23/2023	APPKT02471	LSAL2717938	101324	MAT CLEANING SERVICE - PRE TREATMENT	0035 - ALSCO		25.19	1,345.92
<a href="#">10-600-4001</a>	Board Wages					5,768.00	2,684.00	8,452.00
Post Date	Packet Number	Source Transaction	Pmt Number	Description	Vendor	Project Account	Amount	Running Balance
03/22/2023	APPKT02461	03222023	2408	BOARD MEETING 03/22/2023	0286 - GILES DEMKE		375.00	6,143.00
03/22/2023	APPKT02461	03222023	2405	BOARD MEETING ON 03/22/2023	0188 - DEBRA K. ARMSTRONG		434.00	6,577.00
03/22/2023	APPKT02461	03222023	2420	BOARD MEETING 03/22/2023	VEN01393 - WESLEY FISHER		375.00	6,952.00
03/22/2023	APPKT02461	03222023	2414	BOARD MEETING 03/22/2023	0476 - MURRAY CITY CORPORATION		375.00	7,327.00
03/22/2023	APPKT02461	03222023	2406	BOARD MEETING 03/22/2023	VEN01141 - DONALD RUSSELL		375.00	7,702.00
03/22/2023	APPKT02461	03222023	2411	BOARD MEETING 03/22/2023	0375 - JEFF MONSON		375.00	8,077.00
03/22/2023	APPKT02461	03222023	2418	BOARD MEETING 03/22/2023	VEN01227 - SHARLA A. BYNUM		375.00	8,452.00

## Detail Report

Date Range: 03/01/2023 - 03/31/2023

Account	Name		Beginning Balance	Total Activity	Ending Balance
<a href="#">10-601-4001</a>	GM Wages		69,555.23	52,915.18	122,470.41
<b>Post Date</b>	<b>Packet Number</b>	<b>Source Transaction</b>	<b>Pmt Number</b>	<b>Description</b>	<b>Vendor</b>
03/02/2023	PYPKT00931	PYPKT00931 - Payroll O...		PYPKT00931 - Payroll 03/02/2023 PP05 - P...	
03/16/2023	PYPKT00938	PYPKT00938 - Payroll O...		PYPKT00938 - Payroll 03/16/2023 - Pay 3/...	
03/30/2023	PYPKT00945	PYPKT00945 - Payroll O...		PYPKT00945 - Payroll 03/30/2023 - Pay 3/...	
<a href="#">10-601-4003</a>	GM Retirement		16,850.34	12,824.95	29,675.29
<b>Post Date</b>	<b>Packet Number</b>	<b>Source Transaction</b>	<b>Pmt Number</b>	<b>Description</b>	<b>Vendor</b>
03/02/2023	PYPKT00931	PYPKT00931 - Payroll O...		PYPKT00931 - Payroll 03/02/2023 PP05 - P...	
03/16/2023	PYPKT00938	PYPKT00938 - Payroll O...		PYPKT00938 - Payroll 03/16/2023 - Pay 3/...	
03/30/2023	PYPKT00945	PYPKT00945 - Payroll O...		PYPKT00945 - Payroll 03/30/2023 - Pay 3/...	
<a href="#">10-601-4004</a>	GM Benefits		15,956.99	5,883.62	21,840.61
<b>Post Date</b>	<b>Packet Number</b>	<b>Source Transaction</b>	<b>Pmt Number</b>	<b>Description</b>	<b>Vendor</b>
03/01/2023	APPKT02439	MAR23697	2380	EMPLOYEE ASSISTANCE COVERAGE - MAR...	0086 - BLOMQUIST HALE CONSULTING, INC.
03/02/2023	PYPKT00931	PYPKT00931 - Payroll O...		PYPKT00931 - Payroll 03/02/2023 PP05 - P...	
03/16/2023	PYPKT00938	PYPKT00938 - Payroll O...		PYPKT00938 - Payroll 03/16/2023 - Pay 3/...	
03/30/2023	PYPKT00945	PYPKT00945 - Payroll O...		PYPKT00945 - Payroll 03/30/2023 - Pay 3/...	
<a href="#">10-601-4022</a>	GM Travel and Learning		0.00	2,369.60	2,369.60
<b>Post Date</b>	<b>Packet Number</b>	<b>Source Transaction</b>	<b>Pmt Number</b>	<b>Description</b>	<b>Vendor</b>
03/29/2023	GLPKT05034	JN05628		weau pre-conf. fee	
03/29/2023	GLPKT05034	JN05628		hotels.com brandon/phil conf.	
<a href="#">10-601-4026</a>	GM Postage		500.00	500.00	1,000.00
<b>Post Date</b>	<b>Packet Number</b>	<b>Source Transaction</b>	<b>Pmt Number</b>	<b>Description</b>	<b>Vendor</b>
03/03/2023	BRPKT00057	Checking Acctpostalia re..		postalia reload	
<a href="#">10-601-4027</a>	GM Supplies		568.05	30.98	599.03
<b>Post Date</b>	<b>Packet Number</b>	<b>Source Transaction</b>	<b>Pmt Number</b>	<b>Description</b>	<b>Vendor</b>
03/29/2023	APPKT02471	610	101346	SEALING SOLUTION 1/2GAL CONCENTRATE	0374 - JBM MAILING LLC
<a href="#">10-601-4029</a>	GM Miscellaneous		370.26	549.97	920.23
<b>Post Date</b>	<b>Packet Number</b>	<b>Source Transaction</b>	<b>Pmt Number</b>	<b>Description</b>	<b>Vendor</b>
03/29/2023	GLPKT05034	JN05628		carusos deli strategy meeting meal	
03/29/2023	GLPKT05034	JN05628		apple spice ADA FMLA training meal	
03/29/2023	GLPKT05034	JN05628		ogies Shawn G. bday lunch	
03/29/2023	GLPKT05034	JN05628		dees family restaurant darin bday lunch	
03/29/2023	GLPKT05034	JN05628		apple spice strategy meeting	
03/29/2023	GLPKT05034	JN05628		meat hook Rick v. bday lunch	
<a href="#">10-601-4032</a>	GM Legislative Issues		7,500.00	3,750.00	11,250.00
<b>Post Date</b>	<b>Packet Number</b>	<b>Source Transaction</b>	<b>Pmt Number</b>	<b>Description</b>	<b>Vendor</b>
03/08/2023	APPKT02449	MARCH 2023	101189	GOVERNMENT RELATIONS AND LEGISLATI...	VEN01386 - CAPSTONE STRATEGIES, LLC



# Detail Report

Date Range: 03/01/2023 - 03/31/2023

Account	Name					Beginning Balance	Total Activity	Ending Balance
<a href="#">10-601-4040</a>	GM Professional Fees					31,828.90	15,641.00	47,469.90
Post Date	Packet Number	Source Transaction	Pmt Number	Description	Vendor	Project Account	Amount	Running Balance
03/07/2023	APPKT02457	1485193	101230	PROFEESIONAL SERVICES THROUGH 02/28...	0510 - PARSONS BEHLE & LATIMER		875.00	32,703.90
03/07/2023	APPKT02461	23-02-156A	101289	PROPORTIONAL SHARE - NOV. 2022 TO FE...	0866 - WILKINSON FERRARI & CO.		272.50	32,976.40
03/17/2023	APPKT02471	2062102	101342	PROPORTIONAL SHARE OWING - FEB 2023	0322 - HOLLAND & HART LLP		2,000.00	34,976.40
03/27/2023	APPKT02471	1482250	101352	PROFESSIONAL SERVICES - FEB. 2023 GEN...	0510 - PARSONS BEHLE & LATIMER		2,599.50	37,575.90
03/27/2023	APPKT02471	1482251	101352	PROFEESIONAL SERVICES - FEB. 2023 LANT...	0510 - PARSONS BEHLE & LATIMER		3,500.50	41,076.40
03/27/2023	APPKT02471	1482252	101352	PROFEESIONAL SERVICE - FEB. 2023 FARM...	0510 - PARSONS BEHLE & LATIMER		5,202.50	46,278.90
03/27/2023	APPKT02471	1482253	101352	PROFEESIONAL SERVICE - FEB. 2023	0510 - PARSONS BEHLE & LATIMER		1,191.00	47,469.90
<a href="#">10-601-4300</a>	GM Telephone					443.54	259.76	703.30
Post Date	Packet Number	Source Transaction	Pmt Number	Description	Vendor	Project Account	Amount	Running Balance
03/12/2023	APPKT02461	632728678	101247	ACCT#90236455; MARCH 2023	0124 - CENTURYLINE		155.62	599.16
03/29/2023	GLPKT05034	JN05628		Verizon phil heck			52.20	651.36
03/29/2023	GLPKT05034	JN05628		Verizon Brandon H.			51.94	703.30
<a href="#">10-601-6400</a>	GM Maintenance					551.90	650.41	1,202.31
Post Date	Packet Number	Source Transaction	Pmt Number	Description	Vendor	Project Account	Amount	Running Balance
03/08/2023	APPKT02455	401043273	101244	SHAFT SLEEV, O-RING SHAFT, BEARING BA...	0109 - ATLAS COPCO USA HOLDINGS INC.		80.50	632.40
03/08/2023	APPKT02455	5066882612	101231	PRINTER SERVICE- ADMIN BUILDING	0624 - RICOH USA, INC		354.97	987.37
03/15/2023	APPKT02457	LSAL2712754	101293	SINK MAT CLEANNING SERVICE - ADMIN	0035 - ALSCO		15.97	1,003.34
03/17/2023	APPKT02465	RI105696429	101300	POSTBASE QUATERLY RENTAL FEE 3/16/23...	0271 - FRANCO TYP - POSTALIA, INC		141.00	1,144.34
03/22/2023	APPKT02471	155356	101328	64 GAL ONSITE	0127 - CERTIFIED SHRED INC.		42.00	1,186.34
03/23/2023	APPKT02471	LSAL2717939	101324	URINAL, SINK MAT CLEANNING SERVICES -...	0035 - ALSCO		15.97	1,202.31
<a href="#">10-602-4001</a>	HR Wages					55,217.58	43,145.56	98,363.14
Post Date	Packet Number	Source Transaction	Pmt Number	Description	Vendor	Project Account	Amount	Running Balance
03/02/2023	PYPKT00931	PYPKT00931 - Payroll 0...		PYPKT00931 - Payroll 03/02/2023 PP05 - P...			13,990.69	69,208.27
03/16/2023	PYPKT00938	PYPKT00938 - Payroll 0...		PYPKT00938 - Payroll 03/16/2023 - Pay 3/...			14,803.11	84,011.38
03/30/2023	PYPKT00945	PYPKT00945 - Payroll 0...		PYPKT00945 - Payroll 03/30/2023 - Pay 3/...			14,351.76	98,363.14
<a href="#">10-602-4003</a>	HR Retirement					13,493.63	10,259.94	23,753.57
Post Date	Packet Number	Source Transaction	Pmt Number	Description	Vendor	Project Account	Amount	Running Balance
03/02/2023	PYPKT00931	PYPKT00931 - Payroll 0...		PYPKT00931 - Payroll 03/02/2023 PP05 - P...			3,419.98	16,913.61
03/16/2023	PYPKT00938	PYPKT00938 - Payroll 0...		PYPKT00938 - Payroll 03/16/2023 - Pay 3/...			3,419.98	20,333.59
03/30/2023	PYPKT00945	PYPKT00945 - Payroll 0...		PYPKT00945 - Payroll 03/30/2023 - Pay 3/...			3,419.98	23,753.57
<a href="#">10-602-4004</a>	HR Benefits					15,597.07	4,806.33	20,403.40
Post Date	Packet Number	Source Transaction	Pmt Number	Description	Vendor	Project Account	Amount	Running Balance
03/01/2023	APPKT02439	MAR23697	2380	EMPLOYEE ASSISTANCE COVERAGE - MAR...	0086 - BLOMQUIST -HALE CONSULTING, INC.		14.75	15,611.82
03/02/2023	PYPKT00931	PYPKT00931 - Payroll 0...		PYPKT00931 - Payroll 03/02/2023 PP05 - P...			2,278.52	17,890.34
03/16/2023	PYPKT00938	PYPKT00938 - Payroll 0...		PYPKT00938 - Payroll 03/16/2023 - Pay 3/...			2,287.01	20,177.35
03/30/2023	PYPKT00945	PYPKT00945 - Payroll 0...		PYPKT00945 - Payroll 03/30/2023 - Pay 3/...			226.05	20,403.40

## Detail Report

Date Range: 03/01/2023 - 03/31/2023

Account		Name				Beginning Balance	Total Activity	Ending Balance
<a href="#">10-602-4022</a>		HR Travel and Learning				3,942.15	528.24	4,470.39
Post Date	Packet Number	Source Transaction	Pmt Number	Description	Vendor	Project Account	Amount	Running Balance
03/29/2023	GLPKT05034	JN05628		shrm leann conf.			201.82	4,143.97
03/29/2023	GLPKT05034	JN05628		shrm cindie conf.			201.82	4,345.79
03/29/2023	GLPKT05034	JN05628		jimmy johns arbinger training meal			124.60	4,470.39
<a href="#">10-602-4029</a>		HR Miscellaneous				35.43	482.24	517.67
Post Date	Packet Number	Source Transaction	Pmt Number	Description	Vendor	Project Account	Amount	Running Balance
03/29/2023	GLPKT05034	JN05628		smiths snacks for various meetings			59.24	94.67
03/29/2023	GLPKT05034	JN05628		olice garden appreciation com. Awarded ...			194.18	288.85
03/29/2023	GLPKT05034	JN05628		smiths gift cards			228.82	517.67
<a href="#">10-602-4040</a>		HR Professional Fees				172.50	4,077.00	4,249.50
Post Date	Packet Number	Source Transaction	Pmt Number	Description	Vendor	Project Account	Amount	Running Balance
03/08/2023	APPKT02455	1083	2399	ADA/FMLA TRAINING	VEN01443 - MODERN AGE EMPLOYMENT LA...		3,000.00	3,172.50
03/15/2023	APPKT02457	02272023	2395	BACKGROUND CHECK REIMBURSEMENT	VEN01467 - DAVIS, KELSON		15.00	3,187.50
03/29/2023	GLPKT05034	JN05628		shrm comp. data report			220.50	3,408.00
03/29/2023	GLPKT05034	JN05628		awwa.org salary survey			419.00	3,827.00
03/29/2023	GLPKT05034	JN05628		natl student clearinghouse education check			2.50	3,829.50
03/31/2023	APPKT02476	1092		HEALTH ISSUE AND PERFORMANCE PROB...	VEN01443 - MODERN AGE EMPLOYMENT LA...		420.00	4,249.50
<a href="#">10-602-4300</a>		HR Telephone				159.17	159.88	319.05
Post Date	Packet Number	Source Transaction	Pmt Number	Description	Vendor	Project Account	Amount	Running Balance
03/29/2023	GLPKT05034	JN05628		Verizon cindie foote			52.20	211.37
03/29/2023	GLPKT05034	JN05628		Verizon leann dipo			52.20	263.57
03/29/2023	GLPKT05034	JN05628		Verizon Karina			55.48	319.05
<a href="#">10-603-4001</a>		Finance Wages				86,342.29	65,845.52	152,187.81
Post Date	Packet Number	Source Transaction	Pmt Number	Description	Vendor	Project Account	Amount	Running Balance
03/02/2023	PYPKT00931	PYPKT00931 - Payroll O...		PYPKT00931 - Payroll 03/02/2023 PP05 - P...			21,954.46	108,296.75
03/16/2023	PYPKT00938	PYPKT00938 - Payroll O...		PYPKT00938 - Payroll 03/16/2023 - Pay 3/...			21,706.61	130,003.36
03/30/2023	PYPKT00945	PYPKT00945 - Payroll O...		PYPKT00945 - Payroll 03/30/2023 - Pay 3/...			22,184.45	152,187.81
<a href="#">10-603-4003</a>		Finance Retirement				20,606.31	15,759.85	36,366.16
Post Date	Packet Number	Source Transaction	Pmt Number	Description	Vendor	Project Account	Amount	Running Balance
03/02/2023	PYPKT00931	PYPKT00931 - Payroll O...		PYPKT00931 - Payroll 03/02/2023 PP05 - P...			5,248.49	25,854.80
03/16/2023	PYPKT00938	PYPKT00938 - Payroll O...		PYPKT00938 - Payroll 03/16/2023 - Pay 3/...			5,248.49	31,103.29
03/30/2023	PYPKT00945	PYPKT00945 - Payroll O...		PYPKT00945 - Payroll 03/30/2023 - Pay 3/...			5,262.87	36,366.16
<a href="#">10-603-4004</a>		Finance Benefits				35,867.92	11,906.19	47,774.11
Post Date	Packet Number	Source Transaction	Pmt Number	Description	Vendor	Project Account	Amount	Running Balance
03/01/2023	APPKT02439	MAR23697	2380	EMPLOYEE ASSISTANCE COVERAGE - MAR...	0086 - BLOMQUIST HALE CONSULTING, INC.		29.51	35,897.43
03/02/2023	PYPKT00931	PYPKT00931 - Payroll O...		PYPKT00931 - Payroll 03/02/2023 PP05 - P...			5,754.99	41,652.42
03/16/2023	PYPKT00938	PYPKT00938 - Payroll O...		PYPKT00938 - Payroll 03/16/2023 - Pay 3/...			5,682.68	47,335.10
03/30/2023	PYPKT00945	PYPKT00945 - Payroll O...		PYPKT00945 - Payroll 03/30/2023 - Pay 3/...			439.01	47,774.11

Detail Report

Date Range: 03/01/2023 - 03/31/2023

Account		Name				Beginning Balance	Total Activity	Ending Balance
<a href="#">10-603-4022</a>		Finance Travel and Learning				350.00	2,856.44	3,206.44
Post Date	Packet Number	Source Transaction	Pmt Number	Description	Vendor	Project Account	Amount	Running Balance
03/29/2023	GLPKT05034	JN05628		hotels.com jeremy conf.			384.08	734.08
03/29/2023	GLPKT05034	JN05628		weau conf. fee			345.00	1,079.08
03/29/2023	APPKT02471	03292023	2439	UGFOA - 4/11/23-4/14/23	VEN0397 - JUSTIN ZOLLINGER		1,063.68	2,142.76
03/29/2023	APPKT02471	03292023	2442	UGFOA - 4/11/23-4/14/23	VEN0451 - MICHAEL LEE		1,063.68	3,206.44
<a href="#">10-603-4023</a>		Finance Memberships				135.00	25.00	160.00
Post Date	Packet Number	Source Transaction	Pmt Number	Description	Vendor	Project Account	Amount	Running Balance
03/29/2023	GLPKT05034	JN05628		lt governor business fee			25.00	160.00
<a href="#">10-603-4040</a>		Finance Professional Fees				0.00	12,500.00	12,500.00
Post Date	Packet Number	Source Transaction	Pmt Number	Description	Vendor	Project Account	Amount	Running Balance
03/08/2023	APPKT02461	4502	101267	FINANCIAL STATEMENT AUDIT - 12/31/20...	0403 - Keddington & Christensen, LLC		12,500.00	12,500.00
<a href="#">10-603-4300</a>		Finance Telephone				323.80	289.50	613.30
Post Date	Packet Number	Source Transaction	Pmt Number	Description	Vendor	Project Account	Amount	Running Balance
03/02/2023	PYPKT00931	PYPKT00931 - Payroll O...		PYPKT00931 - Payroll 03/02/2023 PP05 - P...			39.30	363.10
03/16/2023	PYPKT00938	PYPKT00938 - Payroll O...		PYPKT00938 - Payroll 03/16/2023 - Pay 3/...			39.30	402.40
03/29/2023	GLPKT05034	JN05628		Verizon justin zollinger			52.20	454.60
03/29/2023	GLPKT05034	JN05628		Verizon jeremy deppe			62.20	516.80
03/29/2023	GLPKT05034	JN05628		Verizon warehouse			52.20	569.00
03/30/2023	PYPKT00945	PYPKT00945 - Payroll O...		PYPKT00945 - Payroll 03/30/2023 - Pay 3/...			44.30	613.30
<a href="#">10-604-4001</a>		IT Wages				131,557.49	100,361.50	231,918.99
Post Date	Packet Number	Source Transaction	Pmt Number	Description	Vendor	Project Account	Amount	Running Balance
03/02/2023	PYPKT00931	PYPKT00931 - Payroll O...		PYPKT00931 - Payroll 03/02/2023 PP05 - P...			33,478.81	165,036.30
03/16/2023	PYPKT00938	PYPKT00938 - Payroll O...		PYPKT00938 - Payroll 03/16/2023 - Pay 3/...			33,442.73	198,479.03
03/30/2023	PYPKT00945	PYPKT00945 - Payroll O...		PYPKT00945 - Payroll 03/30/2023 - Pay 3/...			33,439.96	231,918.99
<a href="#">10-604-4002</a>		IT Overtime				5,794.96	4,822.71	10,617.67
Post Date	Packet Number	Source Transaction	Pmt Number	Description	Vendor	Project Account	Amount	Running Balance
03/02/2023	PYPKT00931	PYPKT00931 - Payroll O...		PYPKT00931 - Payroll 03/02/2023 PP05 - P...			1,521.13	7,316.09
03/16/2023	PYPKT00938	PYPKT00938 - Payroll O...		PYPKT00938 - Payroll 03/16/2023 - Pay 3/...			1,581.89	8,897.98
03/30/2023	PYPKT00945	PYPKT00945 - Payroll O...		PYPKT00945 - Payroll 03/30/2023 - Pay 3/...			1,719.69	10,617.67
<a href="#">10-604-4003</a>		IT Retirement				34,163.13	26,164.83	60,327.96
Post Date	Packet Number	Source Transaction	Pmt Number	Description	Vendor	Project Account	Amount	Running Balance
03/02/2023	PYPKT00931	PYPKT00931 - Payroll O...		PYPKT00931 - Payroll 03/02/2023 PP05 - P...			8,706.25	42,869.38
03/16/2023	PYPKT00938	PYPKT00938 - Payroll O...		PYPKT00938 - Payroll 03/16/2023 - Pay 3/...			8,712.41	51,581.79
03/30/2023	PYPKT00945	PYPKT00945 - Payroll O...		PYPKT00945 - Payroll 03/30/2023 - Pay 3/...			8,746.17	60,327.96
<a href="#">10-604-4004</a>		IT Benefits				53,634.42	18,714.99	72,349.41
Post Date	Packet Number	Source Transaction	Pmt Number	Description	Vendor	Project Account	Amount	Running Balance
03/01/2023	APPKT02439	MAR23697	2380	EMPLOYEE ASSISTANCE COVERAGE - MAR...	0086 - BLOMQUIST -HALE CONSULTING, INC.		34.27	53,668.69
03/02/2023	PYPKT00931	PYPKT00931 - Payroll O...		PYPKT00931 - Payroll 03/02/2023 PP05 - P...			8,945.14	62,613.83



## Detail Report

Date Range: 03/01/2023 - 03/31/2023

Account		Name				Beginning Balance	Total Activity	Ending Balance
<a href="#">10-604-4004</a>		IT Benefits - Continued				53,634.42	18,714.99	72,349.41
Post Date	Packet Number	Source Transaction	Pmt Number	Description	Vendor	Project Account	Amount	Running Balance
03/16/2023	PYPKT00938	PYPKT00938 - Payroll 0...		PYPKT00938 - Payroll 03/16/2023 - Pay 3/...			8,790.84	71,404.67
03/30/2023	PYPKT00945	PYPKT00945 - Payroll 0...		PYPKT00945 - Payroll 03/30/2023 - Pay 3/...			944.74	72,349.41
<a href="#">10-604-4021</a>		IT Uniforms				79.91	39.58	119.49
Post Date	Packet Number	Source Transaction	Pmt Number	Description	Vendor	Project Account	Amount	Running Balance
03/01/2023	APPKT02457	4148065935	101249	UNIFORMS - OPERATION DEPT.	0136 - CINTAS		9.73	89.64
03/15/2023	APPKT02465	4149450913	101296	UNIFORMS - OPERATION DEPT.	0136 - CINTAS		9.85	99.49
03/22/2023	APPKT02465	4150149849	101296	UNIFORMS - OPERATION DEPT.	0136 - CINTAS		10.15	109.64
03/29/2023	APPKT02471	4150896515	101330	UNIFORMS - OPERATION DEPT.	0136 - CINTAS		9.85	119.49
<a href="#">10-604-4023</a>		IT Memberships				0.00	85.00	85.00
Post Date	Packet Number	Source Transaction	Pmt Number	Description	Vendor	Project Account	Amount	Running Balance
03/29/2023	GLPKT05034	JN05628		Wef main andy membership			85.00	85.00
<a href="#">10-604-4040</a>		IT Professional Fees				0.00	163.80	163.80
Post Date	Packet Number	Source Transaction	Pmt Number	Description	Vendor	Project Account	Amount	Running Balance
03/22/2023	APPKT02461	INV-136487	101261	ADDITIONAL PERFORMANCE PRO LICENSES	VEN01358 - HR PERFORMANCE SOLUTIONS		163.80	163.80
<a href="#">10-604-4300</a>		IT Telephone				631.27	482.33	1,113.60
Post Date	Packet Number	Source Transaction	Pmt Number	Description	Vendor	Project Account	Amount	Running Balance
03/02/2023	PYPKT00931	PYPKT00931 - Payroll 0...		PYPKT00931 - Payroll 03/02/2023 PP05 - P...			-5.00	626.27
03/12/2023	APPKT02461	632728678	101247	ACCT#90236455; MARCH 2023	0124 - CENTURYLINK		73.75	700.02
03/16/2023	PYPKT00938	PYPKT00938 - Payroll 0...		PYPKT00938 - Payroll 03/16/2023 - Pay 3/...			-5.00	695.02
03/29/2023	GLPKT05034	JN05628		Verizon Mike Warr			52.20	747.22
03/29/2023	GLPKT05034	JN05628		Verizon Travis Winger			52.20	799.42
03/29/2023	GLPKT05034	JN05628		Verizon Nick Mckinney			63.75	863.17
03/29/2023	GLPKT05034	JN05628		Verizon andy larsen			62.20	925.37
03/29/2023	GLPKT05034	JN05628		Verizon jake crookston			62.20	987.57
03/29/2023	GLPKT05034	JN05628		Verizon david gittins			52.20	1,039.77
03/29/2023	GLPKT05034	JN05628		Verizon david gittins watch			11.63	1,051.40
03/29/2023	GLPKT05034	JN05628		Verizon Shaun Udink			62.20	1,113.60
<a href="#">10-604-6200</a>		IT Tools & Small Equipment				3,829.12	762.05	4,591.17
Post Date	Packet Number	Source Transaction	Pmt Number	Description	Vendor	Project Account	Amount	Running Balance
03/01/2023	ARPKT00706	Invoice Packet ARPKT0...		February 2023 Activity Septage			-5.00	3,824.12
03/03/2023	POPKT09732	71-287500	101245	AXIS 90W POE MIDSPAN (Q62 CAMERAS)	0069 - AVTEC		595.05	4,419.17
03/16/2023	APPKT02461	71-288230	101325	BLOWER BLDG CAMER SERVICE - JAN. 2023	0069 - AVTEC		172.00	4,591.17
<a href="#">10-604-6400</a>		IT Maintenance				8,423.16	5,120.51	13,543.67
Post Date	Packet Number	Source Transaction	Pmt Number	Description	Vendor	Project Account	Amount	Running Balance
03/01/2023	APPKT02449	23MAR0466	101211	ACCT#020458	VEN01264 - SYRINGA NETWORKS		1,149.00	9,572.16
03/08/2023	APPKT02457	4148754403	101249	OPERATION DEPT. UNIROMS	0136 - CINTAS		10.15	9,582.31
03/16/2023	POPKT09852	INV-112282	2431	Titan Radio 4 Watt Digital/Analog	0022 - AIR COMM		2,720.00	12,302.31
03/16/2023	POPKT09852	INV-112282	2431	Titan Radio TR400 Speaker Microphone	0022 - AIR COMM		464.00	12,766.31

## Detail Report

Date Range: 03/01/2023 - 03/31/2023

Account		Name				Beginning Balance	Total Activity	Ending Balance
<a href="#">10-604-6400</a>		IT Maintenance - Continued				8,423.16	5,120.51	13,543.67
Post Date	Packet Number	Source Transaction	Pmt Number	Description	Vendor	Project Account	Amount	Running Balance
03/29/2023	GLPKT05034	JN05628		amazon 10 computer speakers			619.30	13,385.61
03/29/2023	GLPKT05034	JN05628		amazon cable labels			135.08	13,520.69
03/29/2023	GLPKT05034	JN05628		amazon laptop screws			22.98	13,543.67
<a href="#">10-604-6500</a>		IT Software Support				58,818.16	1,075.44	59,893.60
Post Date	Packet Number	Source Transaction	Pmt Number	Description	Vendor	Project Account	Amount	Running Balance
03/29/2023	GLPKT05034	JN05628		linkedin learning subscription			299.88	59,118.04
03/29/2023	GLPKT05034	JN05628		amazon 4 rackmounts			476.56	59,594.60
03/29/2023	GLPKT05034	JN05628		gotocom hamachi multi network license			299.00	59,893.60
<a href="#">10-604-7070</a>		IT Pay-As-You-Go				50,568.53	10,393.00	60,961.53
Post Date	Packet Number	Source Transaction	Pmt Number	Description	Vendor	Project Account	Amount	Running Balance
03/01/2023	POPKT09699	GV08152	2383	Cisco FirePOWER 1010 Next-Generation Fi...	0123 - CDW GOVERNMENT INC.	Headworks System Con...	741.84	51,310.37
03/01/2023	POPKT09699	HB06460	2383	Cisco Smart Net Total Care	0123 - CDW GOVERNMENT INC.	Headworks System Con...	111.16	51,421.53
03/13/2023	APPKT02461	8832	101242	DIGESTER 6&7 PLC MIGRATION PROEJCT -...	VEN01279 - APCO INC.	SCADA/PLC Changeout...	9,540.00	60,961.53
<a href="#">10-605-4001</a>		Safety Wages				30,155.47	19,726.77	49,882.24
Post Date	Packet Number	Source Transaction	Pmt Number	Description	Vendor	Project Account	Amount	Running Balance
03/02/2023	PYPKT00931	PYPKT00931 - Payroll 0...		PYPKT00931 - Payroll 03/02/2023 PP05 - P...			11,102.59	41,258.06
03/16/2023	PYPKT00938	PYPKT00938 - Payroll 0...		PYPKT00938 - Payroll 03/16/2023 - Pay 3/...			4,312.09	45,570.15
03/30/2023	PYPKT00945	PYPKT00945 - Payroll 0...		PYPKT00945 - Payroll 03/30/2023 - Pay 3/...			4,312.09	49,882.24
<a href="#">10-605-4003</a>		Safety Retirement				7,538.86	4,931.69	12,470.55
Post Date	Packet Number	Source Transaction	Pmt Number	Description	Vendor	Project Account	Amount	Running Balance
03/02/2023	PYPKT00931	PYPKT00931 - Payroll 0...		PYPKT00931 - Payroll 03/02/2023 PP05 - P...			2,775.65	10,314.51
03/16/2023	PYPKT00938	PYPKT00938 - Payroll 0...		PYPKT00938 - Payroll 03/16/2023 - Pay 3/...			1,078.02	11,392.53
03/30/2023	PYPKT00945	PYPKT00945 - Payroll 0...		PYPKT00945 - Payroll 03/30/2023 - Pay 3/...			1,078.02	12,470.55
<a href="#">10-605-4004</a>		Safety Benefits				15,185.94	3,962.54	19,148.48
Post Date	Packet Number	Source Transaction	Pmt Number	Description	Vendor	Project Account	Amount	Running Balance
03/01/2023	APPKT02439	MAR23697	2380	EMPLOYEE ASSISTANCE COVERAGE - MAR...	0086 - BLOMQUIST HALE CONSULTING, INC.		9.99	15,195.93
03/02/2023	PYPKT00931	PYPKT00931 - Payroll 0...		PYPKT00931 - Payroll 03/02/2023 PP05 - P...			2,620.55	17,816.48
03/16/2023	PYPKT00938	PYPKT00938 - Payroll 0...		PYPKT00938 - Payroll 03/16/2023 - Pay 3/...			1,210.23	19,026.71
03/30/2023	PYPKT00945	PYPKT00945 - Payroll 0...		PYPKT00945 - Payroll 03/30/2023 - Pay 3/...			121.77	19,148.48
<a href="#">10-605-4027</a>		Safety Supplies				0.00	44.95	44.95
Post Date	Packet Number	Source Transaction	Pmt Number	Description	Vendor	Project Account	Amount	Running Balance
03/29/2023	GLPKT05034	JN05628		franklin planner			44.95	44.95
<a href="#">10-605-4300</a>		Safety Telephone				173.46	68.53	241.99
Post Date	Packet Number	Source Transaction	Pmt Number	Description	Vendor	Project Account	Amount	Running Balance
03/12/2023	APPKT02461	632728678	101247	ACCT#90236455; MARCH 2023	0124 - CENTURYLIN<		16.33	189.79
03/29/2023	GLPKT05034	JN05628		Verizon Isaac Talbot			52.20	241.99

## Detail Report

Date Range: 03/01/2023 - 03/31/2023

Account		Name				Beginning Balance	Total Activity	Ending Balance
<a href="#">10-605-6400</a>		Safety Maintenance				5,458.33	1,879.50	7,337.83
Post Date	Packet Number	Source Transaction	Pmt Number	Description	Vendor	Project Account	Amount	Running Balance
03/29/2023	POPKT09846	INV0013565	DFT0001733	Lock out tag out boards	0784 - US BANK		1,879.50	7,337.83
<a href="#">10-606-4001</a>		Engineering Wages				62,838.65	47,765.09	110,603.74
Post Date	Packet Number	Source Transaction	Pmt Number	Description	Vendor	Project Account	Amount	Running Balance
03/02/2023	PYPKT00931	PYPKT00931 - Payroll 0...		PYPKT00931 - Payroll 03/02/2023 PP05 - P...			15,921.69	78,760.34
03/16/2023	PYPKT00938	PYPKT00938 - Payroll 0...		PYPKT00938 - Payroll 03/16/2023 - Pay 3/...			15,921.69	94,682.03
03/30/2023	PYPKT00945	PYPKT00945 - Payroll 0...		PYPKT00945 - Payroll 03/30/2023 - Pay 3/...			15,921.71	110,603.74
<a href="#">10-606-4003</a>		Engineering Retirement				15,266.60	11,608.99	26,875.59
Post Date	Packet Number	Source Transaction	Pmt Number	Description	Vendor	Project Account	Amount	Running Balance
03/02/2023	PYPKT00931	PYPKT00931 - Payroll 0...		PYPKT00931 - Payroll 03/02/2023 PP05 - P...			3,869.66	19,136.26
03/16/2023	PYPKT00938	PYPKT00938 - Payroll 0...		PYPKT00938 - Payroll 03/16/2023 - Pay 3/...			3,869.66	23,005.92
03/30/2023	PYPKT00945	PYPKT00945 - Payroll 0...		PYPKT00945 - Payroll 03/30/2023 - Pay 3/...			3,869.67	26,875.59
<a href="#">10-606-4004</a>		Engineering Benefits				15,049.92	5,389.20	20,439.12
Post Date	Packet Number	Source Transaction	Pmt Number	Description	Vendor	Project Account	Amount	Running Balance
03/01/2023	APPKT02439	MAR23697	2380	EMPLOYEE ASSISTANCE COVERAGE - MAR...	0086 - BLOMQUIST HALE CONSULTING, INC.		14.28	15,064.20
03/02/2023	PYPKT00931	PYPKT00931 - Payroll 0...		PYPKT00931 - Payroll 03/02/2023 PP05 - P...			2,476.91	17,541.11
03/16/2023	PYPKT00938	PYPKT00938 - Payroll 0...		PYPKT00938 - Payroll 03/16/2023 - Pay 3/...			2,448.59	19,989.70
03/30/2023	PYPKT00945	PYPKT00945 - Payroll 0...		PYPKT00945 - Payroll 03/30/2023 - Pay 3/...			449.42	20,439.12
<a href="#">10-606-4022</a>		Engineering Travel and Learning				0.00	4,812.12	4,812.12
Post Date	Packet Number	Source Transaction	Pmt Number	Description	Vendor	Project Account	Amount	Running Balance
03/29/2023	GLPKT05034	JN05628		hotels.com bryan m. conf.			709.80	709.80
03/29/2023	GLPKT05034	JN05628		weau bryan land app. Training			90.00	799.80
03/29/2023	GLPKT05034	JN05628		delta mike e. conf.			706.30	1,506.10
03/29/2023	GLPKT05034	JN05628		weau pre-conf. fee			950.00	2,456.10
03/29/2023	GLPKT05034	JN05628		weau conf. fee			345.00	2,801.10
03/29/2023	GLPKT05034	JN05628		hotels.com navneet conf.			742.80	3,543.90
03/29/2023	GLPKT05034	JN05628		wef reg bryan m. conf.			965.00	4,508.90
03/29/2023	GLPKT05034	JN05628		hotels.com Kevin conf.			303.22	4,812.12
<a href="#">10-606-4040</a>		Engineering Professional Fees				175,684.26	27,913.88	203,598.14
Post Date	Packet Number	Source Transaction	Pmt Number	Description	Vendor	Project Account	Amount	Running Balance
03/30/2023	APPKT02476	25477050		ASSET MANAG. PLAN UPDATE - 1/27/23-2...	0104 - BROWN AND CALDWELL		25,522.11	201,206.37
03/30/2023	APPKT02476	25477055		GENERAL SERVCIES - 1/27/23 - 2/23/23	0104 - BROWN AND CALDWELL		2,391.77	203,598.14
<a href="#">10-606-4300</a>		Engineering Telephone				235.66	197.18	432.84
Post Date	Packet Number	Source Transaction	Pmt Number	Description	Vendor	Project Account	Amount	Running Balance
03/02/2023	PYPKT00931	PYPKT00931 - Payroll 0...		PYPKT00931 - Payroll 03/02/2023 PP05 - P...			22.15	257.81
03/12/2023	APPKT02461	632728678	101247	ACCT#90236455; MARCH 2023	0124 - CENTURYLINK		16.33	274.14
03/16/2023	PYPKT00938	PYPKT00938 - Payroll 0...		PYPKT00938 - Payroll 03/16/2023 - Pay 3/...			22.15	296.29
03/29/2023	GLPKT05034	JN05628		Verizon kevin gallagher			52.20	348.49
03/29/2023	GLPKT05034	JN05628		Verizon bryan mansell			62.20	410.69



## Detail Report

Date Range: 03/01/2023 - 03/31/2023

Account	Name					Beginning Balance	Total Activity	Ending Balance
<a href="#">10-606-4300</a>	Engineering Telephone - Continued					235.66	197.18	432.84
Post Date	Packet Number	Source Transaction	Pmt Number	Description	Vendor	Project Account	Amount	Running Balance
03/30/2023	PYPKT00945	PYPKT00945 - Payroll 0...		PYPKT00945 - Payroll 03/30/2023 - Pay 3/...			22.15	432.84
<a href="#">10-606-7070</a>	Engineering Pay-As-You-Go					47,491.76	36,875.70	84,367.46
Post Date	Packet Number	Source Transaction	Pmt Number	Description	Vendor	Project Account	Amount	Running Balance
03/30/2023	APPKT02476	25477053		TACO/HVAC OFFICE	0104 - BROWN AND CALDWELL	Tunnel and Misc Buildi...	1,998.50	49,490.26
03/30/2023	APPKT02476	25477053		FIRE ALARM CM FIELD	0104 - BROWN AND CALDWELL	Fire Protection System ...	9,147.54	58,637.80
03/30/2023	APPKT02476	25477053		FIRE ALARM	0104 - BROWN AND CALDWELL	Fire Protection System ...	16,928.45	75,566.25
03/30/2023	APPKT02476	25477053		CATHODIC PROTECTION FIELD	0104 - BROWN AND CALDWELL	Cathodic Protection Rep..	5,860.80	81,427.05
03/30/2023	APPKT02476	25477053		TACO/HVAC FIELD	0104 - BROWN AND CALDWELL	Tunnel and Misc Buildi...	2,940.41	84,367.46
<a href="#">10-700-7005</a>	Capital Bond/Cash BNR Public Bonds					4,887,233.27	2,932,533.83	7,819,767.10
Post Date	Packet Number	Source Transaction	Pmt Number	Description	Vendor	Project Account	Amount	Running Balance
03/09/2023	APPKT02461	2023-0491	101241	APS SECURITY GUARDS - 02/19/23-03/04/...	VEN01266 - ALL PRO SECURITY	BNR Basins Constructio...	892.50	4,888,125.77
03/16/2023	APPKT02461	8830	101242	BNR PROJECT - FEB. 2023	VEN01279 - APCO INC.	BNR Basins System Con...	1,080.00	4,889,205.77
03/23/2023	APPKT02465	2023-0541	101292	APS SECURITY GUARDS - MARCH 5-18, 20...	VEN01266 - ALL PRO SECURITY	BNR Basins Constructio...	840.00	4,890,045.77
03/30/2023	APPKT02476	25477053		BNR OFFICE	0104 - BROWN AND CALDWELL	BNR Basins CM Office 2...	96,250.95	4,986,296.72
03/30/2023	APPKT02476	25477053		BNR FIELD	0104 - BROWN AND CALDWELL	BNR Basins CM Field 20...	104,759.03	5,091,055.75
03/31/2023	GLPKT05066	JN05642		Mar 2023 Retainage		BNR Basins Constructio...	136,200.59	5,227,256.34
03/31/2023	APPKT02476	61430066		BNR PROJECT - MARCH 2023	VEN01239 - WESTERN TECHNOLOGIES INC.	BNR NETA Testing 2023	4,699.50	5,231,955.84
03/31/2023	APPKT02476	PAY APP 37 - BNR		BNR PROJECT - 2/13/23-3/12/23	0284 - GERBER CONSTRUCTION COMPANY	BNR Basins Constructio...	2,587,811.26	7,819,767.10
<a href="#">10-700-7010</a>	Dewatering					428,044.69	186,044.46	614,089.15
Post Date	Packet Number	Source Transaction	Pmt Number	Description	Vendor	Project Account	Amount	Running Balance
03/01/2023	POPKT09699	GP02253	2383	4425264	0123 - CDW GOVERNMENT INC.	Dewatering System Con...	1,002.58	429,047.27
03/01/2023	POPKT09699	GQ42968	2383	Tripp Lite 26U Wall Mount Rack Enclosure...	0123 - CDW GOVERNMENT INC.	Dewatering System Con...	1,012.05	430,059.32
03/01/2023	POPKT09699	GQ42968	2383	Leviton QuickPort Shielded Flat - patch pa...	0123 - CDW GOVERNMENT INC.	Dewatering System Con...	1,451.36	431,510.68
03/01/2023	POPKT09699	GV08152	2383	Cisco FirePOWER 1010 Next-Generation Fi...	0123 - CDW GOVERNMENT INC.	Dewatering System Con...	741.84	432,252.52
03/01/2023	POPKT09699	HB06460	2383	Cisco Smart Net Total Care	0123 - CDW GOVERNMENT INC.	Dewatering System Con...	111.16	432,363.68
03/08/2023	POPKT09749	6695-1048796	101232	PHX 2902037	0645 - ROYAL WHOLESALE ELECTRIC	Dewatering System Con...	3,868.96	436,232.64
03/22/2023	APPKT02465	20150-7779000	2423	DEWATERING FACILITY UPGRADES	0026 - ALDER CONSTRUCTION	Dewatering Constructi...	8,000.12	444,232.76
03/30/2023	APPKT02476	25477054		DEWATERING DESIGN	0104 - BROWN AND CALDWELL	Dewatering Facility Des...	169,856.39	614,089.15
<a href="#">10-700-7014</a>	Blower Building					1,813,454.15	645,165.99	2,458,620.14
Post Date	Packet Number	Source Transaction	Pmt Number	Description	Vendor	Project Account	Amount	Running Balance
03/01/2023	POPKT09699	GL54902	2383	C2G 6ft Cat6 Snagless Shielded (STP)	0123 - CDW GOVERNMENT INC.	Blower Building System...	46.60	1,813,500.75
03/01/2023	POPKT09699	GL54902	2383	C2G 10ft Cat6 Snagless Shielded (STP)	0123 - CDW GOVERNMENT INC.	Blower Building System...	1,102.00	1,814,602.75
03/01/2023	POPKT09699	GM66179	2383	C2G 6ft Cat6 Snagless Shielded (STP)	0123 - CDW GOVERNMENT INC.	Blower Building System...	652.40	1,815,255.15
03/01/2023	POPKT09699	GM72887	2383	C2G 6ft Cat6 Snagless Shielded (STP)	0123 - CDW GOVERNMENT INC.	Blower Building System...	233.00	1,815,488.15
03/01/2023	POPKT09699	GV08152	2383	Cisco FirePOWER 1010 Next-Generation Fi...	0123 - CDW GOVERNMENT INC.	Blower Building System...	1,483.68	1,816,971.83
03/01/2023	POPKT09699	HB06460	2383	Cisco Smart Net Total Care	0123 - CDW GOVERNMENT INC.	Blower Building System...	222.32	1,817,194.15
03/01/2023	POPKT09709	52-45508	101246	rollforward of Network Switches for Blowe...	0111 - CACHE VALLEY ELECTRIC TECHNOLOGI...	Blower Building System...	18,897.85	1,836,092.00
03/09/2023	APPKT02461	2023-0491	101241	APS SECURITY GUARDS - 02/19/23-03/04/...	VEN01266 - ALL PRO SECURITY	Blower Building Constr...	892.50	1,836,984.50
03/23/2023	APPKT02465	2023-0541	101292	APS SECURITY GUARDS - MARCH 5-18, 20...	VEN01266 - ALL PRO SECURITY	Blower Building Constr...	840.00	1,837,824.50

## Detail Report

Date Range: 03/01/2023 - 03/31/2023

Account	Name				Beginning Balance	Total Activity	Ending Balance	
<a href="#">10-700-7014</a>	Blower Building - Continued				1,813,454.15	645,165.99	2,458,620.14	
Post Date	Packet Number	Source Transaction	Pmt Number	Description	Vendor	Project Account	Amount	Running Balance
03/30/2023	APPKT02476	25477053		BLOWER BUILDING OFFICE	0104 - BROWN AND CALDWELL	Blower Building Office ...	40,082.04	1,877,906.54
03/30/2023	APPKT02476	25477053		BLOWER BUILDING FIELD	0104 - BROWN AND CALDWELL	Blower Building Field C...	44,621.60	1,922,528.14
03/31/2023	GLPKT05066	JN05642		Mar 2023 Retainage		Blower Building Constr...	26,780.25	1,949,308.39
03/31/2023	APPKT02476	61430065		BLOWER BUILDING PROJECT - MARCH 20...	VEN01132 - CHEMTECH-FORD, INC.	Blower Building Neta T...	487.00	1,949,795.39
03/31/2023	APPKT02476	PAY APP 36 - BLOWER		BLOWER PROJECT - 2/26/23-3/25/23	0026 - ALDER CONSTRUCTION	Blower Building Constr...	508,824.75	2,458,620.14
<a href="#">10-700-7015</a>	Sidestream Phosphorus				350,032.41	68,098.59	418,131.00	
Post Date	Packet Number	Source Transaction	Pmt Number	Description	Vendor	Project Account	Amount	Running Balance
03/16/2023	APPKT02461	8829	101294	SIDESTREAM P. PROJECT - FEB. 2023	VEN01279 - APCO INC.	Sidestream Phosphorus...	4,860.00	354,892.41
03/20/2023	POPKT09890	6695-1049771		BMXCPS4022 REDUNDANT 24-48 VDC	0645 - ROYAL WHOLESALE ELECTRIC	Sidestream Phosphorus...	3,605.00	358,497.41
03/30/2023	APPKT02476	25477053		SIDESTREAM P FIELD	0104 - BROWN AND CALDWELL	Sidestream Phosphorus...	16,549.31	375,046.72
03/30/2023	APPKT02476	25477053		SIDESTREAM P OFFICE	0104 - BROWN AND CALDWELL	Sidestream Phosphorus...	6,078.28	381,125.00
03/31/2023	GLPKT05066	JN05642		Mar 2023 Retainage		Sidestream Phosphorus...	1,850.30	382,975.30
03/31/2023	APPKT02476	PAY APP 25 -SIDESTRE...		SIDESTREAM P. REMOVAL - MARCH 2023	0026 - ALDER CONSTRUCTION	Sidestream Phosphorus...	35,155.70	418,131.00
<a href="#">10-700-7016</a>	Thickening Building				2,511,448.50	1,633,845.37	4,145,293.87	
Post Date	Packet Number	Source Transaction	Pmt Number	Description	Vendor	Project Account	Amount	Running Balance
03/30/2023	APPKT02476	25477053		THICKENING/STRAINING OFFICE	0104 - BROWN AND CALDWELL	Thickening Building Offi...	72,178.85	2,583,627.35
03/30/2023	APPKT02476	25477053		THICKENING /STRAINING FIELD	0104 - BROWN AND CALDWELL	Thickening Building Fiel...	38,515.02	2,622,142.37
03/31/2023	GLPKT05066	JN05642		Mar 2023 Retainage		Thickening Building Con...	76,085.30	2,698,227.67
03/31/2023	APPKT02476	61430067		CHICKENING AND STRAINING PROJECT - ...	VEN01239 - WESTERN TECHNOLOGIES INC.	Thickening Building Ma...	1,445.50	2,699,673.17
03/31/2023	APPKT02476	PAY APP 12 - THICKENI...		THICHENING AND STRAINIGN - MARCH 20...	VEN01410 - ARCHER WESTERN CONSTRUCTI...	Thickening Building Con...	1,445,620.70	4,145,293.87
<a href="#">10-700-7017</a>	Sidestream Nitrogen				1,261,669.88	708,976.22	1,970,646.10	
Post Date	Packet Number	Source Transaction	Pmt Number	Description	Vendor	Project Account	Amount	Running Balance
03/01/2023	POPKT09699	GP02253	2383	4425264	0123 - CDW GOVERNMENT INC.	Sidestream Nitrogen Sy...	1,002.58	1,262,672.46
03/01/2023	POPKT09699	GQ42968	2383	Leviton QuickPort Shielded Flat - patch pa...	0123 - CDW GOVERNMENT INC.	Sidestream Nitrogen Sy...	1,451.36	1,264,123.82
03/01/2023	POPKT09699	GQ42968	2383	Tripp Lite 26U Wall Mount Rack Enclosure...	0123 - CDW GOVERNMENT INC.	Sidestream Nitrogen Sy...	1,012.05	1,265,135.87
03/09/2023	APPKT02461	2023-0491	101241	APS SECURITY GUARDS - 02/19/23-03/04/...	VEN01266 - ALL PRO SECURITY	Sidestream Nitrogen C...	892.50	1,266,028.37
03/15/2023	POPKT09761	INV0013466	101355	BMXFTA3022 3M CORD ANA HART	0645 - ROYAL WHOLESALE ELECTRIC	Sidestream Nitrogen Sy...	185.40	1,266,213.77
03/15/2023	POPKT09761	INV0013466	101355	BMXFTA3022 3M CORD ANA HART	0645 - ROYAL WHOLESALE ELECTRIC	Sidestream Nitrogen Sy...	123.60	1,266,337.37
03/15/2023	POPKT09761	INV0013466	101355	BMXDDO3202K 32 POINT DISCRETE TRANS..	0645 - ROYAL WHOLESALE ELECTRIC	Sidestream Nitrogen Sy...	327.03	1,266,664.40
03/15/2023	POPKT09761	INV0013466	101355	BMXFTA3022 3M CORD ANA HART	0645 - ROYAL WHOLESALE ELECTRIC	Sidestream Nitrogen Sy...	123.60	1,266,788.00
03/15/2023	POPKT09761	INV0013466	101355	BMXFTA3022 3M CORD ANA HART	0645 - ROYAL WHOLESALE ELECTRIC	Sidestream Nitrogen Sy...	123.60	1,266,911.60
03/16/2023	APPKT02461	8831	101242	SIDESTREAM N PROJECT - FEB. 2023	VEN01279 - APCO INC.	Sidestream Nitrogen Sy...	14,940.00	1,281,851.60
03/20/2023	POPKT09890	6695-1049771		BMXCPS4022 REDUNDANT 24-48 VDC	0645 - ROYAL WHOLESALE ELECTRIC	Sidestream Nitrogen Sy...	1,802.50	1,283,654.10
03/20/2023	POPKT09890	6695-1049771		BMXDDO3202K 32 POINT DISCRETE TRANS..	0645 - ROYAL WHOLESALE ELECTRIC	Sidestream Nitrogen Sy...	327.03	1,283,981.13
03/20/2023	POPKT09890	6695-1049771		ABE7P16T215 TELEFAST 2 OUTPUT	0645 - ROYAL WHOLESALE ELECTRIC	Sidestream Nitrogen Sy...	1,276.96	1,285,258.09
03/20/2023	POPKT09890	6695-1049771		ABE7P16T215 TELEFAST 2 OUTPUT	0645 - ROYAL WHOLESALE ELECTRIC	Sidestream Nitrogen Sy...	1,276.96	1,286,535.05
03/20/2023	POPKT09890	6695-1049771		BMXDDO3202K 32 POINT DISCRETE TRANS..	0645 - ROYAL WHOLESALE ELECTRIC	Sidestream Nitrogen Sy...	327.03	1,286,862.08
03/20/2023	POPKT09890	6695-1049771		BMXCPS4022 REDUNDANT 24-48 VDC	0645 - ROYAL WHOLESALE ELECTRIC	Sidestream Nitrogen Sy...	1,802.50	1,288,664.58
03/20/2023	POPKT09890	6695-1049771		BMXCPS4022 REDUNDANT 24-48 VDC	0645 - ROYAL WHOLESALE ELECTRIC	Sidestream Nitrogen Sy...	1,802.50	1,290,467.08
03/20/2023	POPKT09890	6695-1049771		BMXCPS4022 REDUNDANT 24-48 VDC	0645 - ROYAL WHOLESALE ELECTRIC	Sidestream Nitrogen Sy...	1,802.50	1,292,269.58



# Detail Report

Date Range: 03/01/2023 - 03/31/2023

Account	Name					Beginning Balance	Total Activity	Ending Balance
<a href="#">10-700-7017</a>	Sidestream Nitrogen - Continued					1,261,669.88	708,976.22	1,970,646.10
Post Date	Packet Number	Source Transaction	Pmt Number	Description	Vendor	Project Account	Amount	Running Balance
03/23/2023	APPKT02465	2023-0541	101292	APS SECURITY GUARDS - MARCH 5-18, 20...	VEN01266 - ALL PRO SECURITY	Sidestream Nitrogen C...	840.00	1,293,109.58
03/30/2023	APPKT02476	25477053		SIDESTREAM N FIELD	0104 - BROWN AND CALDWELL	Sidestream Nitrogen Fie..	28,326.74	1,321,436.32
03/30/2023	APPKT02476	25477053		SIDESTREAM N OFFICE	0104 - BROWN AND CALDWELL	Sidestream Nitrogen Off..	26,732.78	1,348,169.10
03/31/2023	GLPKT05066	JN05642		Mar 2023 Retainage		Sidestream Nitrogen C...	31,123.85	1,379,292.95
03/31/2023	APPKT02476	PAY APP 21 - SIDESDTR...		SIDESTREAM NITROGEN REMOVEAL PROJ...	0026 - ALDER CONSTRUCTION	Sidestream Nitrogen C...	591,353.15	1,970,646.10
<a href="#">10-801-8117</a>	Principal 2017A Bond					0.00	1,115,000.00	1,115,000.00
Post Date	Packet Number	Source Transaction	Pmt Number	Description	Vendor	Project Account	Amount	Running Balance
03/31/2023	GLPKT05044	JN05633		Principal 2017A Bond			1,115,000.00	1,115,000.00
<a href="#">10-801-8119</a>	Principal 2019A Bond					0.00	1,270,000.00	1,270,000.00
Post Date	Packet Number	Source Transaction	Pmt Number	Description	Vendor	Project Account	Amount	Running Balance
03/31/2023	GLPKT05044	JN05633		Principal 2019A Bond			1,270,000.00	1,270,000.00
<a href="#">10-801-8121</a>	Principal 2021A Bond					0.00	1,114,000.00	1,114,000.00
Post Date	Packet Number	Source Transaction	Pmt Number	Description	Vendor	Project Account	Amount	Running Balance
03/31/2023	GLPKT05044	JN05633		Principal 2021A Bond			1,114,000.00	1,114,000.00
<a href="#">10-801-8122</a>	Principal 2021B Bond					0.00	815,000.00	815,000.00
Post Date	Packet Number	Source Transaction	Pmt Number	Description	Vendor	Project Account	Amount	Running Balance
03/31/2023	GLPKT05044	JN05633		Principal 2021B Bond			815,000.00	815,000.00
<a href="#">10-801-8123</a>	Principal 2021C Bond					0.00	2,800,000.00	2,800,000.00
Post Date	Packet Number	Source Transaction	Pmt Number	Description	Vendor	Project Account	Amount	Running Balance
03/31/2023	GLPKT05044	JN05633		Principal 2021C Bond			2,800,000.00	2,800,000.00
<a href="#">10-801-8217</a>	Interest 2017A Bond					0.00	552,075.00	552,075.00
Post Date	Packet Number	Source Transaction	Pmt Number	Description	Vendor	Project Account	Amount	Running Balance
03/31/2023	GLPKT05044	JN05633		Interest 2017A Bond			552,075.00	552,075.00
<a href="#">10-801-8219</a>	Interest 2019A Bond					0.00	732,550.00	732,550.00
Post Date	Packet Number	Source Transaction	Pmt Number	Description	Vendor	Project Account	Amount	Running Balance
03/31/2023	GLPKT05044	JN05633		Interest 2019A Bond			732,550.00	732,550.00
<a href="#">10-801-8221</a>	Interest 2021A Bond					0.00	198,109.75	198,109.75
Post Date	Packet Number	Source Transaction	Pmt Number	Description	Vendor	Project Account	Amount	Running Balance
03/31/2023	GLPKT05044	JN05633		Interest 2021A Bond			198,109.75	198,109.75
<a href="#">10-801-8222</a>	Interest 2021B Bond					0.00	410,725.00	410,725.00
Post Date	Packet Number	Source Transaction	Pmt Number	Description	Vendor	Project Account	Amount	Running Balance
03/31/2023	GLPKT05044	JN05633		Interest 2021B Bond			410,725.00	410,725.00

# Detail Report

Date Range: 03/01/2023 - 03/31/2023

Account		Name				Beginning Balance	Total Activity	Ending Balance
<a href="#">10-801-8223</a>		Interest 2021C Bond				0.00	2,697,400.00	2,697,400.00
Post Date	Packet Number	Source Transaction	Pmt Number	Description	Vendor	Project Account	Amount	Running Balance
03/31/2023	GLPKT05044	JN05633		Interest 2021C Bond			2,697,400.00	2,697,400.00
<a href="#">10-804-8118</a>		Principal 2017B Bond				0.00	450,000.00	450,000.00
Post Date	Packet Number	Source Transaction	Pmt Number	Description	Vendor	Project Account	Amount	Running Balance
03/31/2023	GLPKT05044	JN05633		Principal 2017B Bond			450,000.00	450,000.00
<a href="#">10-804-8218</a>		Interest 2017B Bond				0.00	20,017.50	20,017.50
Post Date	Packet Number	Source Transaction	Pmt Number	Description	Vendor	Project Account	Amount	Running Balance
03/31/2023	GLPKT05044	JN05633		Interest 2017B Bond			20,017.50	20,017.50
<a href="#">10-850-8000</a>		Trust Payments 2017A				354,944.42	185,283.34	540,227.76
Post Date	Packet Number	Source Transaction	Pmt Number	Description	Vendor	Project Account	Amount	Running Balance
03/03/2023	APPKT02446	03032023	2421	ACCT#8939253&8913375A&1345084 - M...	0882 - ZIONS FIRST NATIONAL BANK		185,283.34	540,227.76
<a href="#">10-851-8000</a>		Trust Payments 2017B				78,379.19	41,073.45	119,452.64
Post Date	Packet Number	Source Transaction	Pmt Number	Description	Vendor	Project Account	Amount	Running Balance
03/03/2023	APPKT02446	03032023	2421	ACCT#8939253&8913375A&1345084 - M...	0882 - ZIONS FIRST NATIONAL BANK		41,073.45	119,452.64
<a href="#">10-852-8000</a>		Trust Payments 2019A				438,624.82	228,050.00	666,674.82
Post Date	Packet Number	Source Transaction	Pmt Number	Description	Vendor	Project Account	Amount	Running Balance
03/03/2023	APPKT02446	03032023	2421	ACCT#8939253&8913375A&1345084 - M...	0882 - ZIONS FIRST NATIONAL BANK		228,050.00	666,674.82
<a href="#">10-853-8000</a>		Trust Payments 2020A SRF				500,068.06	250,034.03	750,102.09
Post Date	Packet Number	Source Transaction	Pmt Number	Description	Vendor	Project Account	Amount	Running Balance
03/03/2023	APPKT02446	03032023	2421	ACCT#8939253&8913375A&1345084 - M...	0882 - ZIONS FIRST NATIONAL BANK		250,034.03	750,102.09
<a href="#">10-854-8000</a>		Trust Payments 2021A				217,466.76	125,858.96	343,325.72
Post Date	Packet Number	Source Transaction	Pmt Number	Description	Vendor	Project Account	Amount	Running Balance
03/03/2023	APPKT02446	03032023	2421	ACCT#8939253&8913375A&1345084 - M...	0882 - ZIONS FIRST NATIONAL BANK		125,858.96	343,325.72
<a href="#">10-855-8000</a>		Trust Payments 2021B				232,710.60	136,308.33	369,018.93
Post Date	Packet Number	Source Transaction	Pmt Number	Description	Vendor	Project Account	Amount	Running Balance
03/03/2023	APPKT02446	03032023	2421	ACCT#8939253&8913375A&1345084 - M...	0882 - ZIONS FIRST NATIONAL BANK		136,308.33	369,018.93
<a href="#">10-856-8000</a>		Trust Payments 2021C				1,203,516.74	683,316.67	1,886,833.41
Post Date	Packet Number	Source Transaction	Pmt Number	Description	Vendor	Project Account	Amount	Running Balance
03/03/2023	APPKT02446	03032023	2421	ACCT#8939253&8913375A&1345084 - M...	0882 - ZIONS FIRST NATIONAL BANK		683,316.67	1,886,833.41
<a href="#">10-900-4900</a>		Depreciation				1,520,524.78	760,262.39	2,280,787.17
Post Date	Packet Number	Source Transaction	Pmt Number	Description	Vendor	Project Account	Amount	Running Balance
03/31/2023	GLPKT05074	JN05647		Depreciation Estimate			760,262.39	2,280,787.17
Total Fund: 10 - Operational Fund:						Beginning Balance:	19,332,246.81	Total Activity: 23,704,842.71
Grand Totals:						Beginning Balance:	19,332,246.81	Total Activity: 23,704,842.71
								Ending Balance: 43,037,089.52
								Ending Balance: 43,037,089.52

Fund Summary

Fund	Beginning Balance	Total Activity	Ending Balance
10 - Operational Fund	19,332,246.81	23,704,842.71	43,037,089.52
Grand Total:	19,332,246.81	23,704,842.71	43,037,089.52

MT. OLYMPUS IMPROVEMENT DISTRICT  
STATEMENT OF NET POSITION  
AS OF MARCH 31, 2023  
(UNAUDITED)

<u>ASSETS</u>			
<u>CURRENT ASSETS</u>			
CASH ON HAND			
1113	PETTY CASH	450.00	
	TOTAL CASH ON HAND		450.00
CASH IN BANK - CHECKING & SAVINGS			
1121	ZFNB CHECKING	345,487.20	
1135	PTIF 8603- CF	1,153,193.82	
1170	CLEARING - XBP DEPOSIT	636,612.85	
	TOTAL CASH IN BANK - CHECKING & SAVINGS		2,135,293.87
CURRENT SECURITIES			
1501	PTIF 8604 - RESERVE	5,149,541.47	
	TOTAL CURRENT SECURITIES		5,149,541.47
ACCOUNTS RECEIVABLE			
1301	ACCOUNTS RECEIVABLE	413.00	
1302	EMPLOYEE ACCT RECEIVABLE	4.89	
1303	SEWER FEES	554,501.40	
1304	UNREMITTED PROPERTY TAX	( 36,934.97)	
1305	LIENS	48,291.02	
	TOTAL ACCOUNTS RECEIVABLE		566,275.34
INVENTORY			
1372	GAS, OIL, PARTS	50,219.71	
	TOTAL INVENTORY		50,219.71
	TOTAL CURRENT ASSETS		7,901,780.39
RESTRICTED ASSETS			
1502	MT OLYMPUS I D RESERVE 301	5,760,533.99	
1503	MT OLYMPUS/CVWRF RESERVE 302	3,584,901.47	
1508	NET PENSION ASSET	899,549.00	
	TOTAL RESTRICTED ASSETS		10,244,984.46

MT. OLYMPUS IMPROVEMENT DISTRICT  
STATEMENT OF NET POSITION  
AS OF MARCH 31, 2023  
(UNAUDITED)

CVWR FACILITY PROJECT		
1551	INVEST IN CVWR (NET POSITION)	32,101,559.60
1553	CVWRF CONST IN PROGRESS	60,595.87
1554	CVWR STATE RESERVE FUND	10,148.88
1555	CVWRF-2020A LOAN DSRF	495,243.42
1556	CVWR 2020A LOAN DS	506,674.23
1557	CVWR- 2021A BNK OF UT BOND	871,790.56
1558	CVWRF - 2021 BOND	3,474,443.49
		<hr/>
TOTAL CVWR FACILITY PROJECT		37,520,456.05
FIXED & LONG TERM ASSETS - AT COST		
1610	SEWER MAINS-SUBDIVISIONS	14,063,258.12
1620	SEWER SYSTEMS	20,953,282.48
1625	CONST. IN PROGRESS	7,388.74
1640	OFFICE & GARAGE IMPROVEMENT	3,929,858.01
1650	FURNITURE & FIXTURES	132,850.97
1660	AUTOMOBILE & TRUCKS	2,316,205.34
1670	TOOLS, EQUIPMENT & COMPUTERS	308,722.41
1695	LESS ACCUMULATED DEPR	( 27,552,398.79)
1700	LAND	449,836.48
1950	DEFERRED PENSION OUTFLOW	555,584.00
		<hr/>
TOTAL FIXED & LONG TERM ASSETS - AT COST		15,164,587.76
		<hr/>
TOTAL ASSETS		70,831,808.66
		<hr/> <hr/>



MT. OLYMPUS IMPROVEMENT DISTRICT  
STATEMENT OF NET POSITION  
AS OF MARCH 31, 2023  
(UNAUDITED)

<u>LIABILITIES AND EQUITIES</u>		
<u>CURRENT LIABILITIES</u>		
2034	STATE WITHHOLDING PAYABLE	12,348.73
2050	ESCHEATMENTS PAYABLE	1,371.11
2062	MANHOLE DEPOSITS	29,800.00
2090	UNEARNED SEWER FEES	1,226,755.64
TOTAL CURRENT LIABILITIES		1,270,275.48
<u>LONG TERM LIABILITIES</u>		
2140	ACCRUED SICK LEAVE	419,980.89
2150	ACCRUED VACATION LEAVE	165,149.16
2250	DEFERRED PENSION INFLOW	1,270,613.00
TOTAL LONG TERM LIABILITIES		1,855,743.05
<u>EQUITIES</u>		
<u>CONTRIBUTIONS</u>		
2410	COUNTY PROPERTY TAXES	23,785,528.69
2411	DELINQUENT TAX COLLECTIONS	425,130.32
2412	FEE IN LIEU G. O.	742,917.60
2413	TAXES GO BONDS JUDGEMENT	13,578.41
2414	FEE IN LIEU GO BOND JUDGEMNT	2,094.28
2420	OTHER CONTRIBUTIONS	15,442,636.58
2440	CAPACITY FEES	16,499,540.30
TOTAL CONTRIBUTIONS		56,911,426.18
<u>RETAINED EARNINGS</u>		
2500	RETAINED EARNINGS	8,792,822.31
	REVENUE OVER EXPENDITURES - YTD	2,001,541.64
TOTAL RETAINED EARNINGS		10,794,363.95
TOTAL LIABILITIES & EQUITIES		70,831,808.66



MT. OLYMPUS IMPROVEMENT DISTRICT  
STATEMENT OF REVENUES, EXPENSES & CHANGES IN NET POSITION WITH BUDGET COMPARISON  
FOR THE 3 MONTHS ENDING MARCH 31, 2023

	CURRENT PERIOD ACTUAL	YTD ACTUAL	YEAR BUDGET	BUDGT PCNT	BUDGET REMAINING	ACCOUNT NO
<u>OPERATING REVENUE</u>						
SEWER FEES	1,304,659.70	3,918,616.84	15,827,220.00	24.8	11,908,603.16	3020
ENGINEERING FEES	3,460.00	3,460.00	2,500.00	138.4 (	960.00)	3025
SEWER AVAILABILITY LETTER	.00	.00	.00	.0	.00	3030
TAXES M & O	14,727.87	26,395.74	3,006,790.00	.9	2,980,394.26	3035
DELINQUENT TAX COLLECTIONS	10,523.04	12,944.18	62,613.00	20.7	49,668.82	3036
FEE IN LIEU M & O	9,047.13	18,219.63	129,122.00	14.1	110,902.37	3037
RDA TAXES	.00	.00	34,190.00	.0	34,190.00	3038
INSPECTION FEES	3,400.00	7,200.00	25,000.00	28.8	17,800.00	3040
NOSE ON FEES	2,750.00	5,750.00	10,500.00	54.8	4,750.00	3060
INTEREST AND ADMIN FEES	9,511.51	25,168.29	100,000.00	25.2	74,831.71	3070
MISCELLANEOUS INCOME	.00	600.00	3,500.00	17.1	2,900.00	3090
TOTAL OPERATING REVENUE	1,358,079.25	4,018,354.68	19,201,435.00	20.9	15,183,080.32	
<u>OPERATING EXPENSES</u>						
SEWER LINES	132,665.35	496,230.99	3,137,729.00	15.8	2,641,498.01	
INFORMATION TECHNOLOGY EXPENSES	23,875.00	96,168.19	419,609.00	22.9	323,440.81	
CVWR FACILITY EXPENSES	417,500.77	1,001,230.93	6,479,769.00	15.5	5,478,538.07	
ADMINISTRATIVE	94,987.08	344,248.31	1,751,374.00	19.7	1,407,125.69	
ENGINEERING AND INSPECTION	51,448.79	177,950.47	807,038.00	22.1	629,087.53	
OTHER OPER REVENUE DEDUCTION						
DEPRECIATION	67,165.58	201,496.74	.00	.0 (	201,496.74)	
TOTAL OTHER OPERATING EXPENSE	787,642.57	2,317,325.63	12,595,519.00	18.4	10,278,193.37	
<u>NON-OPERATING INCOME</u>						
INTEREST INCOME	65,084.50	300,512.59	150,000.00	200.3 (	150,512.59)	
GAIN (LOSS) SALE FIXED ASSETS	.00	.00	.00	.0	.00	
GAIN ON PUR OF DISTRICT BONDS	.00	.00	.00	.0	.00	
MISCELLANEOUS INCOME	.00	.00	.00	.0	.00	
TOTAL NON-OPERATING INCOME	65,084.50	300,512.59	150,000.00	200.3 (	150,512.59)	
<u>NON-OPERATING EXPENSE</u>						
INTEREST EXPENSE	.00	.00	1,920,918.00	.0	1,920,918.00	
TRUST AND PAYING AGENT FEES	.00	.00	2,167.00	.0	2,167.00	
ACTUARIAL & BENEFIT PENSION EXPENSE	.00	.00	.00	.0	.00	
TOTAL NON-OPERATING EXPENSE	.00	.00	1,923,085.00	.0	1,923,085.00	
NET (GAIN) LOSS	( 635,521.18)	( 2,001,541.64)	( 4,832,831.00)	( 41.4)	( 2,831,289.36)	

MT. OLYMPUS IMPROVEMENT DISTRICT  
STATEMENT OF REVENUES, EXPENSES & CHANGES IN NET POSITION WITH BUDGET COMPARISON  
FOR THE 3 MONTHS ENDING MARCH 31, 2023

	CURRENT PERIOD ACTUAL	YTD ACTUAL	YEAR BUDGET	BDGT PCNT	BUDGET REMAINING	ACCOUNT NO
<b>SEWER LINES</b>						
SALARIES AND WAGES	79,481.25	225,505.94	1,125,441.00	20.0	899,935.06	4010
TEMPORARY HELP	.00	.00	.00	.0	.00	4011
EMPLOYEE BENEFITS	29,635.99	124,287.69	664,597.00	18.7	540,309.31	4020
SUBSCRIPTIONS & TRAINING	2,671.40	3,838.43	10,280.00	37.3	6,441.57	4030
PHONE & INTERNET	549.33	1,098.27	8,437.00	13.0	7,338.73	4035
COMPACTORS	.00	.00	100.00	.0	100.00	4040
FORK LIFT	.00	22.02	120.00	18.4	97.98	4045
AIR COMPRESSORS	.00	.00	100.00	.0	100.00	4048
6 INCH TRASH PUMP	.00	.00	100.00	.0	100.00	4050
SMALL PUMPS & SAW	.00	.00	300.00	.0	300.00	4055
WELDERS	.00	.00	100.00	.0	100.00	4075
TOOLS	.00	49.07	2,100.00	2.3	2,050.93	4080
LINES REPAIRS & MAINTENANCE	61.72	14,907.06	1,000,000.00	1.5	985,092.94	4085
INSURANCE	.00	63,977.61	65,076.00	98.3	1,098.39	4090
SUPPLIES	.00	706.24	5,486.00	12.9	4,779.76	4110
COMPUTER/SOFTWARE -CLOSED	.00	.00	.00	.0	.00	4115
SAFETY EQUIPMENT	993.55	1,261.79	3,750.00	33.7	2,488.21	4120
HEAT	1,179.09	2,399.30	5,444.00	44.1	3,044.70	4129
ELECTRICITY	694.15	1,387.73	8,694.00	16.0	7,306.27	4130
WATER	34.81	75.94	3,840.00	2.0	3,764.06	4131
UNIFORMS	878.33	2,144.36	19,106.00	11.2	16,961.64	4140
2022 DODGE RAM 1500	156.81	2,985.48	3,365.00	88.7	379.52	4145
WARNING SIGNS	.00	.00	1,000.00	.0	1,000.00	4150
TRAILERS	.00	.00	150.00	.0	150.00	4151
CASE 580D TRACTOR	.00	.00	800.00	.0	800.00	4152
2021 FORD F150 CREWCAB 4X4	362.61	2,357.00	5,925.00	39.8	3,568.00	4153
CLOSED ACCT	.00	.00	.00	.0	.00	4154
CLOSED ACCT	.00	.00	.00	.0	.00	4155
2021 FORD F250 4X4 PICKUP	153.07	1,632.43	4,869.00	33.5	3,236.57	4156
1979 GMC DUMP TRK *CLOSED*	.00	.00	.00	.0	.00	4157
1999 INT 4900 DUMP TRUCK	.00	1,301.00	2,533.00	51.4	1,232.00	4158
2021 FORD F350 W/PLOW & DUMP	25.00	1,500.23	2,754.00	54.5	1,253.77	4159
2006 PERMA LINER TRAILER	.00	1,060.00	1,328.00	79.8	268.00	4160
2014 FORD F450 BOX TV VAN	2,769.70	6,265.09	10,897.00	57.5	4,631.91	4161
CLOSED ACCT	.00	.00	.00	.0	.00	4162
1979 GMC RODDER	88.22	1,232.22	1,400.00	88.0	167.78	4163
2017 FREIGHTLINER JET TRUCK	560.91	4,658.85	18,855.00	24.7	14,196.15	4164
2014 FORD F350 BOXVAN / TV	1,978.22	6,125.42	12,034.00	50.9	5,908.58	4165
2005 INT WATER TANK TRUCK	1,126.47	3,375.85	11,847.00	28.5	8,471.15	4166
2001 INT 4700 FLATBED W/CRANE	19.82	1,740.82	4,121.00	42.2	2,380.18	4167
2020 WESTERN STAR RECYCLER	1,535.12	7,091.02	27,165.00	26.1	20,073.98	4168
2015 FREIGHTLINER/VAC CON	1,002.13	6,428.98	29,331.00	21.9	22,902.02	4169
EMERGENCY	6,707.65	6,815.15	56,284.00	12.1	49,468.85	4170
CONTINGENCY FUND	.00	.00	20,000.00	.0	20,000.00	4194
<b>TOTAL SEWER LINES EXPENSE</b>	<b>132,665.35</b>	<b>496,230.99</b>	<b>3,137,729.00</b>	<b>15.8</b>	<b>2,641,498.01</b>	

MT. OLYMPUS IMPROVEMENT DISTRICT  
STATEMENT OF REVENUES, EXPENSES & CHANGES IN NET POSITION WITH BUDGET COMPARISON  
FOR THE 3 MONTHS ENDING MARCH 31, 2023

	CURRENT PERIOD ACTUAL	YTD ACTUAL	YEAR BUDGET	BDGT PCNT	BUDGET REMAINING	ACCOUNT NO
<u>INFORMATION TECHNOLOGY EXPENSES</u>						
SALARIES & WAGES	16,606.40	49,819.21	227,074.00	21.9	177,254.79	4210
EMPLOYEE BENEFITS	5,426.57	24,580.22	125,302.00	19.6	100,721.78	4220
SUBSCRIPTION & TRAINING	1,364.99	1,709.99	8,041.00	21.3	6,331.01	4230
TOOLS	.00	.00	200.00	.0	200.00	4231
PHONE & INTERNET	201.65	528.10	3,919.00	13.5	3,390.90	4235
UNIFORMS	.00	.00	160.00	.0	160.00	4240
INSURANCE	.00	8,232.44	11,697.00	70.4	3,464.56	4245
SOFTWARE & LICENSING	275.39	11,267.63	24,866.00	45.3	13,598.37	4250
PARTS & EQUIPMENT	.00	.00	15,850.00	.0	15,850.00	4266
SUPPLIES	.00	30.60	.00	.0	( 30.60)	4270
CONTINGENCY FUND	.00	.00	2,500.00	.0	2,500.00	4298
TOTAL INFORMATION TECHNOLOGY EXPENSE	23,875.00	96,168.19	419,609.00	22.9	323,440.81	



MT. OLYMPUS IMPROVEMENT DISTRICT  
STATEMENT OF REVENUES, EXPENSES & CHANGES IN NET POSITION WITH BUDGET COMPARISON  
FOR THE 3 MONTHS ENDING MARCH 31, 2023

	CURRENT PERIOD ACTUAL	YTD ACTUAL	YEAR BUDGET	BDGT PCNT	BUDGET REMAINING	ACCOUNT NO
<u>CVWR FACILITY EXPENSES</u>						
CVWR TREATMENT CONTRACT	384,425.47	935,090.97	5,798,759.00	16.1	4,863,668.03	4320
CVWR ADMINISTRATION	.00	.00	.00	.0	.00	4325
CVWR PRETREATMENT	14,964.80	27,740.53	165,025.00	16.8	137,284.47	4330
CVWR LABORATORY	18,110.50	38,399.43	291,709.00	13.2	253,309.57	4335
CVWR INTERCEPTOR MONITORING	.00	.00	.00	.0	.00	4340
CVWR ENGINEERING/SAFETY	.00	.00	.00	.0	.00	4345
CVWR CONTINGENCY	.00	.00	224,276.00	.0	224,276.00	4398
TOTAL CVWR FACILITY EXPENSE	417,500.77	1,001,230.93	6,479,769.00	15.5	5,478,538.07	

MT. OLYMPUS IMPROVEMENT DISTRICT  
STATEMENT OF REVENUES, EXPENSES & CHANGES IN NET POSITION WITH BUDGET COMPARISON  
FOR THE 3 MONTHS ENDING MARCH 31, 2023

	CURRENT PERIOD ACTUAL	YTD ACTUAL	YEAR BUDGET	BDGT PCNT	BUDGET REMAINING	ACCOUNT NO
<u>ADMINISTRATIVE EXPENSES</u>						
SALARIES AND WAGES	43,440.00	136,817.46	613,324.00	22.3	476,506.54	4410
EMPLOYEE BENEFITS	14,236.37	66,760.33	314,318.00	21.2	247,557.67	4420
LEGAL FEES	5,944.60	14,950.48	86,400.00	17.3	71,449.52	4425
DISTRICT TRUSTEE FEES	.00	2,500.00	15,000.00	16.7	12,500.00	4426
ADDL BOARD MEETING PER DIEM	.00	.00	3,540.00	.0	3,540.00	4427
SUBSCRIPTION & TRAINING	4,197.97	19,915.45	56,067.00	35.5	36,151.55	4430
PHONE & INTERNET	528.37	959.85	7,158.00	13.4	6,198.15	4435
INSURANCE	.00	24,213.09	26,183.00	92.5	1,969.91	4450
EQUIPMENT EXPENSE	.00	2,538.13	5,700.00	44.5	3,161.87	4460
AUTO EXPENSE REIMBURSEMENT	400.00	1,200.00	5,050.00	23.8	3,850.00	4470
BUILDING MAINTENANCE	3,768.50	8,458.59	20,274.00	41.7	11,815.41	4485
GROUNDS MAINTENANCE	.00	591.75	19,635.00	3.0	19,043.25	4486
EMERGENCY GENERATOR	.00	.00	1,500.00	.0	1,500.00	4487
COVID 19 SUPPLIES	.00	.00	3,425.00	.0	3,425.00	4501
OFFICE SUPPLIES	237.17	2,870.07	9,354.00	30.7	6,483.93	4502
POSTAGE	6,323.73	18,879.70	82,528.00	22.9	63,648.30	4503
ADVERTISING	.00	131.00	4,250.00	3.1	4,119.00	4506
BAD DEBT EXPENSE	.00	.00	3,500.00	.0	3,500.00	4510
ELECTION EXPENSE	.00	.00	101,000.00	.0	101,000.00	4512
RDA TAXES	.00	.00	25,000.00	.0	25,000.00	4515
OTHER EXPENSE	.00	.00	20,000.00	.0	20,000.00	4520
HEAT	1,179.09	2,399.29	5,300.00	45.3	2,900.71	4529
ELECTRICITY	595.27	1,191.99	8,365.00	14.3	7,173.01	4530
WATER	34.81	75.94	3,504.00	2.2	3,428.06	4531
CLOSED VEH ACCT	.00	.00	.00	.0	.00	4555
2019 FORD F150 CREWCAB	93.48	1,358.02	2,633.00	51.6	1,274.98	4556
2021 FORD F150 XLT CREWCAB	1,283.52	3,997.09	4,680.00	85.4	682.91	4557
BANK CHARGES	10,943.69	26,992.01	138,636.00	19.5	111,643.99	4560
ACCOUNTING & AUDITING	.00	.00	12,000.00	.0	12,000.00	4565
DATA PROCESSING	1,651.00	6,604.00	21,320.00	31.0	14,716.00	4567
PROFESSIONAL SERVICES	.00	690.25	100,000.00	.7	99,309.75	4582
WATER REUSE DEMONSTRATION PROJ	.00	.00	.00	.0	.00	4585
MISCELLANEOUS	129.51	153.82	11,730.00	1.3	11,576.18	4590
CONTINGENCY FUND	.00	.00	20,000.00	.0	20,000.00	4594
TOTAL ADMINISTRATIVE EXPENSE	94,987.08	344,248.31	1,751,374.00	19.7	1,407,125.69	

MT. OLYMPUS IMPROVEMENT DISTRICT  
STATEMENT OF REVENUES, EXPENSES & CHANGES IN NET POSITION WITH BUDGET COMPARISON  
FOR THE 3 MONTHS ENDING MARCH 31, 2023

	CURRENT PERIOD ACTUAL	YTD ACTUAL	YEAR BUDGET	BDGT PCNT	BUDGET REMAINING	ACCOUNT NO
<u>ENGINEERING &amp; INSPECTION EXPENSES</u>						
SALARIES AND WAGES	32,858.70	98,363.40	449,994.00	21.9	351,630.60	4610
EMPLOYEE BENEFITS	16,254.06	63,465.82	262,502.00	24.2	199,036.18	4620
SUBSCRIPTION & TRAINING	475.00	475.00	13,023.00	3.7	12,548.00	4630
PHONE & INTERNET	479.47	958.61	7,530.00	12.7	6,571.39	4635
UNIFORMS	79.32	395.40	2,218.00	17.8	1,822.60	4640
SUPPLIES	.00	.00	2,650.00	.0	2,650.00	4645
INSURANCE	.00	5,782.86	6,029.00	95.9	246.14	4650
CLOSED ACCT	.00	.00	.00	.0	.00	4654
CLOSED ACCT	.00	.00	.00	.0	.00	4655
CLOSED ACCT	.00	.00	.00	.0	.00	4656
2021 FORD F150 CREWCAB 4X4	207.07	1,994.36	5,686.00	35.1	3,691.64	4657
2018 FORD F150 CREWCAB XLT	104.65	1,568.27	4,555.00	34.4	2,986.73	4658
2018 FORD F150 CREWCAB	209.42	1,801.25	4,685.00	38.5	2,883.75	4659
NOSE ON EXPENSE	.00	.00	6,360.00	.0	6,360.00	4660
AUTO EXPENSE REIMBURSEMENT	400.00	1,200.00	4,800.00	25.0	3,600.00	4670
BLUE STAKES	381.10	1,304.50	30,956.00	4.2	29,651.50	4680
GPS EXPENSES	.00	641.00	2,450.00	26.2	1,809.00	4690
CONTINGENCY FUND	.00	.00	3,600.00	.0	3,600.00	4698
TOTAL ENGINEERING & INSPECTION EXPENSE	51,448.79	177,950.47	807,038.00	22.1	629,087.53	

# Mt Olympus Improvement District

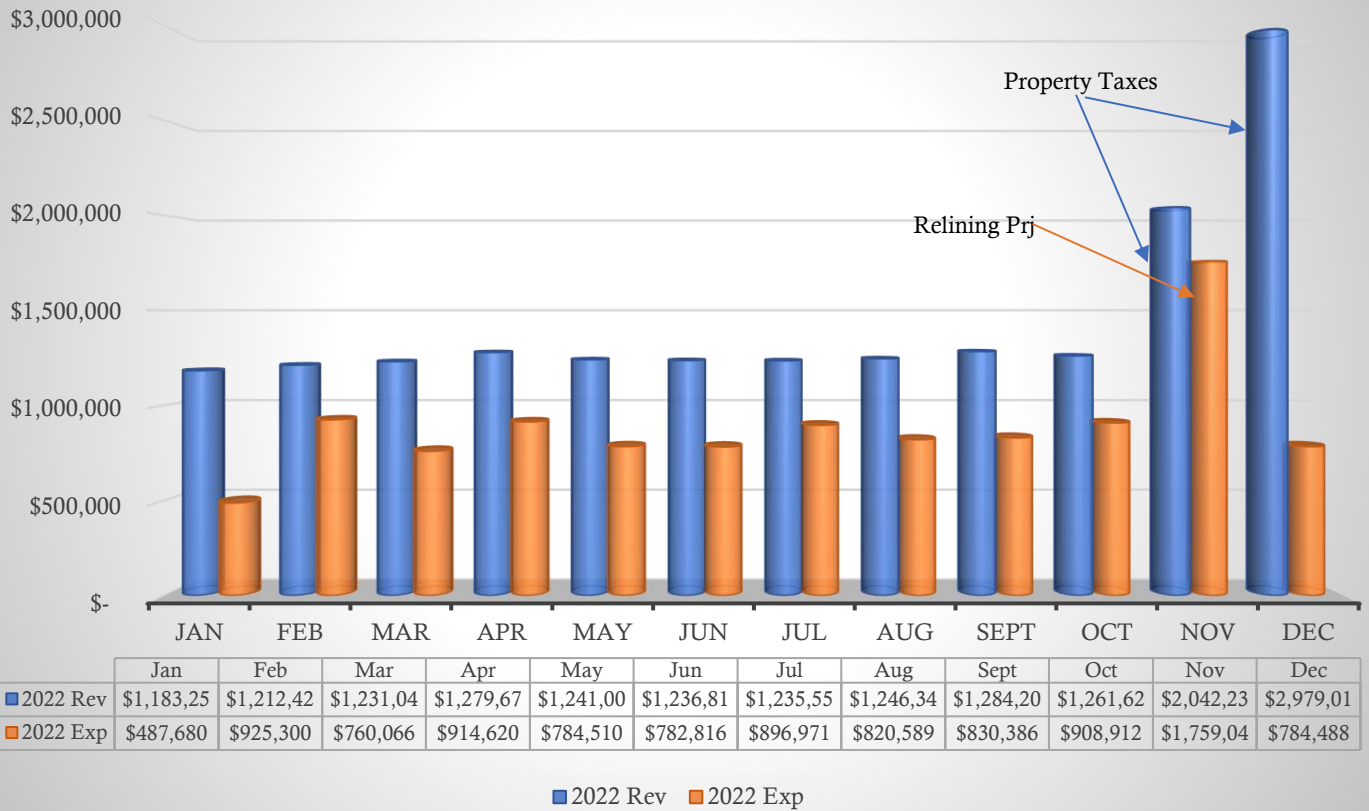
## Financial Summary

Period Ending March 2023

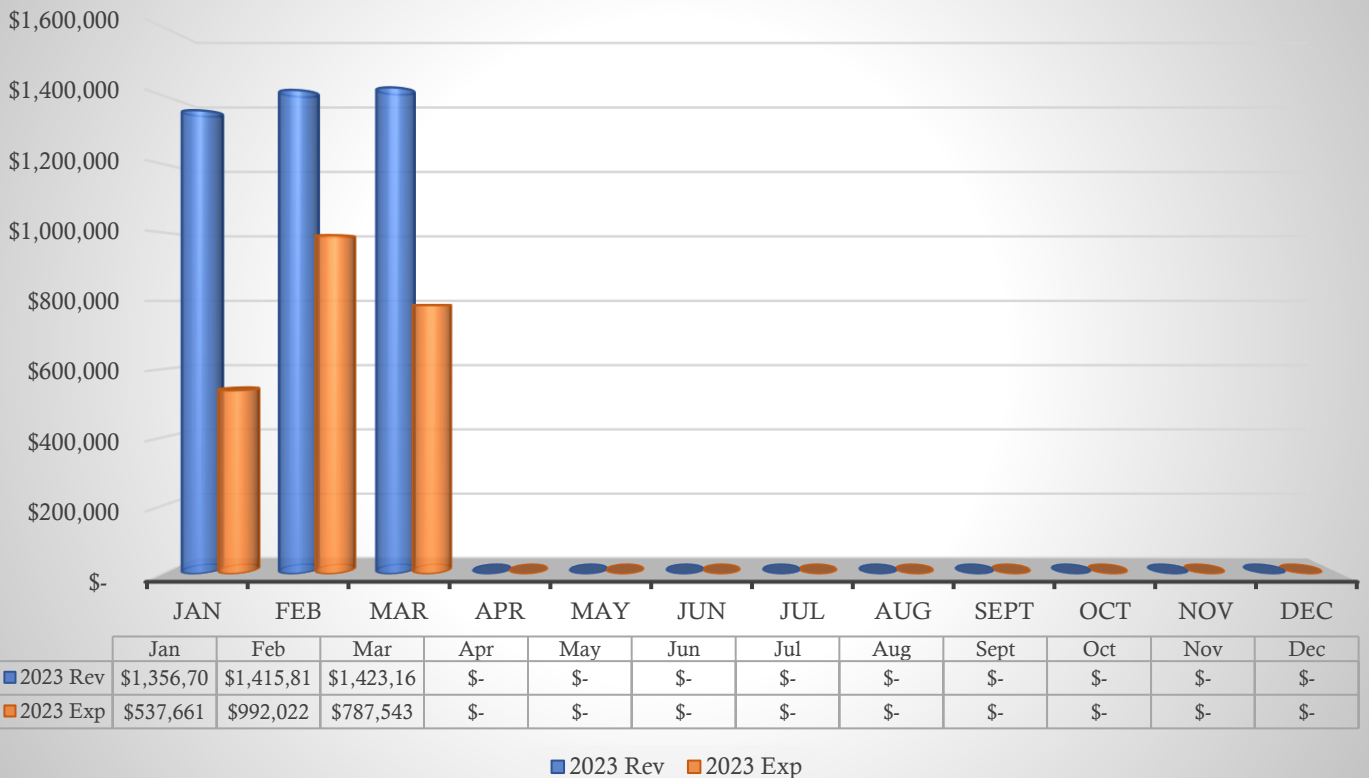
- Reserves: \$16.5 million
  - Increase of \$1.2m from the prior month
- Current Liabilities Increased by \$255k
  - unearned sewer fees earned in Mar
  - Accrued state withholding tax of 12k
- Operational Revenues are at 20.9% of the Budget. The cash basis target is 25% as of March.
  - Tax Revenues: 2% (ok-received in 4<sup>th</sup> qtr)
  - Sewer Revenue Fees: 24.8%
  - Engineering Fees: 138.4%
  - Inspection Fees: 28.8%
  - Nose on Fees: 54.8%
  - Late Fee interest and Certification Fee Revenue: 25.2%
  - Misc. Revenues: 17.1%
- Operational expenses are at 18.4% of the Budget. The cash basis target is 25% for March
  - Lines Department: 15.8%.
  - IT Dept: 22.9
  - CVWRF: 15.5%,
  - Admin Dept: 19.7%
  - Eng. Dept: 22.1%
- Currently down 1 FTE

Reserve Name	Current Balance	Reserve Policy	(Under) / Over Funded	%
Operating Reserve (365 days)	\$ 6,131,641.52	\$ 12,595,517.00	\$ (6,463,875)	49%
Capacity Fee Reserve	\$ 1,153,193.82	\$ 1,153,193.82	\$ -	100%
MOID Capital Reserve (3yr)	\$ 5,760,533.99	\$ 7,980,000.00	\$ (2,219,466)	72%
CVWRF Capital Reserve (3yr)	\$ 3,584,901.47	\$ 3,747,527.00	\$ (162,626)	96%
Self-Funded Insurance Reserve	\$ -	\$ -	\$ -	0%

## 2022 Revenues & Expenses (O&M Only)

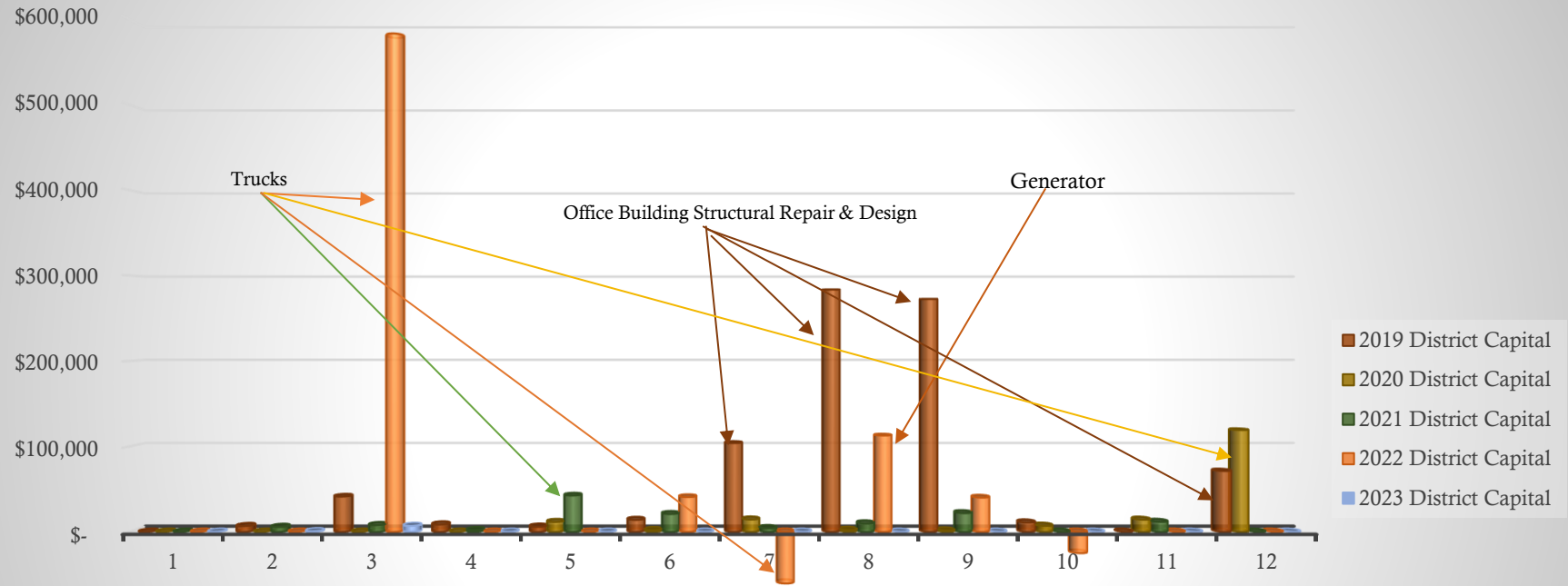


## 2023 Revenues & Expenses (O&M Only)

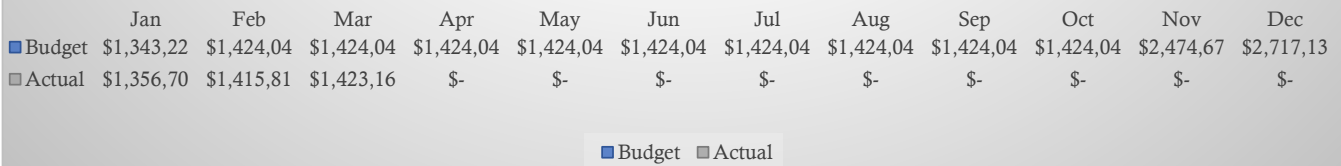




## District Capital - 5 Year History

[illegible]

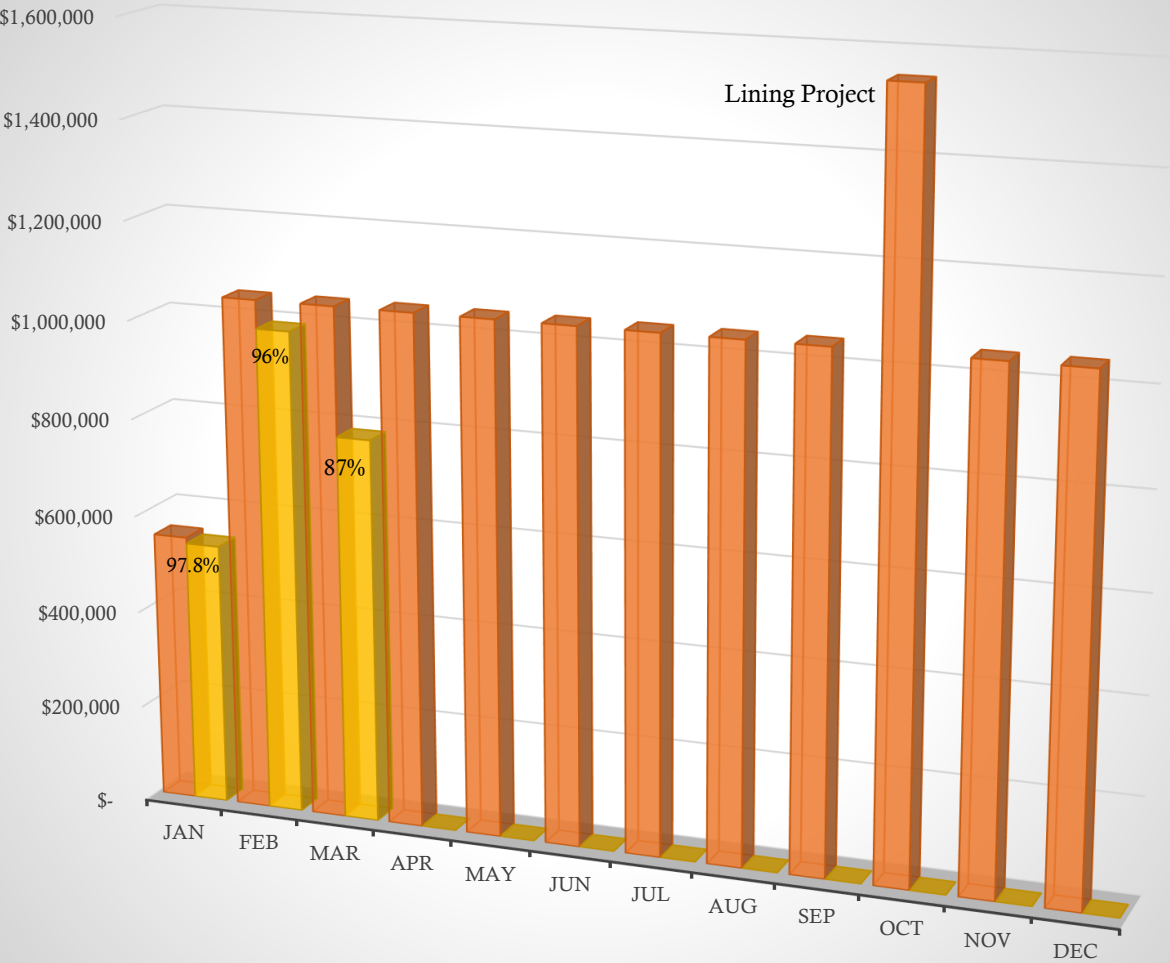
## Year to Date



# 2023 Budget to Actual Expenses

Year to Date

YTD 4.3%



	Jan	Feb	Mar	Apr	May	Jun	Jul	Aug	Sep	Oct	Nov	Dec
Budget	\$549,627	\$1,049,62	\$1,049,62	\$1,049,62	\$1,049,62	\$1,049,62	\$1,049,62	\$1,049,62	\$1,049,62	\$1,549,62	\$1,049,62	\$1,049,62
Actual	\$537,661	\$992,022	\$787,643	\$-	\$-	\$-	\$-	\$-	\$-	\$-	\$-	\$-

Budget Actual

*Municipal Wastewater Planning Program (MWPP)*  
*Annual Report*  
*for the year ending 2022*  
*MT. OLYMPUS IMP. DIST.*

Thank you for filling out the requested information. Please let DWQ know when it is approved by the Council.

Please download a copy of your form by clicking "Download PDF" below.

Below is a summary of your responses

[Download PDF](#)

**SUBMIT BY APRIL 15, 2023**

Are you the person responsible for completing this report for your organization?

☒ Yes

☐ No

This is the current information recorded for your facility:

<b>Facility Name:</b>	MT. OLYMPUS IMP. DIST.
<b>Contact - First Name:</b>	Kerry
<b>Contact - Last Name:</b>	Eppich
<b>Contact - Title</b>	General Manager
<b>Contact - Email:</b>	kerry.eppich@mtolympusimpdist.org



<b>Contact - Phone:</b>	801-262-2904
<b>Contact - Email:</b>	kseppich@mtoid.org

Is this information above complete and correct?

☒ **Yes**

☐ No

Your wastewater system is described as Collection & Financial:

**Classification:** COLLECTION

**Grade:** IV

(if applicable)

**Classification:** -

**Grade:** -

Is this correct?

**WARNING:** If you select 'no', you will no longer have access to this form upon clicking Save & Continue. DWQ will update the information and contact you again.

☒ **Yes**

☐ No

Click on a link below to view a previous year's examples of sections in the survey:

(Your wastewater system is described as Collection & Financial)

[MWPP Collection System.pdf](#)

[MWPP Discharging Lagoon.pdf](#)

[MWPP Financial Evaluation.pdf](#)

[MWPP Mechanical Plant.pdf](#)

[MWPP Non-Discharging Lagoon.pdf](#)

Will multiple people be required to fill out this form?

☒ Yes

☐ No

Please update the information for the person in charge of filling out each section.

	Email  ex. john@email.com	Name  (first and last)	Notes  These notes will be sent in the invite email
Financial Evaluation	rohwers@mtoid.org	Stephen Rohwer	[notes, if any apply, should be entered here]
Collection System	todd@mtoid.org	Todd Perry	
Review, sign and submit	kseppich@mtoid.org	Kerry Eppich	

Click 'Yes' to send an email to each responsible person with the notes you've included (if any) with a link to the forms and to receive updates

☐ Yes, send the link to this form for the next person to fill out.

☒ **Continue filling out the form myself and send the link to others later.**

### *Financial Evaluation Section*

Form completed by:

Stephen Rohwer

## Part I: GENERAL QUESTIONS

Yes

No

Are sewer revenues maintained in a dedicated purpose enterprise/district account?

Yes

No

Yes

No

Are you collecting 95% or more of your anticipated sewer revenue?

☒

☐

Are Debt Service Reserve Fund<sup>6</sup> requirements being met?

☒

☐

What was the annual average User Charge<sup>16</sup> for 2022?

252.00

Do you have a water and/or sewer customer assistance program\* (CAP)?

☐ Yes

☒ No

## Part II: OPERATING REVENUES AND RESERVES

Yes

No

Are property taxes or other assessments applied to the sewer systems<sup>15</sup>?

☒

☐

2022 Revenue from these taxes =

3,149,170.22

Yes  
Yes

No  
No

Are sewer revenues<sup>14</sup> sufficient to cover operations & maintenance costs<sup>9</sup>, and repair & replacement costs<sup>12</sup> (OM&R) at this time?

☒
☐

Are projected sewer revenues sufficient to cover OM&R costs for the *next five years*?

☒
☐

Does the sewer system have sufficient staff to provide proper OM&R?

☒
☐

Has a repair and replacement sinking fund<sup>13</sup> been established for the sewer system?

☒
☐

Is the repair & replacement sinking fund sufficient to meet anticipated needs?

☐
☒

## Part III: CAPITAL IMPROVEMENTS REVENUES AND RESERVES

Yes

No

Are sewer revenues sufficient to cover all costs of current capital improvements<sup>3</sup> projects?

☒
☐

Has a Capital Improvements Reserve Fund<sup>4</sup> been established to provide for anticipated capital improvement projects?

☒
☐

Are projected Capital Improvements Reserve Funds sufficient for the *next five years*?

☒
☐

Are projected Capital Improvements Reserve Funds sufficient for the *next ten years*?

☐
☒

Are projected Capital Improvements Reserve Funds sufficient for the *next twenty years*?

☐
☒

## Part IV: FISCAL SUSTAINABILITY REVIEW

Yes

No

- |   | Yes                              | No                    |
|---|----------------------------------|-----------------------|
| Have you completed a Rate Study <sup>11</sup> within the last five years? | <input checked="" type="radio"/> | <input type="radio"/> |
| Do you charge Impact fees <sup>8</sup> ?                                  | <input checked="" type="radio"/> | <input type="radio"/> |

2022 Impact Fee (if not a flat fee, use average of all collected fees) =

758.00

- |  | Yes                              | No                    |
|--|----------------------------------|-----------------------|
| Have you completed an Impact Fee Study in accordance with UCA 11-36a-3 within the last five years? | <input checked="" type="radio"/> | <input type="radio"/> |
| Do you maintain a Plan of Operations <sup>10</sup> ?   | <input checked="" type="radio"/> | <input type="radio"/> |
| Have you updated your Capital Facility Plan <sup>2</sup> within the last five years?               | <input checked="" type="radio"/> | <input type="radio"/> |

- |  | Yes                              | No                    |
|--|----------------------------------|-----------------------|
| Do you use an Asset Management <sup>1</sup> system for your sewer systems? | <input checked="" type="radio"/> | <input type="radio"/> |

Describe the Asset Management System (check all that apply)

- ☒ Spreadsheet
- ☒ GIS
- ☐ Accounting Software
- ☐ Specialized Software
- ☐ Other



☐ Other

Yes

No

Do you know the total replacement cost of your sewer system capital assets?



2022 Replacement Cost =

34,542,965

Yes

No

Do you fund sewer system capital improvements annually with sewer revenues at 2% or more of the total replacement cost?



What is the sewer/treatment system annual asset renewal\* cost as a percentage of its total replacement cost?



What is the sewer/treatment system annual asset renewal\* cost as a percentage of its total replacement cost?

2.9

## Part V: PROJECTED CAPITAL INVESTMENT COSTS

Cost of projected capital improvements

	Cost	Purpose of Improvements		
	Please enter a valid numerical value	Replace/Restore	New Technology	Increase Capacity

	Cost	Purpose of Improvements		
2023	5,156,527	<input checked="" type="checkbox"/>	<input checked="" type="checkbox"/>	<input type="checkbox"/>
2023 thru 2027	Please enter a valid numerical value 27,949,560	Replace/Restore <input checked="" type="checkbox"/>	New Technology <input checked="" type="checkbox"/>	Increase Capacity <input checked="" type="checkbox"/>
2028 thru 2032	14,578,300	<input checked="" type="checkbox"/>	<input type="checkbox"/>	<input type="checkbox"/>
2033 thru 2037	11,772,640	<input checked="" type="checkbox"/>	<input type="checkbox"/>	<input type="checkbox"/>
2038 thru 2042	14,935,000	<input checked="" type="checkbox"/>	<input type="checkbox"/>	<input type="checkbox"/>

This is the end of the Financial questions

To the best of my knowledge, the Financial section is completed and accurate.

☒ Yes

This is the end of the Financial section. What would you like to do next?

This entire section is complete. Send the link to the next person in charge.

☐ (Once you Save & Continue, you will no longer be able to use the same link to view/edit your responses).

☒ I will continue to fill out/review the next section myself.

## Collections System Section

Form completed by:

May Receive Continuing Education /units (CEUs)

Todd Perry

## Part I: SYSTEM DESCRIPTION

What is the largest diameter pipe in the collection system (diameter in inches)?

42

What is the average depth of the collection system (in feet)?

7.5

What is the total length of sewer pipe in the system (length in miles)?

358

How many lift/pump stations are in the collection system?

1

What is the largest capacity lift/pump station in the collection system (design capacity in gallons per minute)?

1150

Do seasonal daily peak flows exceed the average peak daily flow by 100 percent or more?

☐ Yes

☒ No

What year was your collection system first constructed (approximately)?

1950

In what year was the largest diameter sewer pipe in the collection system constructed, replaced or renewed? (If more than one, cite the oldest)

## PART II: DISCHARGES

How many days last year was there a sewage bypass, overflow or basement flooding in the system due to rain or snowmelt?

0

How many days last year was there a sewage bypass, overflow or basement flooding due to equipment failure (except plugged laterals)?

0

*The Utah Sewer Management Program defines two classes of sanitary sewer overflows (SSOs):*

**Class 1-** a Significant SSO means a SSO or backup that is not caused by a private lateral obstruction or problem that:

- (a) affects more than five private structures;*
- (b) affects one or more public, commercial or industrial structure(s);*
- (c) may result in a public health risk to the general public;*
- (d) has a spill volume that exceeds 5,000 gallons, excluding those in single private structures; or*
- (e) discharges to Waters of the state.*

**Class 2 -** a Non-Significant SSO means a SSO or backup that is not caused by a private lateral obstruction or problem that does not meet the Class 1 SSO criteria.

Below include the number of SSOs that occurred in year: 2022

Number of Class 1 SSOs in Calendar year

Number

1

Number of Class 2 SSOs in Calendar year

2

Please indicate what caused the SSO(s) in the previous question.

Directional Driller and pot holing caused all backups

Please specify whether the SSOs were caused by contract or tributary community, etc.

NO

### Part III: NEW DEVELOPMENT

Did an industry or other development enter the community or expand production in the past two years, such that flow or wastewater loadings to the sewerage system increased by 10% or more?

☐ Yes

☒ No

Are new developments (industrial, commercial, or residential) anticipated in the next 2 - 3 years that will increase flow or BOD5 loadings to the sewerage system by 25% or more?

☐ Yes

☒ No

Number of new commercial/industrial connections in the last year

2



-3

Number of new residential sewer connections added in the last year

7

Equivalent residential connections<sup>7</sup> served

57,374

Part IV: OPERATOR CERTIFICATION

How many collection system operators do you employ?


14

Approximate population served

103,500

*State of Utah Administrative Rules requires all public system operators considered to be in Direct Responsible Charge (DRC) to be appropriately certified at least at the Facility's Grade.*

List the designated Chief Operator/DRC for the Collection System below:

	Name	Grade	Email
	First and Last Name		Please enter full email address
Chief Operator/DRC	Todd Perry	IV 	todd@mtoid.org

List all other Collection System operators with DRC responsibilities in the

field, by certification grade, separate names by commas:

	Name
	separate by comma
SLS <sup>17</sup> Grade I:	
Collection Grade I:	
Collection Grade II:	
Collection Grade III:	
Collection Grade IV:	Cody Sommerville, Paul Silcox, Zackery Stevens, Steven Muhlfeith, Michael Cox, Jeff Edgington, Kevin Cleverly, Neal Stoddard, Vincent Willis, Kevin Thomas, Troy Brereton, Lance Titmus

List all other Collection System operators by certification grade, separate names by commas:

	Name
	separate by comma
SLS <sup>17</sup> Grade I:	
Collection Grade I:	
Collection Grade II:	
Collection Grade III:	
Collection Grade IV:	
No Current Collection Certification:	Jayden Larsen

Is/are your collection DRC operator(s) currently certified at the appropriate grade for this facility?

☒ Yes

☐ No

## Part V: FACILITY MAINTENANCE

	Yes	No
Have you implemented a preventative maintenance program for your collection system?	<input checked="" type="radio"/>	<input type="radio"/>
Have you updated the collection system operations and maintenance manual within the past 5 years?	<input type="radio"/>	<input checked="" type="radio"/>
Do you have a written emergency response plan for sewer systems?	<input checked="" type="radio"/>	<input type="radio"/>
Do you have a written safety plan for sewer systems?	<input checked="" type="radio"/>	<input type="radio"/>
Is the entire collections system TV inspected at least every 5 years?	<input type="radio"/>	<input checked="" type="radio"/>
Is at least 85% of the collections system mapped in GIS?	<input checked="" type="radio"/>	<input type="radio"/>

## Part VI: SSMP EVALUATION

	Yes	No
Has your system completed a Sewer System Management Plan (SSMP)?	<input checked="" type="radio"/>	<input type="radio"/>
Has the SSMP been adopted by the permittee's governing body at a public meeting?	<input checked="" type="radio"/>	<input type="radio"/>
Has the completed SSMP been public noticed?	<input checked="" type="radio"/>	<input type="radio"/>
During the annual assessment of the SSMP, were any adjustments needed based on the performance of the plan?	<input type="radio"/>	<input checked="" type="radio"/>

Date of Public Notice

09/24/2014

During 2022, was any part of the SSMP audited as part of the five year audit?

☐ Yes

☒ No

Have you completed a System Evaluation and Capacity Assurance Plan (SECAP) as defined by the Utah Sewer Management Program?

☒ Yes

☐ No

## Part VII: NARRATIVE EVALUATION

This section should be completed with the system operators.

Describe the physical condition of the sewerage system: (lift stations, etc. included)

The sewer system is in fair to good condition. The one lift station was replaced in 2015 and will have a pump upgrade in 2023.

What sewerage system capital improvements<sup>3</sup> does the utility need to implement in the next 10 years?

The district is budgeting upwards of \$15 million over the next ten years to reline parts of the system, rehabilitate manholes, I&I reduction. The district will also study and plan to install a parallel line for redundancy for one of the districts main trunk lines under I15 and the railroad tracks to the sewer treatment plant.

What sewerage system problems, other than plugging, have you had over

the last year?

Damage to the lines by directional drilling, boring and individuals not following district rules and regulations. Also, road construction projects damaging the system and not following district rules and regulations.

Is your utility currently preparing or updating its capital facilities plan<sup>2</sup>?

☐ Yes

☒ **No**

Does the municipality/district pay for the continuing education expenses of operators?

☒ **100% Covered**

☐ Partially cover

☐ Does not pay

Is there a written policy regarding continuing education and training for wastewater operators?

☒ **Yes**

☐ No

Any additional comments?

As relating to the TV inspection question, the district inspects over 90% of the system every 5 years. The exception is the trunk lines that have to be contracted to evaluate. These lines will be inspected on a rotating basis starting in 2023.

This is the end of the Collections System questions

To the best of my knowledge, the Collections System section is completed and accurate.



☒ Yes


This is the end of the Collection System section, what would you like to do next?

This entire section is complete. Send the link to the next person in charge.

☐ (Once you Save & Continue, you will no longer be able to use the same link to view/edit your responses).

☒ I will continue to fill out/review the next section myself.

I have reviewed this report and to the best of my knowledge the information provided in this report is correct.



Has this been adopted by the council? If no, what date will it be presented to the council?

☐ Yes

☒ No

What date will it be presented to the council?

Date format ex. mm/dd/yyyy

04/19/2023

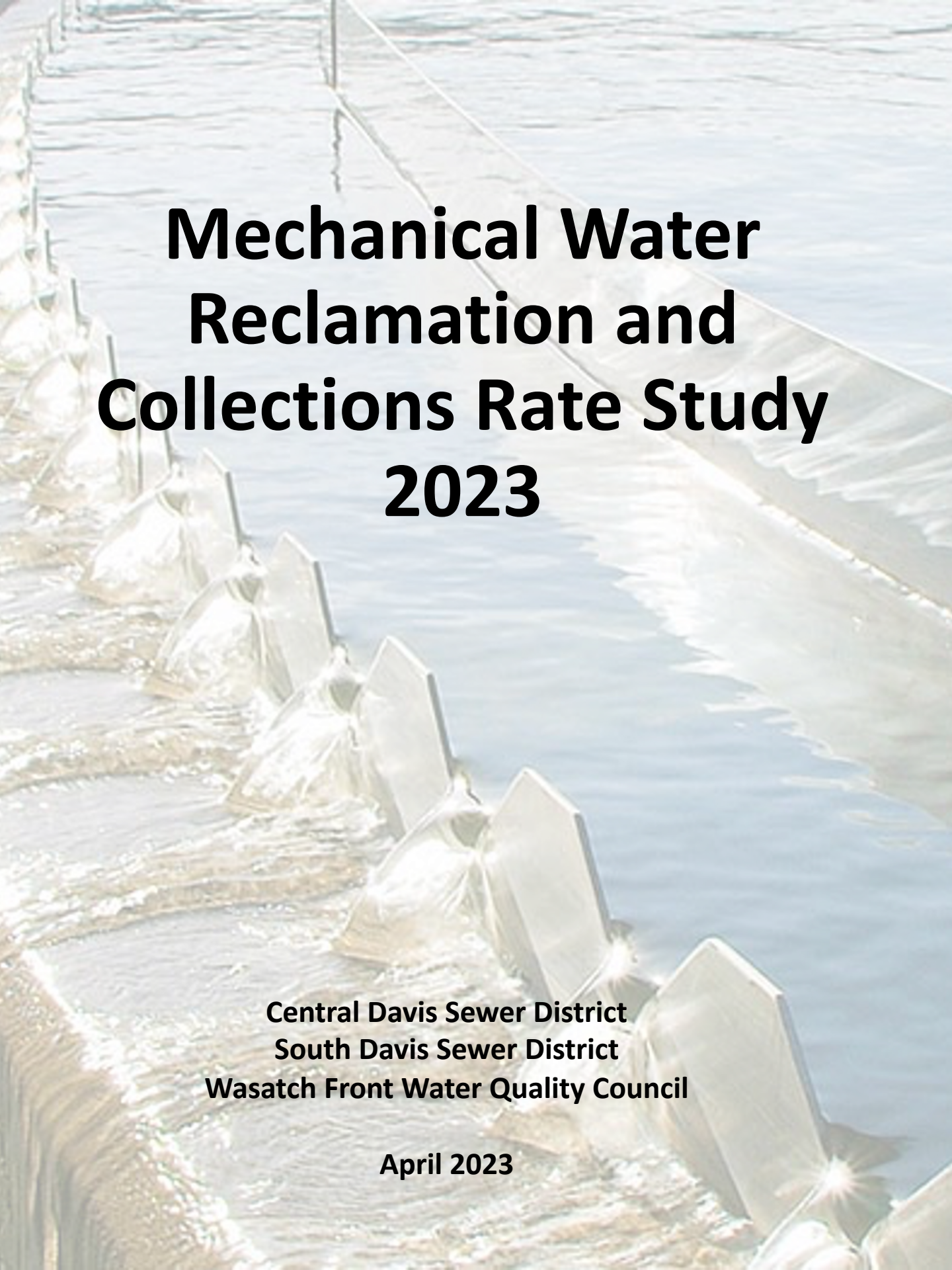
Please log in.

Email

PIN

NOTE: This questionnaire has been compiled for your benefit to assist you in evaluating the technical and financial needs of your wastewater systems. Completion of the collection section meets the annual reporting requirement for the USMP. If you received financial assistance from the Water Quality Board, annual submittal of this report is a condition of that assistance. Please answer questions as accurately as possible to give you the best evaluation of your facility. If you need assistance, please send an email to [wqinfodata@utah.gov](mailto:wqinfodata@utah.gov) and we will contact you as soon as possible. You may also visit our [Frequently Asked Questions](#) page.

Powered by Qualtrics 



# **Mechanical Water Reclamation and Collections Rate Study 2023**

**Central Davis Sewer District  
South Davis Sewer District  
Wasatch Front Water Quality Council**

**April 2023**

## 2023 Sewer Rate Survey

This rate study was undertaken to help management of sewer systems understand how their rates compare with other entities. During the past ten years, sewer rates in Utah have increased an average of 50% based on this and prior studies. During this same time inflation using the Consumer Price Index was about 30% indicating that sewer rate increases are due to more than just inflation.

### **Rates Volatility**

Factors affecting sewer rate increases include aging infrastructure and needs for replacement, increasing regulatory requirements including a requirement that all discharges reach an effluent standard of 1 mg/L for phosphorus, and changes/growth in population including the impacts of population densification. Other, more localized factors are also impacting rates. In addition to the increased costs that have thus far occurred, many entities are in the midst of major construction or upgrades and others are using asset management programs to determine replacement impacts on rates. As such, several have planned increases in rates that will occur in the near future. An example is a proposed increase table shown below from one entities rate study:

Customer Class	Existing	2022	2023	2024	2025	2026	2027
Residential Users	\$24.50	\$24.50	\$27.90	\$30.70	\$33.80	\$37.20	\$40.90
Commercial Users	\$24.50	\$24.50	\$27.90	\$30.70	\$33.80	\$37.20	\$40.90
<b>Rate Increase Percentage</b>							
Residential Users	-	0.0%	14.0%	10.0%	10.0%	10.0%	10.0%
Commercial Users	-	0.0%	14.0%	10.0%	10.0%	10.0%	10.0%

As can be seen, these increases will probably continue to outpace inflation and continue to take a larger bite of the consumers pocketbook.

### **Cost Recovery Variability**

There are multiple ways that sewer entities obtain the needed revenues to successfully complete their tasks. Since it follows that commercial and industrial users are billed on a rate based on a residential equivalent, this discussion on rates will focus on residential rates. Some of the recovery methods are discussed below:

*Single Rate Recovery:* Some entities establish a basic rate for the average home contribution, including flows and organic waste, and then charge this single rate to all residential units.

*Flow-weighted Rate Recovery:* Often entities that manage drinking water systems as well as the sewer systems billed based on water usage in order to most closely match the residential unit's actual contribution. This flow-based rate is usually based on a winter water use average. In some cases, it is the average of four to five months in the time frame from November to April and in other cases it is based on one month, typically February.

*Property taxes:* Some entities use property taxes to augment rates in recovering needed revenue. Often this is done by Districts to stabilize revenues and ensure the best bond ratings if, and when bonding is necessary for capital facilities. The percent of cost recovered through taxing varies significantly from entity to entity.

As expected, entities use one or more of these methods to recover the needed revenue.

### **Rates Comparison Variables**

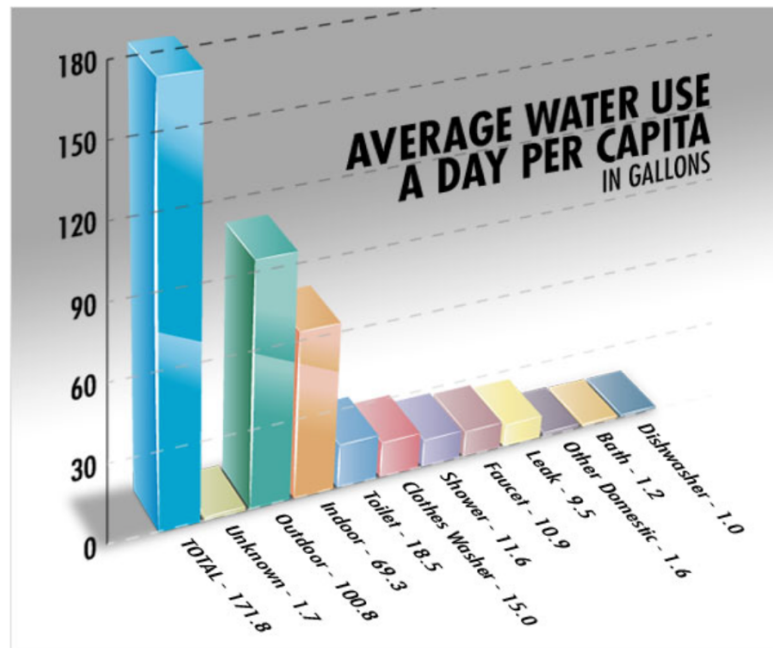
Because of the different ways rates are constructed, because of the varying family size from entity to entity, because of the age of homes and their water usage including levels of conservation, and because of tax rates apply to the actual property values, the determination of how to compare rates is discussed below.



*Water Usage:* Water usage varies from home to home and entity to entity based on a multitude of factors. These factors include:

- Number of occupants
- Age of dwelling unit and installation of water conserving fixtures
- Conservation efforts of residents
- Impact of cost increases on residents
- Leaks and drips.

Home water use varies also on how water use is calculated, and the accuracy of measurements taken. Below is a graph showing typical inside water use, stolen from someone who attempted to quantify:



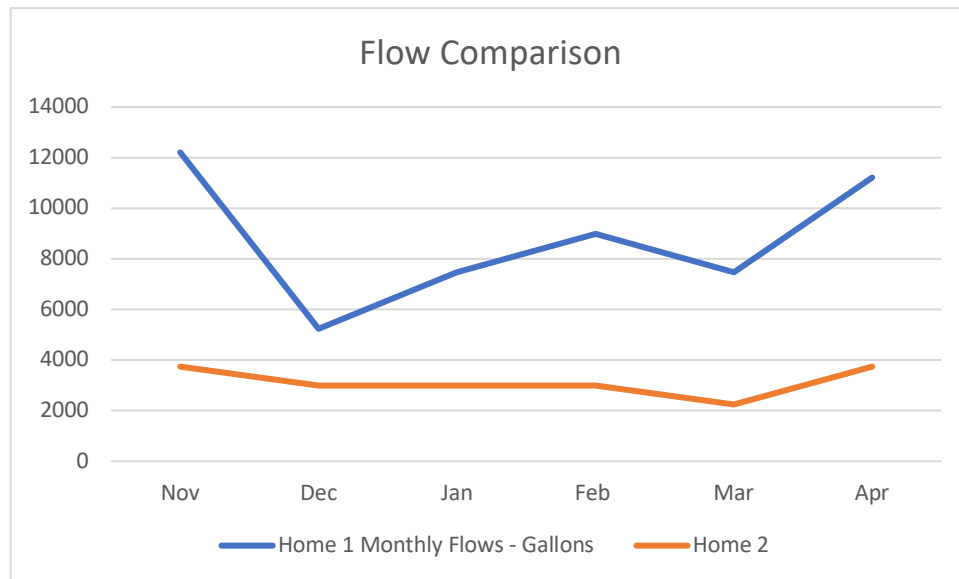
Causes of variability could include (1) are clothes washers water conserving, (2) are toilets upgraded to low flush units, (3) are showers low flow and have orifices been removed, (4) how many people are in the home, and so on. Using the States Water Resources Data website, the following variable water use per capita per day (gpcd) rates are given as examples. These are as best as can be determined based on specific area water usage and statewide values for percent of water used for in residential vs commercial/institutional and percent of water used for irrigation:

- Statewide average – 67 gpcd
- Salt Lake City – 50 gpcd
- Davis County – 84 gpcd

This variability is shown, not to say one is better than the other, but to demonstrate that when comparing rates, it is important to normalize the comparison. Because of the use of winter water averages for sewer rates we looked at several actual water use values based on the areas February total water use divided by the number of dwelling units divided by the areas average persons per household taken from the Census Quick Facts website. Below are three example calculations:

- Area 1 – 88 gpcd
- Area 2 – 47 gpcd
- Area 3 – 66 gpcd

As can be seen, significant variability still exists in sewer flows from these three residential areas. Finally comparing two households with the same population shows this variability can be significant as the chart below shows.



All this flow information demonstrates the variability of the rates from location to location as well as house to house. As such, this demonstrates that averages are just

that, averages and reflect the general tendency of a public utility when water use is factored into the sewer rate.

*Family Size:* Obviously, family size varies substantially within service areas. A sewer rate which incorporates water usage would charge a large family more than a single individual or couple. But if a uniform rate is used it means the per capita charges varies between neighboring houses. Again, averages work for general comparison, only.

*Tax Rates:* When tax rates are used to supplement revenues, the more valuable the property, the more the user pays for their sewer service. In the sewer rates analysis, the evaluation includes an average property value for the service area of the entity. This stabilizes the sewer costs evaluation but is not the actual costs for most or all users within the system. For comparison, several tax values will be used in the analysis.

Given the variables discussed, the next section will include an analysis of the rates for wastewater.

### **Rates Analysis**

Using the property values for the service area when taxes are assessed, using the statewide persons per household from the Census Quick Facts, and using the monthly per household flow of 8,000 gallons per month, the following average monthly service charges are calculated:

<b>Monthly Service Charges</b>		
MIN	\$	23.00
AVERAGE	\$	40.99
MEDIAN	\$	40.14
MAX	\$	80.00

If we change the flow to use 3.1 persons per household from the state-wide Census Quick Facts and the 67 gpcd the monthly household use would go down to 6,400 gallons. This info would produce the following monthly service charges.

<b>Monthly Service Charges</b>	
MIN	\$ 22.71
AVERAGE	\$ 38.74
MEDIAN	\$ 38.84
MAX	\$ 64.00

If the tax rate revenue remains the same, but we adjust the monthly flow down to a minimum flow of 4,000 gallons per household, the monthly service charges would go down to the following values.

<b>Monthly Service Charges</b>	
MIN	\$ 15.75
AVERAGE	\$ 34.63
MEDIAN	\$ 35.82
MAX	\$ 62.81

Finally, if we change the average dwelling unit value to \$620,000 and use 8,000 gallons per month, the averages are as follows.

<b>Monthly Service Charges</b>	
MIN	\$ 23.00
AVERAGE	\$ 42.28
MEDIAN	\$ 41.50
MAX	\$ 80.00

As a comparison, the National Association of Clean Water Agencies conducts an annual survey of members to assess average charges. The most recent survey produced is based on 2021 rates and the average national annual sewer service charge is \$551. On a per month basis the average charge is \$45.91. In past comparisons, the State of Utah has been significantly below the national averages, but with current changes in rates, Utah is now just barely below the national numbers.

The following pages contain a detail report for the actual taxes and 8,000 gallons per month per household. A detailed spreadsheet for all the examples is available.

# Wasatch Front Sewer Rate Study - 2023

Name Entity	Tax Rate	House Value	Annual Tax Rev. (55%)	Monthly Equ. Rate	User Charge	Total Rate Monthly
<b>Central Davis Sewer District</b>	0.000115	635,000	40.16	3.35	26.00	29.35
Farmington	0.000115	627,000	39.66	3.30	28.00	31.30
Kaysville	0.000115	611,000	38.65	3.22	27.25	30.47
Fruit Heights	0.000115	667,000	42.19	3.52	27.00	30.52
Central Davis Average						30.41
<b>Snyderville Basin Water Reclamation District</b>	-	-	-	-	51.29	51.29
Synderville Average						51.29
<b>Magna Water Co.</b>	0.0008195	393,000	177.13	14.76	32.37	47.13
Magna Average						47.13
<b>South Davis Sewer District</b>	0.000306	527,000	88.69	7.39	19.00	26.39
South Davis Average						26.39
<b>North Davis Sewer District</b>	0.000468	550,000	141.57	11.80	21.50	33.30
Clearfield	0.000468	386,000	99.36	8.28	35.16	43.44
Clinton	0.000468	445,000	114.54	9.55	26.70	36.25
Layton	0.000468	485,000	124.84	10.40	29.45	39.85
Roy	0.000468	395,000	101.67	8.47	28.70	37.17
Sunset	0.000468	343,000	88.29	7.36	29.75	37.11
Syracuse	0.000468	540,000	139.00	11.58	28.56	40.14
West Point	0.000468	499,000	128.44	10.70	28.20	38.90
North Davis Average						38.27
<b>Central Valley WRF</b>						
Taylorsville-Bennion Improvement District	0.0000415	450,000	10.27	0.86	45.77	46.63
Granger-Hunter Improvement District	0.0002515	440,000	60.86	5.07	39.00	44.07
Murray	-	505,000	-	-	40.53	40.53
Kearns Improvement District	0.000233	398,000	51.00	4.25	37.55	41.80
Cottonwood Improvement District	0.000119	681,000	44.57	3.71	20.00	23.71
Mt. Olympus Imp. Dist.	0.000118	573,000	37.19	3.10	23.00	26.10
South Salt Lake	-	-	-	-	80.00	80.00
Central Valley Average						43.26
<b>South Valley WRF</b>						
West Jordan	-	-	-	-	39.16	39.16



## Wasatch Front Sewer Rate Study - 2023

Midvalley Improvement District	0.000448	620,000	152.77	12.73	27.90	40.63
Midvale	-	-	-	-	45.96	45.96
Sandy Suburban Improvement District	0.000448	600,000	147.84	12.32	15.04	27.36
South Valley Sewer District- includes parts of Draper	0.000199	595,000	65.12	5.43	25.00	30.43

South Valley Average	36.71
----------------------	-------

### Salt Lake City

Salt Lake City	-	-	-	-	63.10	63.10
----------------	---	---	---	---	-------	-------

Salt Lake Average	63.10
-------------------	-------

### Utah County Cities

Orem	-	-	-	-	32.87	32.87
Provo	-	-	-	-	65.70	65.70
Springville	-	-	-	-	35.48	35.48
Spanish Fork	-	-	-	-	48.46	48.46
Payson	-	-	-	-	61.56	61.56
Santaquin	-	-	-	-	46.67	46.67

Utah County Cities Avg	48.46
------------------------	-------

### Timpanogos SSD

Highland	-	-	-	-	39.92	39.92
Alpine	-	-	-	-	zz	38.04
Cedar Hills	-	-	-	-	46.91	46.91
American Fork	-	-	-	-	46.75	46.75
Lehi	-	-	-	-	36.48	36.48
Pleasant Grove	-	-	-	-	45.11	45.11
Vineyard	-	-	-	-	45.25	45.25
Eagle Mountain	-	-	-	-	45.75	45.75
Saratoga Springs	-	-	-	-	50.08	50.08
Utah County Side of Draper	0.000199	620,000	67.86	5.65	21.00	26.65

Timpanogos Average	42.09
--------------------	-------

### Central Weber Sewer

<b>Improvement District</b>	0.000482	620,000	164.36	13.70	27.05	40.75
Ogden City	0.000482	347,000	91.99	7.67	35.74	43.41
South Ogden City	0.000482	398,000	105.51	8.79	39.69	48.48
North Ogden City	0.000482	470,000	124.60	10.38	41.60	51.98
Farr West City	0.000482	572,000	151.64	12.64	26.00	38.64
Washington Terrace	0.000482	361,000	95.70	7.98	39.81	47.79
South Weber City	0.000482	548,000	145.27	12.11	34.11	46.22
West Haven	0.000482	540,000	143.15	11.93	35.00	46.93
Riverdale	0.000482	422,000	111.87	9.32	26.50	35.82

## Wasatch Front Sewer Rate Study - 2023

Hooper	0.000482	580,000	153.76	12.81	50.00	62.81
Pleasantview	0.000482	612,000	162.24	13.52	27.80	41.32
Roy City	0.000482	395,000	104.71	8.73	34.25	42.98

Central Weber Average	45.59
-----------------------	-------

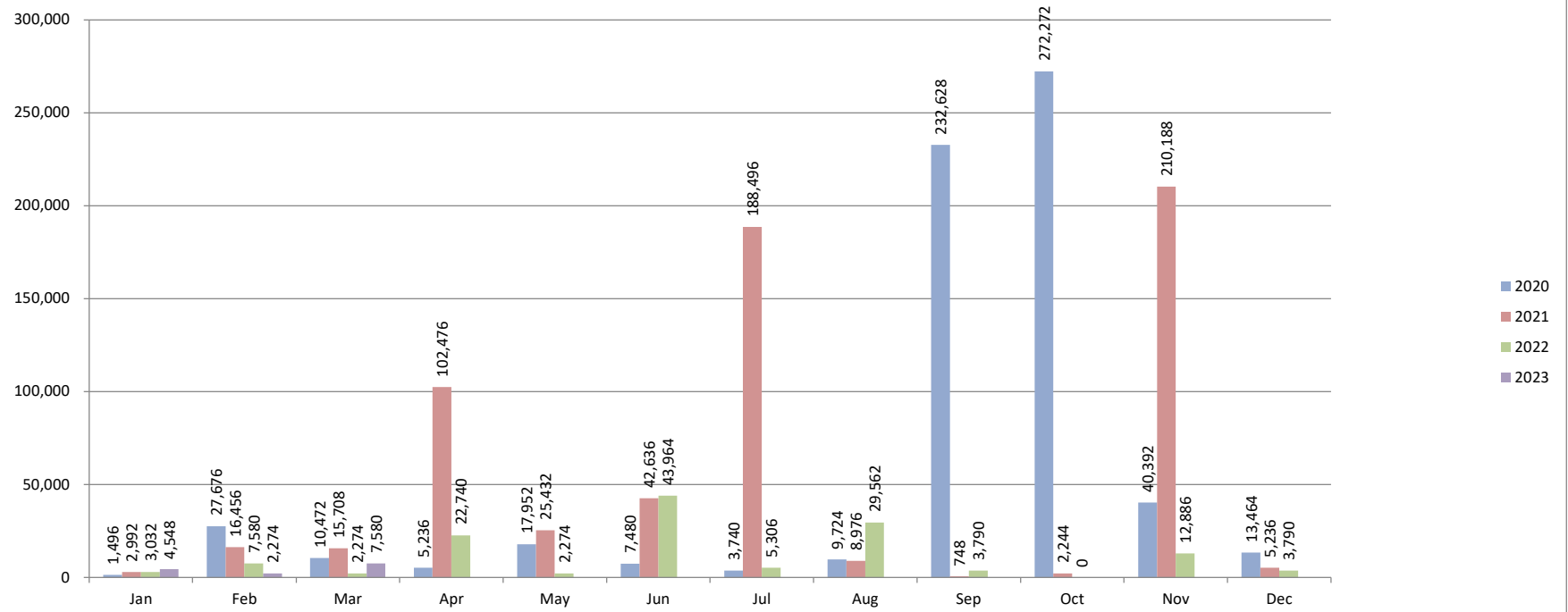
Brigham City	-	-	-	-	35.00	35.00
Tremonton City	-	-	-	-	33.80	33.80
Logan City	-	-	-	-	36.51	36.51
Price River WID*	0.00013	256,000	33.28	2.77	33.00	35.77
Tooele	-	-	-	-	28.39	28.39
Cedar City	-	-	-	-	23.00	23.00
St George City	-	-	-	-	28.75	28.75

Notes:  
8000 Gallons were used as a standard Useage  
Average House Value from  
Zillow.com

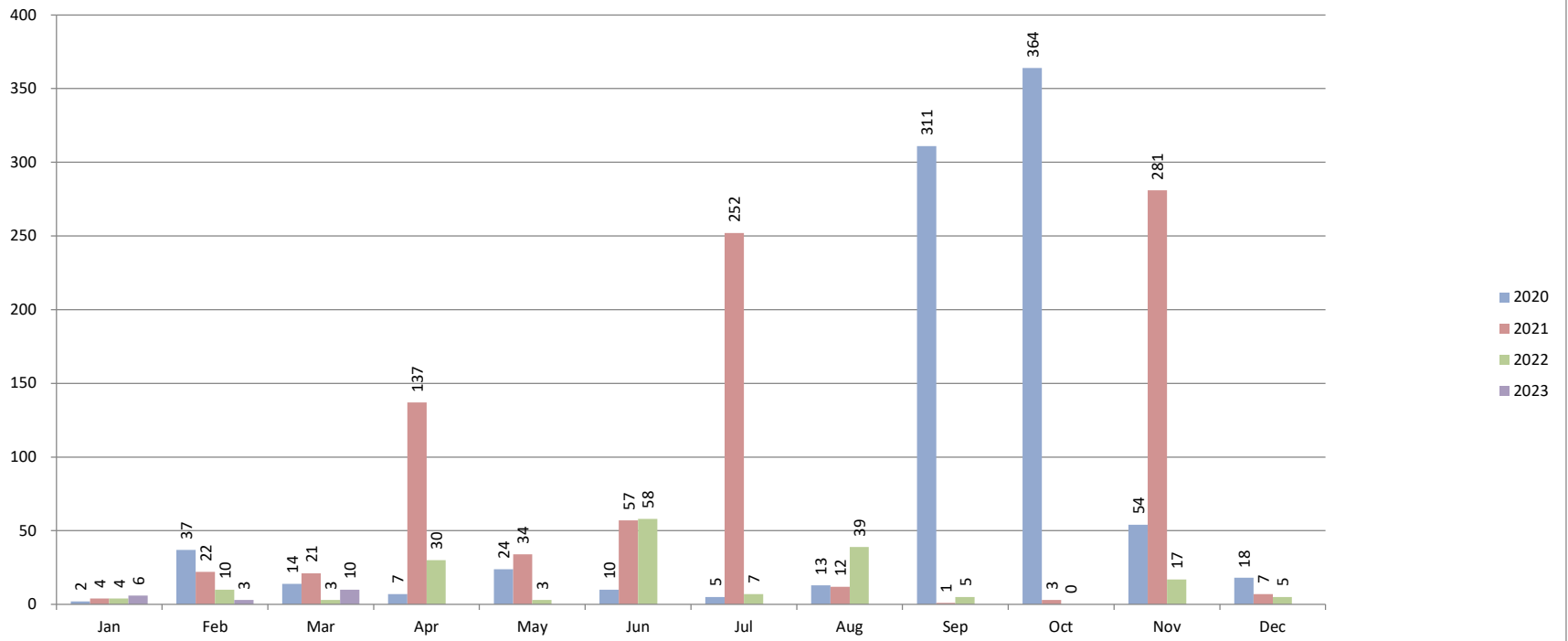
### Wasatch Front Average

MIN	\$ 23.00
AVERAGE	\$ 40.99
MEDIAN	\$ 40.14
MAX	\$ 80.00

## CAPACITY FEES - DOLLARS

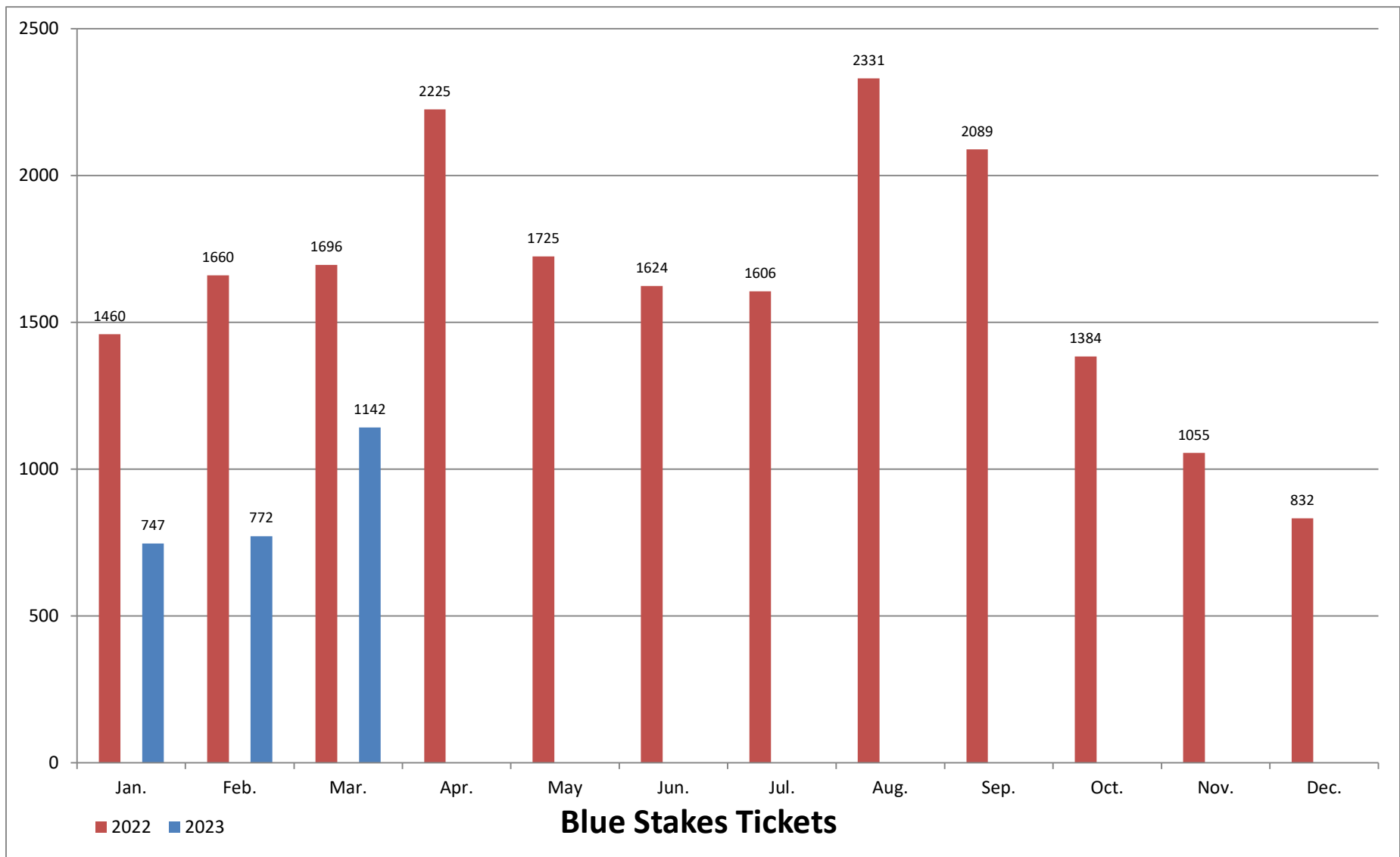


## CAPACITY FEES - NUMBER

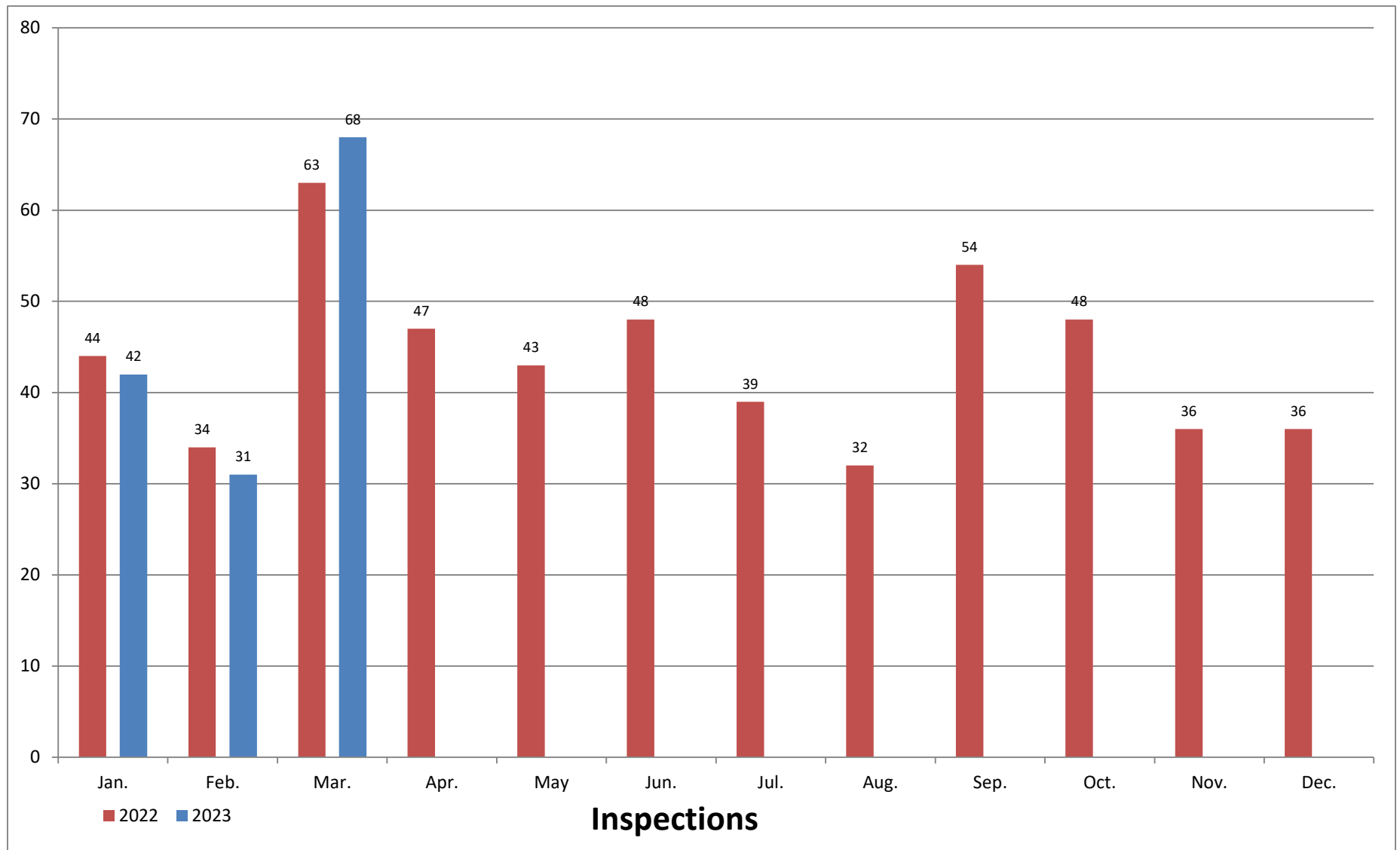


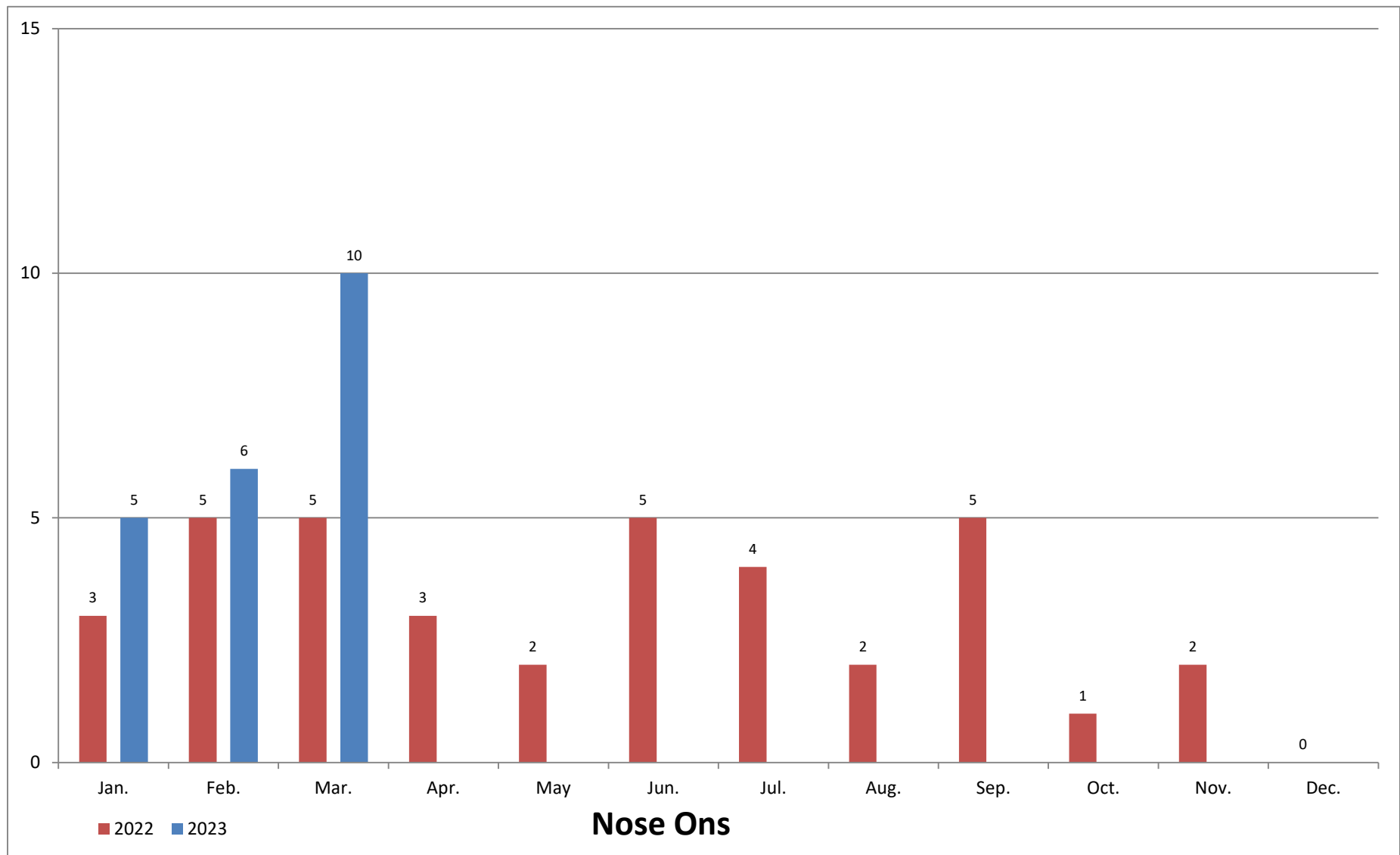
## CAPACITY FEES - 2440

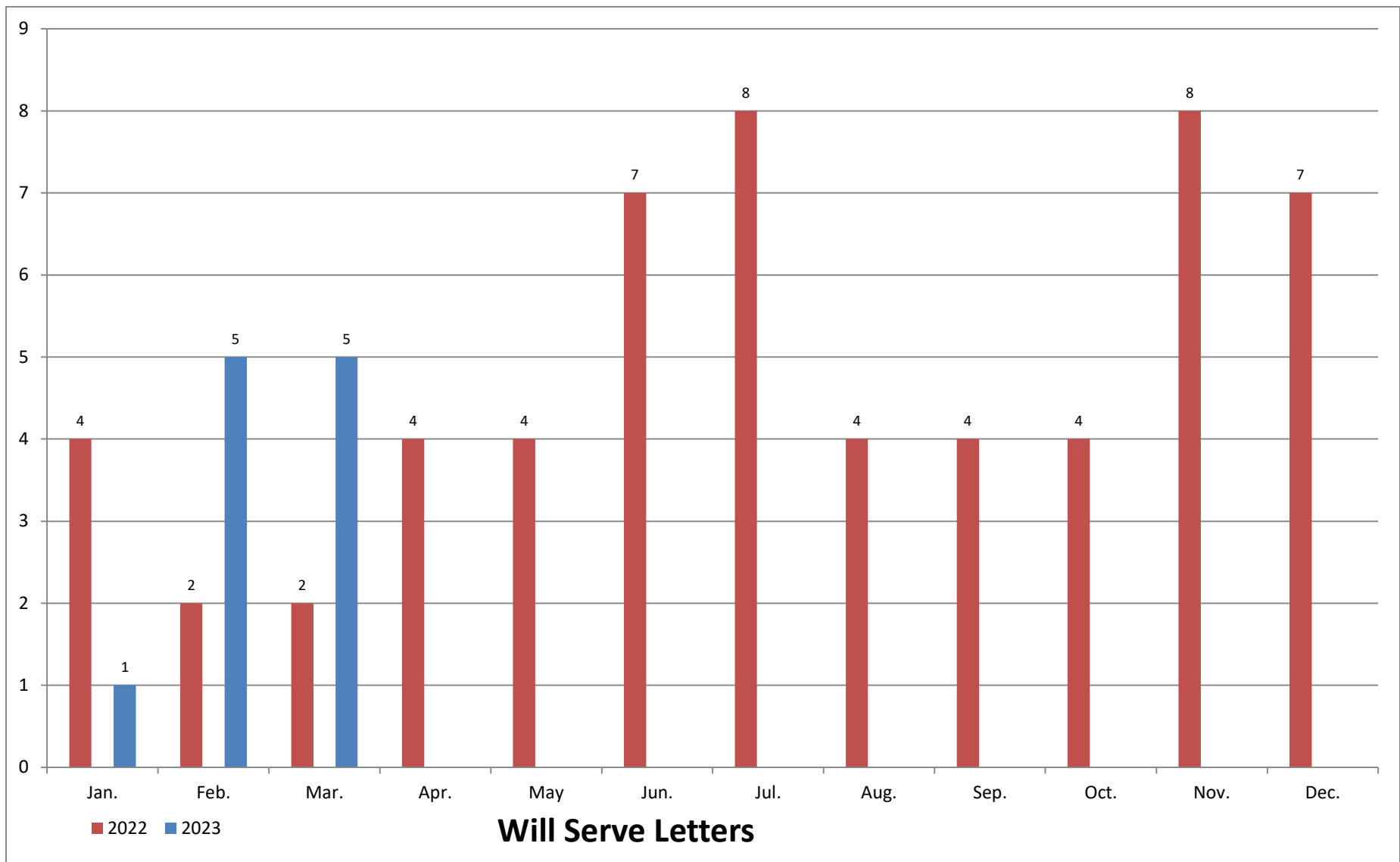
		MONTHLY RE'S	RUNNING TOTAL	MONTHLY DOLLARS	RUNNING TOTAL
2020	Jan	2	2	1,496	1,496
	Feb	37	39	27,676	29,172
	Mar	14	53	10,472	39,644
	Apr	7	60	5,236	44,880
	May	24	84	17,952	62,832
	Jun	10	94	7,480	70,312
	Jul	5	99	3,740	74,052
	Aug	13	112	9,724	83,776
	Sep	311	423	232,628	316,404
	Oct	364	787	272,272	588,676
	Nov	54	841	40,392	629,068
	Dec	18	859	13,464	642,532
AVERAGE		72		53,544	
2021	Jan	4	4	2,992	2,992
	Feb	22	26	16,456	19,448
	Mar	21	47	15,708	35,156
	Apr	137	184	102,476	137,632
	May	34	218	25,432	163,064
	Jun	57	275	42,636	205,700
	Jul	252	527	188,496	394,196
	Aug	12	539	8,976	403,172
	Sep	1	540	748	403,920
	Oct	3	543	2,244	406,164
	Nov	281	824	210,188	616,352
	Dec	7	831	5,236	621,588
AVERAGE		69		51,799	
2022	Jan	4	4	3,032	3,032
	Feb	10	14	7,580	10,612
	Mar	3	17	2,274	12,886
	Apr	30	47	22,740	35,626
	May	3	50	2,274	37,900
	Jun	58	108	43,964	81,864
	Jul	7	115	5,306	87,170
	Aug	39	154	29,562	116,732
	Sep	5	159	3,790	120,522
	Oct	0	159	0	120,522
	Nov	17	176	12,886	133,408
	Dec	5	181	3,790	137,198
AVERAGE		15		11,433	
2023	Jan	6	6	4,548	4,548
	Feb	3	9	2,274	6,822
	Mar	10	19	7,580	14,402
	Apr		19		14,402
	May		19		14,402
	Jun		19		14,402
	Jul		19		14,402
	Aug		19		14,402
	Sep		19		14,402
	Oct		19		14,402
	Nov		19		14,402
	Dec		19		14,402
AVERAGE		6		4,801	







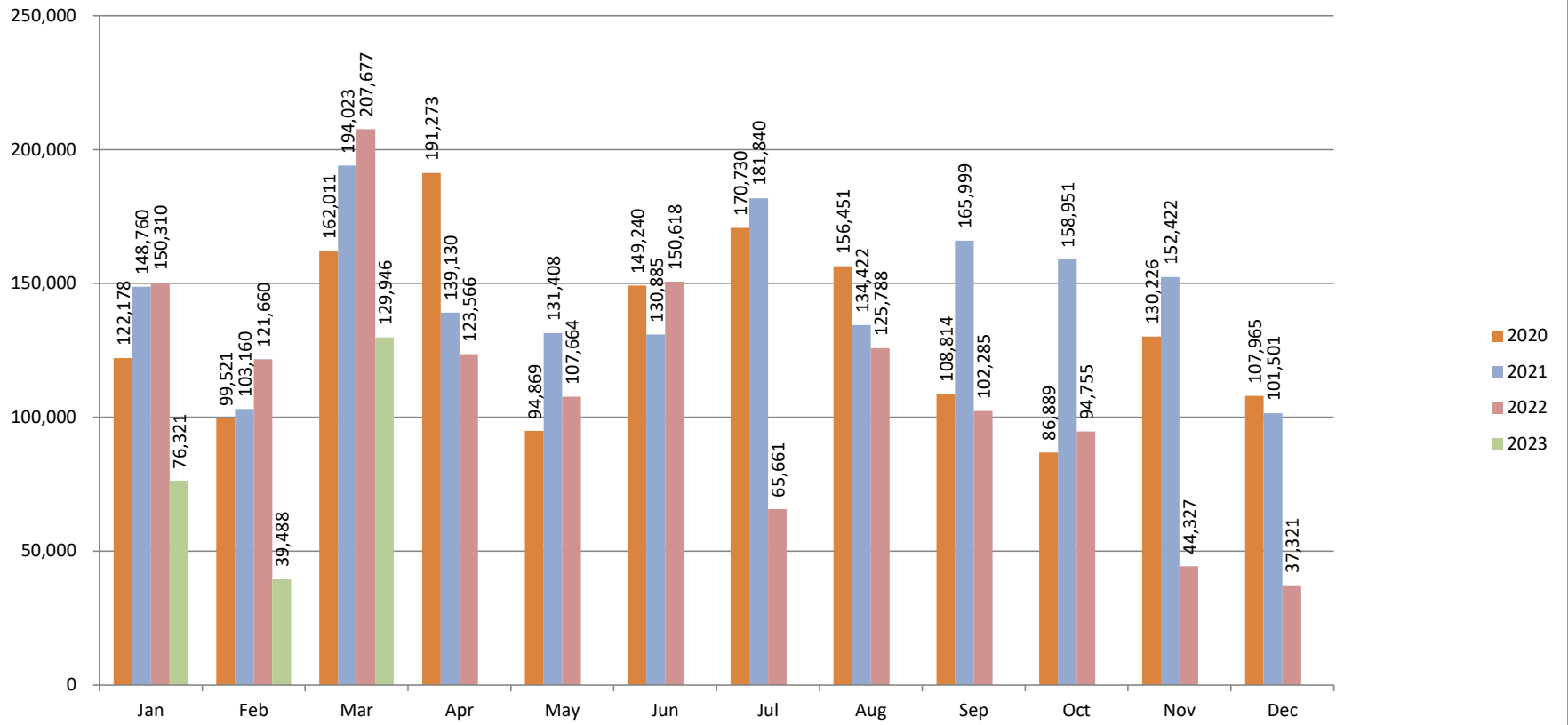




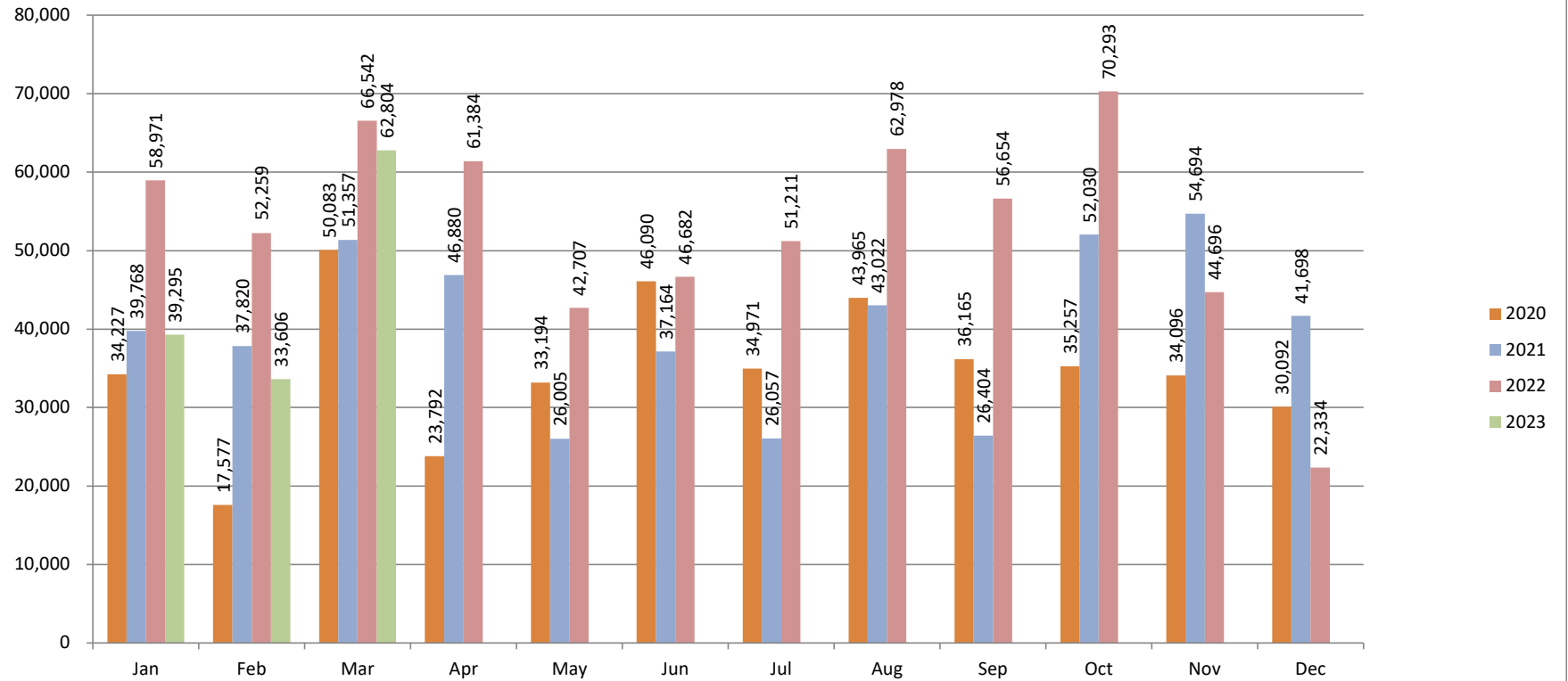
LINES MAINTENANCE MONTHLY REPORTS

	MONTHLY CLEANING	RUNNING TOTAL	MILES 5280	RUNNING TOTAL	MONTHLY TV	RUNNING TOTAL	MILES	RUNNING TOTAL	TOTAL SYSTEM WORK	
2021 Jan	148,760	148,760	28.17	28.17	39,768	39,768	7.53	7.53	35.71	35.71
Feb	103,160	251,920	19.54	47.71	37,820	77,588	7.16	14.69	62.41	62.41
Mar	194,023	445,943	36.75	84.46	51,357	128,945	9.73	24.42	108.88	108.88
Apr	139,130	585,073	26.35	110.81	46,880	175,825	8.88	33.30	144.11	144.11
May	131,408	716,481	24.89	135.70	26,005	201,830	4.93	38.23	173.92	173.92
Jun	130,885	847,366	24.79	160.49	37,164	238,994	7.04	45.26	205.75	205.75
Jul	181,840	1,029,206	34.44	194.93	26,057	265,051	4.94	50.20	245.12	245.12
Aug	134,422	1,163,628	25.46	220.38	43,022	308,073	8.15	58.35	278.73	278.73
Sep	165,999	1,329,627	31.44	251.82	26,404	334,477	5.00	63.35	315.17	315.17
Oct	158,951	1,488,578	30.10	281.93	52,030	386,507	9.85	73.20	355.13	355.13
Nov	152,422	1,641,000	28.87	310.80	54,694	441,201	10.36	83.56	394.36	394.36
Dec	101,501	1,742,501	19.22	330.02	41,698	482,899	7.90	91.46	421.48	421.48
AVERAGE	145,208		27.50		40,242		7.62			
2022 Jan	150,310	150,310	28.47	28.47	58,971	58,971	11.17	11.17	39.64	39.64
Feb	121,660	271,970	23.04	51.51	52,259	111,230	9.90	21.07	72.58	72.58
Mar	207,677	479,647	39.33	90.84	66,542	177,772	12.60	33.67	124.51	124.51
Apr	123,566	603,213	23.40	114.24	61,384	239,156	11.63	45.29	159.54	159.54
May	107,664	710,877	20.39	134.64	42,707	281,863	8.09	53.38	188.02	188.02
Jun	150,618	861,495	28.53	163.16	46,682	328,545	8.84	62.22	225.39	225.39
Jul	65,661	927,156	12.44	175.60	51,211	379,756	9.70	71.92	247.52	247.52
Aug	125,788	1,052,944	23.82	199.42	62,978	442,734	11.93	83.85	283.27	283.27
Sep	102,285	1,155,229	19.37	218.79	56,654	499,388	10.73	94.58	313.37	313.37
Oct	94,755	1,249,984	17.95	236.74	70,293	569,681	13.31	107.89	344.63	344.63
Nov	44,327	1,294,311	8.40	245.13	44,696	614,377	8.47	116.36	361.49	361.49
Dec	37,321	1,331,632	7.07	252.20	22,334	636,711	4.23	120.59	372.79	372.79
AVERAGE	110,969		21.02		53,059		10.05			
2023 Jan	76,321	76,321	14.45	14.45	39,295	39,295	7.44	7.44	21.90	21.90
Feb	39,488	115,809	7.48	21.93	33,606	72,901	6.36	13.81	35.74	35.74
Mar	129,946	245,755	24.61	46.54	62,804	135,705	11.89	25.70	72.25	72.25
Apr		245,755	0.00	46.54		135,705	0.00	25.70	72.25	72.25
May		245,755	0.00	46.54		135,705	0.00	25.70	72.25	72.25
Jun		245,755	0.00	46.54		135,705	0.00	25.70	72.25	72.25
Jul		245,755	0.00	46.54		135,705	0.00	25.70	72.25	72.25
Aug		245,755	0.00	46.54		135,705	0.00	25.70	72.25	72.25
Sep		245,755	0.00	46.54		135,705	0.00	25.70	72.25	72.25
Oct		245,755	0.00	46.54		135,705	0.00	25.70	72.25	72.25
Nov		245,755	0.00	46.54		135,705	0.00	25.70	72.25	72.25
Dec		245,755	0.00	46.54		135,705	0.00	25.70	72.25	72.25
AVERAGE	81,918		3.88		45,235		2.14			

## Feet of Main Lines Cleaned

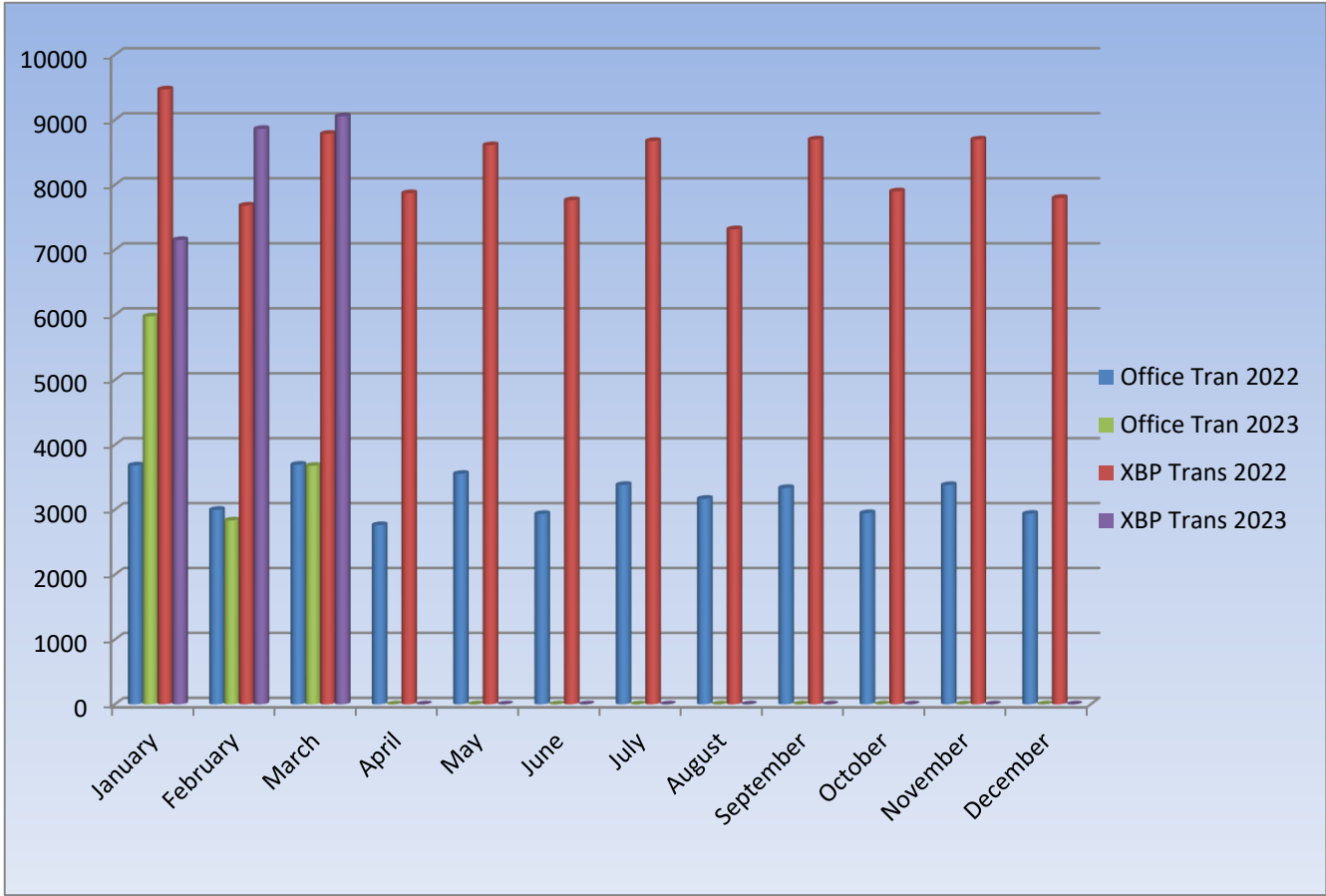


## Feet of Main Lines TVd

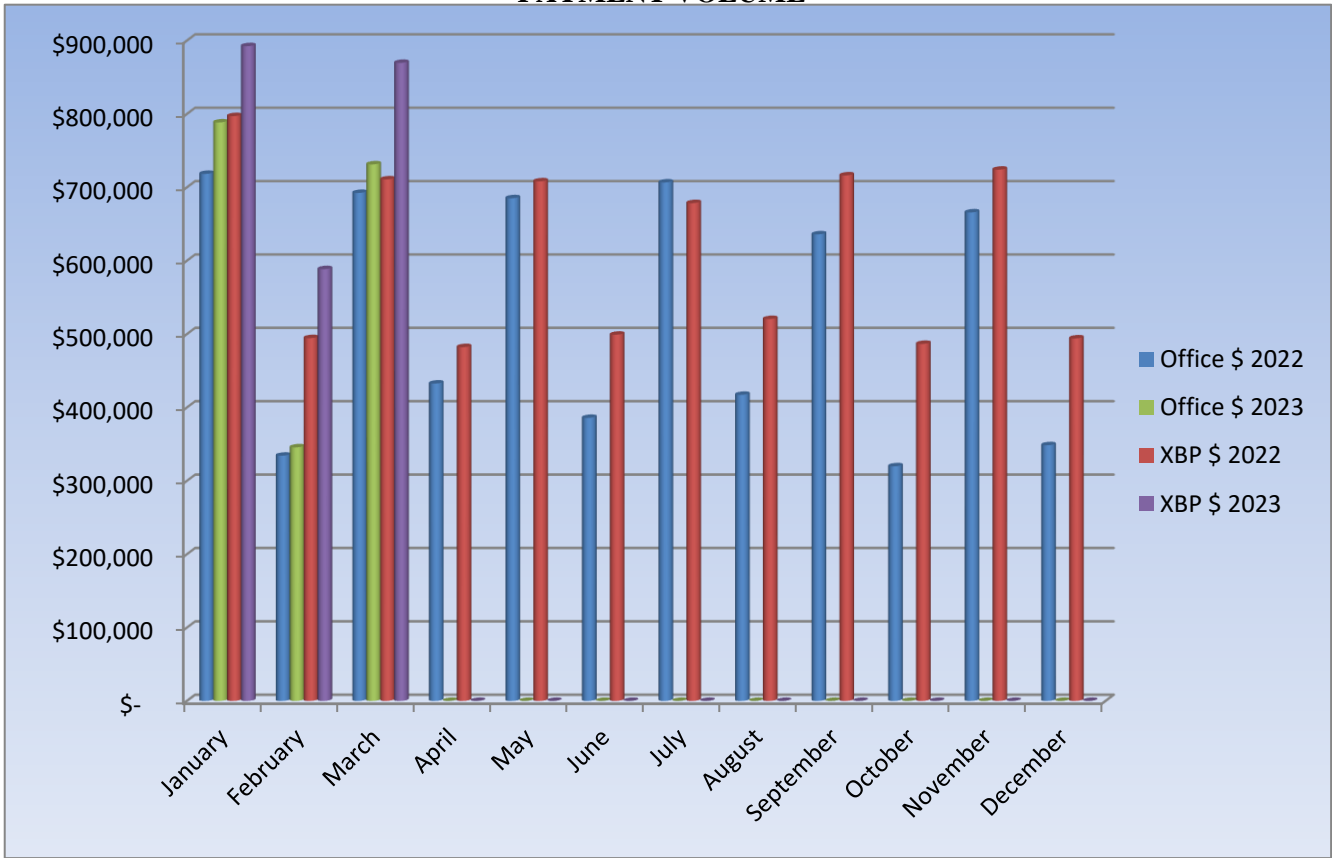




# 2022 vs 2023 Comparison TRANSACTION VOLUME



## PAYMENT VOLUME



# PTIF Rates

YEAR	MONTH	360 DAY	365 DAY
2023	MAR	4.73499233	4.80075611
2023	FEB	4.60018241	4.66407384
2023	JAN	4.21846278	4.27705254
2022	DEC	3.80054822	3.85333361
2022	NOV	3.32264900	3.36879691
2022	OCT	2.82221903	2.86141652
2022	SEP	2.44491845	2.47887565
2022	AUG	2.18274988	2.21306585
2022	JUL	1.62004094	1.64254151
2022	JUN	1.10901068	1.12441360
2022	MAY	0.79217214	0.80317453
2022	APR	0.61391746	0.62244409
2022	MAR	0.52096926	0.52820494
2022	FEB	0.46766233	0.47415764
2022	JAN	0.38475518	0.39009900
2021	DEC	0.36467448	0.36973940
2021	NOV	0.34278424	0.34754514
2021	OCT	0.32673308	0.33127104
2021	SEP	0.31435602	0.31872207
2021	AUG	0.32385606	0.32835406